



Mission Critical Server Solutions

- NVMe • U.2/Ruler/M.x • 100G/40G/25G Ethernet • 100G IB/OPA • SRSD™
- Intel® Xeon® Scalable Processors (Skylake-SP)



New NVMe

1PB Capacity in 1U All-Flash NVMe Server

1PB capacity with 32 hot-swap U.2/Ruler NVMe drives



SYS-1029P-N32R / SYS-1029P-NR32R

1U/32 U.2 All-Flash NVMe server

- Dual Drawer/Tray with a total of 32 U.2/Ruler NVMe SSDs
- Up to 3TB DDR4-2666MHz memory in 24 DIMMs
- 2 PCI-E 3.0 x16 slots
- 2x 10GBase-T ports, dual M.2 boot drives
- Dual Intel® Xeon® Scalable Processors up to 140W TDP
- Redundant 1600W Platinum Level power supplies
- IPMI management with dedicated LAN

4-Node 3UPI BigTwin™ -2U

3 UPI up to 10.4GT/s for 50% increased CPU-CPU bandwidth; Full utilization of Platinum (81xx) and Gold (61xx) CPU features (3UPI)



SYS-2029BZ-HNR

2U BigTwin per node:

- Up to 3TB ECC Reg. DDR4-2666MHz in 24 DIMMs
- 6 NVMe/SAS3 hybrid drive bays
- 100G/40G/10G onboard SIOM options
- 2 low-profile PCI-E 3.0 x16 slots
- Dual Intel® Xeon® Scalable Processors up to 205W TDP
- N+1 cooling redundancy with 4 cooling fans
- Redundant 2600W Titanium Level PWS per system

SuperBlade®- 6U

14/10 hot-swap DP or UP nodes in 6U



SBI-6429P-C3N (25 Blade)

SBI-6419P-C3N (15 Blade)


Highest Performance – Up to 205W Intel® Xeon® Scalable Processors

- Maximum Memory Capacity – 24 DIMMs (25), 12 DIMMs (15)
- 14 Blades – 14x 25 or 14x 15 with 2x 25G/10G switches, 1 CMM
- 10 Blades – 10x 25 or 10x 15 with 4x 25G/10G switches, 2 CMM
- Redundant (N+1/N+N) Platinum (96% efficiency) AC power supplies
- Redundant (N+1/N+N) DC power supplies
- Battery Backup Power (BBP) modules
- Free Air Cooling
- Supermicro RSD and Redfish RESTful APIs

X11 Solutions

NEW!

Intel® Xeon® Scalable Processors Supported



Ultra	GPU/Coprocessor	SuperStorage	WIO
-------	-----------------	--------------	-----

All Flash Server Solutions, Up to 24 NVMe, 3TB DDR4, Titanium Level Power

- SYS-1029UX-LL1/LL2/LL3-S16
- SYS-2029UZ-TR4+
- SYS-6029UZ-TR4+
- SYS-1029U-TN10RT
- SYS-1029U-TR4/TR4T/TRT/TRTP/TRTP2/TR25M
- SYS-1029U-E1CR4/E1CR4T/E1CRT/E1CRTP/E1CRTP2/E1CR25M
- SYS-6019U-TN4RT/TN4R4T/TR4/TR4T/TRT/TRTP/TRTP2/TR25M
- SYS-2029U-TN24R4T/TR4/TR4T/TRT/TRTP/TR25M
- SYS-2029U-E1CR4/E1CR4T/E1CRT/E1CRTP/E1CR25M
- SYS-6029U-TR4/TR4T/TRT/TRTP/TR25M
- SYS-6029U-E1CR4/E1CR4T/E1CRT/E1CRTP/E1CR25M
- SYS-1029UZ-TN20R25M
- SYS-2029UZ-TN20R25M

Up to 8 GPU/Coprocessor Supported

- SYS-1029GQ-TVRT
- SYS-1019GP-TT
- SYS-1029GP-TR
- SYS-1029GR-TRT/TXRT/TNRT
- SYS-5019GP-TT
- SYS-2029GP-TR
- SYS-4029GP-TXRT
- SYS-4029GP-TRT/TRT2
- SYS-7049GP-TRT

NVMe / SAS3 / Flexible IO options / Up to 3TB DDR4 / Up to 7 PCI-E Slots

- SSG-1029P-N32R/NR32R/NMR36L
- SSG-136R-N32JBF/NR32JBF
- SSG-5049P-E1CR45H/E1CR45L
- SSG-2029P-DN2R32L/DN2R24L/DN2R48L
- SSG-2029P-NR48L
- SSG-6019P-ACR12L
- SSG-2029P-E1CR48H/E1CR48L
- SSG-6029P-E1CR24H/E1CR24L
- SSG-6049P-E1CR45H/E1CR45L/E1CR60H/E1CR60L
- SSG-2029P-ACR24H/ACR24L/E1CR24H/E1CR24L
- SSG-6029P-E1CR12T/E1CR12H/E1CR12L/E1CR16T
- SSG-6039P-E1CR16H/E1CR16L
- SSG-6049P-E1CR24H/E1CR24L/E1CR36H/E1CR36L

Resource-Optimized / Feature Rich / Cost-Effective / UP WIO

- SYS-6019P-WT/WTR/WT8
- SYS-6029P-WTR/WTRT
- SYS-1029P-WT/WTR/WTRT
- SYS-1019P-WTR
- SYS-5029P-WTR
- SYS-5019P-WT/WTR



Mainstream	Embedded/Max I/O	DCO	BigTwin™/TwinPro/Twin
------------	------------------	-----	-----------------------

2TB DDR4 2666MHz ECC R/LR DIMM memory in 16 DIMM slots

- SYS-5019P-M/MR
- SYS-2029P-C1R/C1RT
- SYS-6029P-TR/TRT
- SYS-7049P-TR/TRT
- SYS-5019P-MT/MTR

Redundant 2200W high efficiency (96%) power supplies

- SYS-1019S-HTN2
- SYS-5019D-FN8TP
- SYS-2029P-TXRT
- SYS-6039P-TXRT
- SYS-E100-9S-E/L
- SYS-E300-9D

Cost-Optimized/Short Depth/ 8 DIMMs/1GbE

- SYS-1029P-MT/MTR
- SYS-6019P-MT/MTR

3TB DDR4 2666MHz ECC R/LR DIMM memory in 24/24 DIMM slots

- SYS-1029TP-DTR/DC1R/DC0R
- SYS-2029BZ-HNR
- SYS-2029BT-HNTR
- SYS-2029BT-DNCOR
- SYS-6029BT-HNCOR
- SYS-2029BT-HTR/HNR/HNCOR/HNC1R
- SYS-2029TP-HTR/HC1R/HC0R
- SYS-6029TP-HTR/HC1R/HC0R



FatTwin™	8-Way/4-Way	SuperWorkstation
----------	-------------	------------------

12 DIMM slots; Up to 1.5TB ECC RDIMM

- SYS-F619P2-RT/RTN/RC0/RC1
- SYS-F629P3-RTB/RTBN/RC0B/RC1B

Extremely large in-memory computing and mission critical applications

- SYS-2049U-TR4
- SYS-7089P-TR4T

Server Grade Quality Workstations for High Performance Workloads

- SYS-5039A-I
- SYS-5039AD-I
- SYS-7039A-I
- SYS-7049A-T

Supermicro Supports Intel® Xeon® Scalable Processors



Supermicro has tested and validated the Intel® Xeon® scalable processors on all our X11 server, storage, blade, and serverboard platforms. The new processor features:

- 70W to 205W TDP
- Up to 28 cores per socket
- Up to 6 ch. DDR4 per CPU
- 2666 2DPC
- UPI: 2-3 channels per CPU (9.6, 10.4 GT/s)
- PCI-E: 48 lanes per CPU
- PCH: 14 SATA3, 20 PCI-E 3.0, 4x 10GbE ports

X11 3 UPI BigTwin™

NEW!

Intel® Xeon® Scalable Processors Supported



- **50% increased bandwidth** between CPU-to-CPU (10-30% improvement in performance depending on applications)
- **Full utilization** of Platinum (81xx) and Gold (61xx) CPU features (3UPI)
- **4x on-tray fans** with each node

• Redundant 2600W Titanium Level Power Supplies

• Dual Intel® Xeon® Scalable Processors
Up to 205W

• 24 DIMM Slots DDR4


• 2 PCI-E 3.0 x16 LP Slots

• SIOM Slot

• VGA Port

• Dedicated IPMI/KVM LAN Port

• 2 USB 3.0 Ports



Rear View

SYS-2029BZ-HNR

4 Hot-swappable Nodes in 2U
6 Hot-swappable NVMe Drives per Node



SYS-2029BZ-HNR Node with SIOM



BigTwin™

SYS-2029BT-HTR/HNR/HNCOR

4 DP Nodes in 2U
24/12x 2.5"/3.5" NVMe/SAS3/SATA3 drives



Front View - 4 DP Nodes in 2U (3.5" drives)



Front View - 2 DP Nodes in 2U (2.5" drives)



Front View - 4 DP Nodes in 2U (2.5" drives)

Supermicro X11 BigTwin™ Solutions



The Supermicro Twin SuperServer® systems are a family of high-density 2U hot-plug node servers available with a variety of memory capacities, HDD technologies, PCI-E alternatives, networking capabilities, and GPU support options. Support for the latest Intel® Xeon® processor Scalable family enables a host benefits to each generation of the Twin architecture with up to: 3TB of DDR4-2666MHz ECC memory in 24 DIMM slots, flexible networking options of up to 100G, and integrated Ultra Path Interconnect technology for lower latency and extra bandwidth.

The BigTwin™ is the 5th generation of the breakthrough Twin architecture which extends the compute and storage capabilities of Supermicro's 2U TwinPro and 1U Twin family SuperServer systems. Offering up to 24 All-Flash NVMe or Hybrid HDDs, 2 low-profile PCI-E x16 slots and 1 SIOM slot for maximum networking flexibility, the BigTwin is optimized for today's demanded IT requirements.

The Supermicro Twin Family represents a revolution in Green Computing designed to support customers' critical applications and also reduce Data Center TCO to help preserve the environment. Due to their shared components, the Twin Family improves cost-effectiveness and reliability over rackmount servers, while their modular architecture enables flexible configuration and easy maintenance.

High-Density NVMe Systems

NEW!

Intel® Xeon® Scalable Processors Supported



Extremely High-Density and High-Performance All-Flash Servers

1U 32 "Ruler" NVMe Drives

Key Features

- Total of 32 NVMe Ruler SSDs
- 2x x16 PCI-E slots
- 1600W Platinum Level high-efficiency power supply
- IPMI management with dedicated LAN



SYS-1029P-NR32R


1U 36 NGSFF (M.x) NVMe Drives

Key Features

- Up to 36 NGSFF SSDs (4-16TB capacity per drive)
- Up to 10 million IOPS in 1U
- Front-loading bays with optimized air-flow
- Hot-swap and Power Loss Protection

Quick Specs

- Dual Intel® Xeon® Scalable processors
- 24 DIMM slots DDR4-2666
- Dual onboard 10Gbase-T
- 3 PCI-E 3.0 slots
- Redundant Titanium Level (96%) power supplies
- 30" chassis depth



SYS-1029P-NMR36L



SSG-2029P-DN2RR32L
2U SBB with 32 Intel® "Ruler" SSDs



SSG-2029P-DN2R24L
2U SBB with 32 U.2 NVMe SSDs



SSG-2029P-DN2R48L
2U SBB with 48 U.2 NVMe Drives



SYS-1029P-N32R
1U System with 32 U.2 NVMe Drives



SSG-2029P-NR48L
2U System with 48 U.2 NVMe Drives

1U 32 NVMe JBOF

NEW!

Intel® Xeon® Scalable Processors Supported



New! Density-Optimized 1U JBOF

- 32 NVMe SSDs in 1U • U.2 or Intel Ruler Form-Factors
- Up to 12 Hosts or NVMeoF on JBOF • Redundant **Titanium Level** Power Supplies

• PCI-E FH X16 for NVMeoF

• 4 X16 PCI-E Ports

• 8 Hot-swap Fan Modules

• 32 Hot-Swap Drive Trays



SSG-136R-N32JBF

• Redundant 1000W Titanium Level Power Supplies

Petabyte Scale All-Flash NVMe Storage

High Density & High Capacity - 1U 32 hot-swap NVMe drives x 32TB = 1 PB

Serviceability - Hot-swap fan modules and power supplies & Hot-swap SSDs & Tool-Less Drive Trays

Accessibility - Remote system on/off and system management & Remote power cycling for each Individual SSD

Redundancy - Redundant Power Supplies and Fans

Performance - High throughput up to 64 GB/s data transfer rate



1U 32 Intel® "Ruler" SSDs

Host Interface Card - AOC-SLG3-4X4P

- Low profile standard Gen 3.0 PCI-E x16
- Performance 16GB/s
- Power consumption: 24W
- Dimensions (L x H): 6.1" x 2.71"



External PCI-E X8 Cable

- 8 mini-SAS HD x8 cable per JBOF
- Meets PCI-E External Cable Spec 0.7
- Multiple lengths: 1m, 2m, and 3m



Petabyte Scale 1U JBOF

With a total of 32 hot-swap NVMe drives in a 1U system, Supermicro's new NVMe solution will provide all-NVMe capacity at petabyte scale in 1U of rack space as the company will support 32TB NVMe drives in the near future. NVMe technology was developed to unleash the best possible latency and provide faster CPU to data storage performance for advanced computing.

The new 1U all-NVMe Storage JBOF system supports disaggregate storage into shared pools that are rapidly becoming the preferred hardware infrastructure for demanding Big Data analytics applications such as autonomous driving and real-time financial fraud detection. Up to 12 hosts can be directly connected to the 1U pooled NVMe storage.

Alternatively, for customers who want to deploy an NVMe over Fabric (NVMeoF) solution, hundreds of hosts can be connected to the pooled high-performance NVMe storage over Ethernet. In addition, Supermicro is developing a 1U 32 drive all-NVMe Storage Server with dual Intel® Xeon® Scalable processors and 24 DIMMs. Supermicro 1U all-NVMe Storage Servers and JBOF solutions help maximize high-performance storage resource utilization and reduce the datacenter footprint resulting in lower TCO.

X11 Ultra

NEW!

Intel® Xeon® Scalable Processors Supported



- **All-Flash Support** Up to 24 NVMe hot-swap 2.5" Drives in 2U
- **A Full Range of Processors** Up to 205 watt TDP CPUs
- **Full Memory Support** 3TB in 24 DIMMs
- **High Flexibility** Variety of networking options

1U Ultra

SYS-1029U: 2.5" Drive Bays

- TR4: 4x GbE
- TR4T: 4x 10Gbase-T
- TRT: 2x 10Gbase-T
- TRTP: 2x 10GSFP+
- TRTP2: 2x GbE, 2 10GSFP+
- TR25M: 2x Mellanox 25GbE
- TN10RT: 2x 10Gbase-T, 10 NVMe



SYS-1029U-TN10RT

10 NVMe | 24 DDR4 DIMMs | 2x 10GBase-T
Titanium Level, 96% Efficiency Power Supplies



SYS-6019U: 3.5" Drive Bays

- TR4: 4x GbE
- TR4T: 4x 10Gbase-T
- TRT: 2x 10Gbase-T
- TRTP: 2x 10GSFP+
- TRTP2: 2x GbE, 2 10GSFP+
- TR25M: 2x Mellanox 25GbE
- TN4RT: 2x 10Gbase-T, 4 NVMe



SYS-6019U-TN4RT

4 NVMe | 24 DDR4 DIMMs | 4x 10GBase-T
Titanium Level, 96% Efficiency Power Supplies



2U Ultra

SYS-2029U: 2.5" Drive Bays

- TR4: 4x GbE
- TR4T: 4x 10Gbase-T
- TRT: 2x 10Gbase-T
- TRTP: 2x 10GSFP+
- TR25M: 2x Mellanox 25GbE
- TN24R4T: 4x 10Gbase-T, 24 NVMe



SYS-2029U-TN24R4T

24 NVMe | 24 DDR4 DIMMs | 4x 10GBase-T
Titanium Level, 96% Efficiency Power Supplies



SYS-6029U: 3.5" Drive Bays

- TR4: 4x GbE
- TR4T: 4x 10Gbase-T
- TRT: 2x 10Gbase-T
- TRTP: 2x 10GSFP+
- TR25M: 2x Mellanox 25GbE



SYS-6029U-TR25M

24 DDR4 DIMMs | 2x 25G
Titanium Level, 96% Efficiency Power Supplies



Highest Performance Ultra SuperServers



Supermicro Ultra SuperServers are designed to deliver the highest performance, flexibility, scalability and serviceability to demanding IT environments, and to power mission-critical Enterprise workloads.

With support for the latest Intel® Xeon® processor Scalable family CPUs which boast incredible benefits over previous generations. Brand new advancements in Intel Xeon architecture include Intel UltraPath Interconnect (UPI) and Cross Bar technologies which provide direct communication between two CPUs in a dual socket server to catapult performance and dramatically reduce latency.

Available in 1U and 2U form factors, Ultra SuperServers support up to: 3TB DDR4 2666MHz in 24 DIMMs; SATA3 with optional SAS3 and NVMe support for increased storage bandwidth; a variety of Ultra Riser options including built-in 1G, 10Gbase-T, 10G SFP+, 40G and 25G Ethernet options; support for add-on SAS3 HW/SW RAID controllers and additional PCI-E 3.0 slots. The range is the perfect fit for diverse workloads and applications and can be easily reconfigured for multiple Enterprise and Data Center applications in Virtualization, Big Data, Analytics and Cloud Computing.

X11 SuperBlade®

NEW!

Intel® Xeon® Scalable Processors Supported



- UP, DP and MP platforms supporting new generation Intel® Xeon® Scalable processors
- **100G** EDR InfiniBand, **100G** Intel® Omni-Path Architecture or 1G, 10G, **25G** Ethernet
- Hot-swap U.2 NVMe SSD and HW SAS3 RAID support
- Redundant 2200W **Titanium Level** (96%+ efficiency) digital power supplies
- 1200W Battery Backup Power (**BBP**®) modules

BBP
Module®



6U SuperBlade - Up to 10/14x 1S/2S Nodes

Single or Dual Intel® Xeon® Scalable processors supported

Dual 10G, NVMe/SAS3/SATA3

Dual 10G, NVMe/SAS3/SATA3



SBI-6419P-C3N/T3N
SBI-6119P-C3N/T3N



SBI-6429P-C3N/T3N
SBI-6129P-C3N/T3N



8U SuperBlade - Up to 20x 2S/10x 4S Nodes

Dual or Quad Intel® Xeon® Scalable processors supported

100G* networking,
NVMe/SAS3/SATA3

100G* networking,
8 NVMe/SAS3/SATA3



SBI-4129P-C2N/T3N



SBI-8149P-C4N/T8N

*100G: EDR InfiniBand or Intel® Omni-Path Architecture

4U SuperBlade - Up to 14x 2S Nodes

Dual Intel® Xeon® Scalable processors supported

10G, NVMe/SATA3

SBI-4429P-T2N



NVMe (U.2/M.2/M.x)

NEW! Intel® Xeon® Scalable Processors Supported



- RAID support • Boot enabled • Hot-swappable
- Highest Performance • Up to 12x the bandwidth of SAS/SATA 3.0 (12/6Gbps) SSDs
- Over 7x Lower Latency than SAS 3.0 (12Gbps) SSDs • Widest Variety of Serverboards and Optimized Chassis Available

All Flash Server Solutions



BigTwin™
4 Node in 2U, 24 NVMe
SYS-2029BT-HN(CO)R



SuperBlade®
SBI-4429P-T2N
SBI-4129P-C2N/T3N
SBI-4419P-C2N/T2N
SBI-4119P-C2N/T2N
SBI-4428R-T2N
SBI-6419P-C3N/T3N
SBI-6429P-C3N/T3N
SBI-8149P-C4N/T8N



1U Ultra
1U 4 NVMe 3.5"
SYS-6019U-TN4RT
SYS-6019U-TN4R4T



1U Ultra
1U 10 NVMe 2.5"
SYS-1029U-TN10RT



1U Ultra
1U 20 NVMe 1.8"
SYS-1029UZ-TN20R25M



2U Ultra
2U 24 NVMe
SYS-2029U-TN24R4T



2U Ultra
2U 20 NVMe 2.5",
4 SAS3/SATA3 2.5"
SYS-2029UZ-TN20R25M



FatTwin™
SYS-F619P2-RTN
SYS-F629P3-RTBN

Native NVMe Serverboards

Ultra
X11DPU-Z+



4 Ports NVMe
24 DIMMs
Networking options
Provide via Ultra Riser

Ultra
X11DPU



4 Ports NVMe
24 DIMMs
Networking options
Provide via Ultra Riser

Datacenter Optimized
X11DDW-NT



4 Ports NVMe
2x 10GBase-T, 12 DIMMs,
1 PCI-E 3.0 x32 LHR,
1 PCI-E 3.0 x16 RHR
1 AOM, 1 M.2

Mainstream
X11DPi-N (T)



2 ports NVMe
2x 10GBase-T, 16 DIMMs,
4 PCI-E 3.0 x16,
2 PCI-E 3.0 x8, 1 M.2

Workstation
X11DAi-N



2 Ports NVMe
16 DIMMs, 2x GbE,
4 PCI-E 3.0 x16, 2 PCI-E 3.0 x8
1 M.2, 7.1 HD Audio

Large Bandwidth and Latency Improvements with True Hot-Swap Capability



The primary benefits of Supermicro SuperServer® solutions with NVMe support include improved performance (throughput and latency), hot-swap capability, ability to support many true hot-swap NVMe drives per server, cost-effectiveness compared to add-on card based solutions, and availability of many cost-optimized models from which to choose.


Supermicro is the first to market with true hot-swap support for NVMe SSD drives. This feature allows easy addition of storage capacity through the addition of SSDs, the replacement of existing SSDs with higher capacity units, or replacement of failed drives, while the server system is in operation. Additionally, the hot-swap feature protects against surprise removals, random device failures, or operator errors. Software hardening from Supermicro on its NVMe server product line provides an excellent protection against these all too-common data center issues.

X11 WIO

NEW! Intel® Xeon® Scalable Processors Supported



- **A Full Range of Processors** Up to the highest performing 205 watt TDP CPUs
- **Fully Optimized** Resource and space optimized to reduce data center footprints
- **Feature-Rich WIO** serverboards are designed to enable full use of all PCI-E lanes for flexibility
- **Power Efficient** Platinum/Titanium Level (96%) Power Supplies



X11 WIO SuperServers



Densest I/O for Diverse Applications

Supermicro WIO SuperServer® systems offer a wide range of I/O options to deliver truly optimized systems for specific requirements. Users can optimize the storage and networking alternatives to accelerate performance, increase efficiency and find the perfect fit for their applications. In addition to enabling customizable configurations and optimization for multiple application requirements, Supermicro WIO SuperServers also provide attractive cost advantages and investment protection.

The Supermicro WIO SuperServer® product family supports up to: 1.5TB ECC DDR4-2666MHz memory in 12 DIMM slots, 3/6 Add-on Cards in 1U/2U, 14 SATA 3.0 (6Gbps) drive bays, hot-swap 2.5" or 3.5" drive bays, SATA3 and NVMe hybrid ports, optional NVMe drives, LAN options up to 2x 10GBase-T or 2x 1GbE ports, redundant Platinum(95%)/Titanium (96%) Level power supplies, integrated IPMI 2.0 with KVM over dedicated LAN, and dual or single Intel® Xeon® Scalable Processors up to 28 cores and 205W TDP. Supermicro WIO SuperServers are optimized for General Purpose, ERP/MRP, and Network and Security Appliance Applications.


X11 Short-Depth Servers

NEW!

Intel® Xeon® Scalable Processors Supported



- **A Full Range of Processors** Up to 140 watt TDP CPUs
- **Power Efficient Platinum Level Power Supplies**
- **Multiple SKUs Available**



SYS-1029P-MTR

X11 Short-Depth SuperServers



Space Efficient Short-Depth Servers

The new generation X11 Supermicro Short Depth Data Center Optimized SuperServer® product family is designed for server deployments where space and power are at a premium. The improved thermal architecture utilizes power efficient components and highest-efficiency power supplies to allow higher operating temperatures enable the short-depth product line to perfectly align with complex requirements and complement energy efficiency data center design in order to achieve lower Total Cost of Ownership (TCO).

Expert Supermicro server design, high quality components and support for the latest Intel® Xeon® Scalable Processors ensure the highest performing and most energy optimized SuperServers for your data center deployments. Each server supports up to: 1TB ECC DDR4-2666MHz memory in 8 DIMM slots, 1 standard AOC, 8 SATA 3.0 (6Gbps) drive bays with Intel® C612 chipset controller and up to 2x 1GbE.

X11 Mainstream

NEW!

Intel® Xeon® Scalable Processors Supported



Wide Variety of Servers for Entry Level or Volume Selections Supporting Mainstream Server Applications

- Variety of SKUs available
- Mainstream Application Optimized
- Redundant 1280W (96%) Power Supplies
- Highest Density and Flexibility

• Redundant 1280W Platinum Level Power Supplies

• Dual Intel® Xeon® Scalable Family Up to 205W

• 16 DIMM Slots DDR4

• 4 PCI-E 3.0 x16 Slots and 2 PCI-E 3.0 x8 Slots

• 8x 3.5" Hot-swap SATA3 Drive Bays



SYS-7049P-TR(T)

Mainstream SuperServers



SYS-2029P-C1R(T)



SYS-6029P-TR(T)



SYS-5019P-MT



SYS-5019P-MTR

Widest Server Selections for SMB and Enterprise IT

The Mainstream Application Optimized SuperServer® product family from Supermicro is a series of servers designed for entry level or volume selections. Enterprise IT Managers can choose the exact model for their applications, with a precise set of integrated features needed for their applications.

The new generation of X11 Mainstream SuperServers supports up to: 2TB LRDIMM or RDIMM DDR4-2666MHz memory in 16 DIMM slots, 6 PCI-E 3.0 slots, 10 SATA 3.0 (6Gbps) ports with Intel® C620 controller, LAN supports 2x 10GBase-T or 2x 1GbE ports, redundant Platinum Level (94%+) or Titanium Level (96%) power supplies, integrated IPMI 2.0 with KVM over dedicated LAN, and dual or single Socket P (LGA 3647) Intel® Xeon® Processor Scalable Family; UPI up to 10.4GT/s, Support CPU TDP 45-205W with IVR. This range enables customers to save significant amounts on CAPEX/OPEX thanks to Supermicro energy-efficient server design.


SIOM (Super I/O Module)

Most Flexible, Cost-optimized Server I/O

NEW! Intel® Xeon® Scalable Processors Supported



SIOM Networking Adapters



Model	AOC-MH25G-b2S2G	AOC-M25G-i2S	AOC-M25G-m4S	AOC-MHIBE-m1CG
Description	Dual-port 25GbE & Dual-port GbE	Dual-port 25GbE	Quad-port 25GbE	Single-port InfiniBand EDR or 100GbE & Single-port GbE
Port	2 SFP28 & 2 RJ45 ports	2 SFP28 ports	4 SFP28 ports	1 QSFP28 & 1 RJ45 port
Speed	25Gb/port 1Gb/port	25Gb/port	25Gb/port	100Gb/port 1Gb/port
Controller	Broadcom® BCM57414 Intel® i350	Intel® XXV710	Mellanox® ConnectX-4 Lx EN	Mellanox® ConnectX-4 VPI Intel® i210
Dimension (LxW) (without end brackets)	3.428" x 3.622" (8.71 x 9.2cm)	3.428" x 3.622" (8.71 x 9.2cm)	3.428" x 3.622" (8.71 x 9.2cm)	3.428" x 3.622" (8.71 x 9.2cm)
Compatible Motherboards	Supermicro® Motherboards with SIOM slot	Supermicro® Motherboards with SIOM slot	Supermicro® Motherboards with SIOM slot	Supermicro® X11 Motherboards with SIOM slot
Compatible Servers	Supermicro® Servers with SIOM slot	Supermicro® Servers with SIOM slot	Supermicro® Servers with SIOM slot	Supermicro® X11 Servers with SIOM slot

SIOM Networking Adapters




Model	AOC-MGP-i2	AOC-MGP-i4	AOC-MTGN-i2S	AOC-MTG-i4S	AOC-MTG-i2T
Description	Dual-port GbE	Quad-port GbE	Dual-port 10GbE	Quad-port 10GbE	Dual-port 10GbE
Port	2 RJ45 ports	4 RJ45 ports	2 SFP+ ports	4 SFP+ ports	2 RJ45 ports
Speed	1Gb/port	1Gb/port	10Gb/port	10Gb/port	10Gb/port
Controller	Intel® i350	Intel® i350	Intel® 82599ES	Intel® XL710	Intel® X550
Dimension (LxW) (without end brackets)	3.622" x 3.428" (9.2 x 8.708cm)	3.622" x 3.428" (9.2 x 8.708cm)	3.622" x 3.428" (9.2 x 8.708cm)	3.622" x 3.428" (9.2 x 8.708cm)	3.622" x 3.428" (9.2 x 8.708cm)
Compatible Motherboards	Supermicro® Motherboards with SIOM slot	Supermicro® Motherboards with SIOM slot	Supermicro® Motherboards with SIOM slot	Supermicro® Motherboards with SIOM slot	Supermicro® Motherboards with SIOM slot
Compatible Servers	Supermicro® Servers with SIOM slot	Supermicro® Servers with SIOM slot	Supermicro® Servers with SIOM slot	Supermicro® Servers with SIOM slot	Supermicro® Servers with SIOM slot

SIOM Networking Adapters



Model	AOC-MTG-i4T	AOC-MH25G-m2S2T	AOC-MHIBF-m2Q2G	AOC-MHIBF-m1Q2G	AOC-MHFI-i1C
Description	Quad-port 10GbE	Dual-port 25GbE & Dual-port 10GbE	Dual-port IB FDR & Dual-port GbE	Single-port IB FDR & Dual-port GbE	Single-port Host Fabric Interface
Port	4 RJ45 ports	2 SFP28 & 2 RJ45 ports	2 QSFP & 2 RJ45 ports	1 QSFP & 2 RJ45 ports	1 QSFP28 port
Speed	10Gb/port	25Gb/port, 10Gb/port	56Gb/port, 1Gb/port	56Gb/port, 1Gb/port	100Gb/port
Controller	Intel® X550	Mellanox® ConnectX-4 Lx EN Intel® X550	Mellanox® ConnectX-3 Pro Intel® i350	Mellanox® ConnectX-3 Pro Intel® i350	Intel® Omni Path HFI ASIC
Dimension (LxW) (without end brackets)	3.622" x 3.428" (9.2 x 8.708cm)	3.622" x 3.428" (9.2 x 8.708cm)	3.622" x 3.428" (9.2 x 8.708cm)	3.622" x 3.428" (9.2 x 8.708cm)	3.622" x 3.428" (9.2 x 8.708cm)
Compatible Motherboards	Supermicro® Motherboards with SIOM slot	Supermicro® Motherboards with SIOM slot	Supermicro® Motherboards with SIOM slot	Supermicro® Motherboards with SIOM slot	Supermicro® Motherboards with SIOM slot
Compatible Servers	Supermicro® Servers with SIOM slot	Supermicro® Servers with SIOM slot	Supermicro® Servers with SIOM slot	Supermicro® Servers with SIOM slot	Supermicro® Servers with SIOM slot

Supported Server and Storage Systems



Supermicro® Global SKUs

Supermicro® provides full integration, fulfillment and support services for customers in the Americas, Asia-Pacific (APAC), Europe, Middle East and Africa (EMEA) regions. Logistics and support for each region is processed through advanced operations centers in San Jose, CA (HQ), Taiwan (TW) and the Netherlands (NL). Products listed below are available in all of our branches across the globe.



Supermicro's global operations centers offer customers TTM advantages with streamlined processing, accelerated delivery as well as cost savings with reduced shipping charges and dedicated support within local time zones. Consult with your local Supermicro Sales Representative to optimize fulfillment and support of your Supermicro products through our worldwide logistics and service centers.

SYS-1028U-TR(4/4T/T)+	SYS-2028TR-H72R/H72FR	SYS-5019S-L	SYS-2027TR-HTRF
SYS-6018U-TR(4/4T/T/TP)+	SYS-6018R-MT(R)	SYS-5019S-M	SYS-2027GR-TRF
SYS-2028U-TR(4/4T/T/TP)+	SYS-6018R-TDW	SYS-5019S-MR	SYS-6027R-TRF
SYS-6028U-TR(4/4T/T/TP)+	SYS-6018R-WTR(T)	SYS-5019S-WR	SYS-7037A-I
SYS-5018D-MTF	SYS-6028R-TR	SYS-5015A-EHF-D525	SYS-7047GR-TRF
SYS-1028GR-TR	SYS-6028R-WTR(T)	SYS-5017C-MTF	SYS-7048GR-TR
SYS-1028R-TDW	SYS-6028TP-HC1R/HC1TR/HC1FR	SYS-1027GR-TRF	
SYS-1028R-WTR(T)	SYS-6028TP-HTR/HTTR/HTFR	SYS-1027R-WRF	FatTwin™
SYS-2028GR-TR	SYS-6028TR-D72R/DTR	SYS-6017R-NTF	SYS-F617R3-FT
SYS-2028TP-DNCR	SYS-6028TR-HTR/HTFR	SYS-6017R-TDF	SYS-F618R3-FT
SYS-2028TP-DNCTR	SYS-7038A-I	SYS-6017R-WRF	SYS-F628R3-R72B+
SYS-2028TP-DNCFR	SYS-7048A-T	SSG-6027R-E1R12N	SYS-F628R3-RTB+
SYS-2028TP-DTR/DITR/DIFR	SYS-5018R-M	SSG-6047R-E1R36N	
SYS-2028TP-HC1R/HC1TR/HC1FR	SYS-5018R-MR	SYS-6027TR-HTRF	
SYS-2028TP-HTR/HTTR/HTFR	SYS-5018R-WR	SYS-2027TR-H71RF	

Global SKUs are identified by the Global SKU logo (see above) in this document, and Global SKU part numbers are highlighted in green text throughout.

Featured Products and Solutions

X11 Solutions	2
X11 3 UPI BigTwin™	3
High-Density NVMe Systems	4
1U 32 NVMe JBOD	5
X11 Ultra	6
X11 SuperBlade®	7
NVMe (U.2/M.2/M.3)	8
X11 WIO	9
X11 Short-Depth Servers	10
X11 Mainstream	11
SIOM	12
Global SKUs	13

Servers

X11 Generation Systems - Intel® Xeon® Scalable Processors Supported

Ultra	
1029UX-LL3/LL1/LL2-S16, 1029UX-TN10RT, 1029U-TR4/TR4T/TRT/TRTP/TRTP2/TR25M, 1029U-E1CR4/E1CR4T/E1CRT/E1CRTP/E1CRTP2/E1CR25M	18-19
6019U-TN4RT/TN4R4T, 6019U-TR4/TR4T/TRT/TRTP/TRTP2/TR25M, 1029UZ-TN20R25M	20-21
2029UZ-TR4+, 6029UZ-TR4+, 2029U-TN24R4T, 2029UZ-TN20R25M	27-28
2029U-TR4/TR4T/TRT/TRTP/TR25M, 2029U-E1CR4/E1CR4T/E1CRT/E1CRTP/E1CR25M	29
6029U-TR4/TR4T/TRT/TRTP/TR25M, 6029U-E1CR4/E1CR4T/E1CRT/E1CRTP/E1CR25M	30
Data Center-Optimized	
1029P-MT/MTR, 6019P-MT/MTR	21-22
WIO	
6019P-WT/WTR/WT8, 1029P-WT/WTR/WTRT	22-23
6029P-WTR, 6029P-WTRT	31
5029P-WTR	34
Mainstream	
5019P-MT, 5019P-MTR	25
2029P-C1R/C1RT, 6029P-TR/TRT	32
7049P-TR/TRT	34
5019P-M/MR	47
Multi I/O	
1019P-WTR, 5019P-WT/WTR	26
2029P-TXRT, 5029P-WTR	33
6039P-TXRT	34
SuperStorage Systems	
1029P-N32R/NR32R, 6019P-ACR12L	24



X10 Generation Systems - Intel® Xeon® Processor E5-2600 v4/v3 product families support

Ultra

1028U-TN10RT+, 1028U-E1CR4+ 35

1028U-E1CRTP+, 1028U-TNR4+/TNRT+/TNRTP+ 36

1028U-TRT+/TR4+, 1028U-TR4T+ 37

6018U-TR4+/TRT+, 6018U-TR4T+/TRTP+ 38

2028U-TN24RT+, 2028U-E1CNRT+/E1CNR4T+ 39

6028U-E1CNRT+, 6028U-E1CNR4T+, 2028U-TNRT+, 2028U-TNR4T+, 6028U-TNRT+, 6028U-TNR4T+ 40

2028U-TR4/TRT/TR4T/TRTP, 6028U-TR4/TRT/TR4T/TRTP 41

6028UX-TR4 56

Data Center-Optimized

6018R-MD/MDR, 6018R-TD, 6018R-TDTP/TDTPR 42

6018R-TD8, 6018R-TDW, 1028R-TDW 43

5018R-M, 5018R-MR 52

WIO

1028R-WTNR/WTNRT, 1028R-WMR/WMRT, 1028R-WC1R/WC1RT, 1028R-WTR/WTRT, 6018R-WTR/WTRT 44-45

1019S-WR 47

5018R-WR, 1018R-WCOR 51

6028R-WTR/WTRT 55

5028R-WR 58

Short-Depth

1028R-MCT, 1028R-MCTR, 6018R-MT/MTR 46

6028R-TDWNR 55

Mainstream

1019S-MCOT 50

2028R-C1R4+/C1RT4+, 2028R-C1R/C1RT 56

6028R-T/TT, 6028R-TR/TRT 57

7048R-C1RT, 7048R-C1R4+, 7048R-C1RT4+ 60

7048R-TR, 7048R-TRT, 7048R-C1R 61

Multi I/O

2028R-TXR 57

6038R-TXR, 6048R-TXR 59

X9 1U SuperServer®

Mainstream, Single 8-core Intel® Xeon® Processor E3-1200 v3 processor series, Intel® C224 chipset

5018D-MTLN4F, 5018D-MTRF/MTF, 5018D-MF 53

1018D-73MTF 54

Embedded, Single Intel® Atom® processor series

5018A-TN4, 5018A-FTN4, 5018A-MLTN4, 5018A-MLHN4 54

5018A-MHN4

Storage (SSG)

X11 Generation Systems - Intel® Xeon® Scalable Processors Supported

1029P-NMR36L, 136R-N32JBF, 136R-NR32JBF 63

2029P-NR48L, 2029P-E1CR48H/E1CR48L 64

6029P-E1CR24H/E1CR24L, 2029P-ACR24H/ACR24L 65

2029P-E1CR24H/E1CR24L, 6029P-E1CR12T 66

6029P-E1CR12H/E1CR12L, 6029P-E1CR16T 67

2029P-DN2RR32L, 2029P-DN2R24L 68

2029P-DN2R48L, 6039P-E1CR16H/E1CR16L 69

6049P-E1CR24H/E1CR24L, 6049P-E1CR36H/E1CR36L 70

6049P-E1CR60H/E1CR60L, 6049P-E1CR45H/E1CR45L 71

5049P-E1CR45H/E1CR45L, 5049P-E1CTR36L 72

Cold Storage SuperServer, Intel® Atom® processor C2750

5018A-A(R/S)12L 73

X10 Generation Systems- Intel® Xeon® Processor D product family support

5018D2-AR12L, 5018D4-AR12L, 5018D8-AR12L 73-74

X10 Generation Systems - Intel® Xeon® Processor E5-2600 v4/v3 product families support

2028R-DE2CR24L, 2028R-DN2R48L, 2028R-DN2R24L 75

2028R-NR48N, 2028R-E1CR48N/E1CR48L 76

6028R-E1CR24N, 6028R-E1CR24L 77

6028R-E1CR12T, 6028R-E1CR12N 78

6028R-E1CR12H/E1CR12L, 2028R-ACR24H 79

2028R-ACR24L, 6028R-E1CR16T 80

2028R-E1CR24N, 2028R-E1CR24H, 2028R-E1CR24L 81

5028R-E1CR12L, 6038R-E1CR16N, 6038R-E1CR16H/E1CR16L 82

6038R-DE2CR16L, 6048R-E1CR72L 83

6048R-E1CR45H/L, 6048R-E1CR60N/E1CR60L 84

6048R-E1CR90L, 6048R-E1CR24N 85

Storage (SSG) continued...

6048R-E1CR24H/E1CR24L, 6048R-E1CR36N	86
6048R-E1CR36L, 6048R-E1CR36H	87
5048R-E1CR36L, 6048R-DE2CR24L	88
SBB JBOD	
927R-E2CJB, 927R-E2CJB, 947R-E2CJB	89
JBOD Storage Solutions	
46ED-R2KJBOD, 847DE1C-R2K04JBOD, 847DE2C-R2K04JBOD, 946SE1C-R1K66JBOD, 946SE2C-R1K66JBOD, 847E1C-R1K28JBOD, 847E2C-R1K28JBOD, 846E1C-R1K03JBOD, 846E2C-R1K03JBOD, 417E1C-R1K23JBOD, 417E2C-R1K23JBOD, 826SE1C-R1K02JBOD, 826BE1C-R741JBOD, 826BE2C-R741JBOD, 216BE1C-R741JBOD, 216BE2C-R741JBOD	90-92

GPU Systems

X11 Generation: Systems - Intel® Xeon® Scalable Processors Supported

1029GQ-TVRT, 1029GQ-TRT/TXRT/TNRT	94
1029GP-TR, 1019GP-TT, 5019GP-TT	95
2029GP-TR, 4029GP-TVRT	96
4029GP-TRT/TRT2, 7049GP-TRT	97

X10 Generation: Systems - Intel® Xeon® Processor E5-2600 v4/v3 product families support

1028GQ-TVRT, 1028GQ-TXR/TXRT, 1028GQ-TR/RT	98
1028GR-TR/RT, 2028GR-TR/RT, 2028GR-TRH/TRHT, 5028TK-HTR	99
5038K-I, 4028GR-TRT2/TR2	100
4028GR-TXRT/TXR, 4028GR-TR/RT, 7048GR-TR	101

BigTwin™ / TwinPro™ / Twin Systems

BigTwin Skylake-SP - Intel® Xeon® Scalable Processors Supported

2029BZ-HNR, 2029BT-HNTR	103
2029BT-HNC1R, 2029BT-DNCOR/DNR	104
6029BT-HNCOR, 2029BT-HTR	105
2029BT-HNR, 2029BT-HNCOR	106

X11 Generation TwinPro™ Systems - Intel® Xeon® Processor E5-2600 v4/v3 product families support

1029TP-DCOR, 1029TP-DC1R, 1029TP-DTR, 2028BT-DNR+, 2028BT-DNCOR+, 6028BT-DNCOR+	107-108
---	---------

X10 Generation TwinPro™ Systems - Intel® Xeon® Processor E5-2600 v4/v3 product families support

BigTwin X10 Generation TwinPro™ Systems - Intel® Xeon® Processor E5-2600 v4 product families support

2028BT-HTR+, 2028BT-HNR+, 2028BT-HNC1R+/HNCOR+, 6028BT-HNCOR+	109
2028BT-DNR+, 2028BT-DNCOR+, 6028BT-DNCOR+	110

1U TwinPro X10 Generation TwinPro™ Systems - Intel® Xeon® Processor E5-2600 v4/v3 product families support

1028TP-DCOR/DC1R, 1028TP-DCOTR/DC1TR, 1028TP-DCOFR/DC1FR, 1028TP-DTR, 1028TP-DTTR, 1028TP-DTFR	111-112
--	---------

2U TwinPro^{2m} with SIOM support

2028TP-HTR-SIOM, 2028TP-HC1R-SIOM, 2028TP-HCOR-SIOM, 6028TP-HTR-SIOM, 6028TP-HC1R-SIOM, 6028TP-HCOR-SIOM	113-114
--	---------

2U TwinPro^{2m} - 4 hot-swap nodes in 2U w/ 2.5" or 3.5" HDDs, New!

2028TP-HC1R/HC1TR/HC1FR, 2028TP-HCOR/HCOTR/HCOFR, 2028TP-HTR/HTTR/HTFR,	115
6028TP-HC1R/HC1TR/HC1FR, 6028TP-HCOR/HCOTR/HCOFR, 6028TP-HTR/HTTR/HTFR	116

2U TwinPro™ - 2 hot-swap nodes in 2U w/ up to 4 NVMe per Node

2028TP-DNCR/DNCTR/DNCFR, 6028TP-DNCR/DNCTR/DNCFR	117
--	-----

2U TwinPro™ - 2 hot-swap nodes in 2U w/ 2.5" HDDs

2028TP-DECR/DECFR/DECTR, 2028TP-DC1R/DC1TR/DC1FR, 2028TP-DCOR/DCOTR/DCOFR, 2028TP-DTR/DTTR/DTFR	118
---	-----

2U Twin² - Cost-Optimized, 4 hot-swap nodes in 2U

6028TR-DTR, 6028TR-D72R, 6028TR-HTR/HTFR, 2028TR-H72R/H72FR/HTR/HTFR	119-120
--	---------

1U Twin 6018TR-T/TF, 1028TR-T/TF

6018TR-T/TF, 1028TR-T/TF	121
--------------------------------	-----

FatTwin™ Systems

New! X11 Generation FatTwin™ Systems - Intel® Xeon® Scalable Processors Supported

F619P2-RT/RTN/RCO/RC1, F629P3-RTB/RTBN/RCOB/RC1B	123
--	-----

X10 Generation FatTwin™ Systems - Intel® Xeon® Processor E5-2600 v4/v3 product families support

8-Node Front I/O: F618R2-FT/FCO, F618R3-FTL, F618R3-FT	124
4-Node Front I/O: F628R3-FT/FCO, F628R2-FCO	125
4-Node 16 DIMMs, Front I/O: F628R2-FT+/FCO+/FTPT+/FCOPT+, F628R3-FCO+/FCOPT+, F628R3-FT+/FTPT+	126
8-Node Front I/O: F618R2-FT+/FTPT+, F618R3-FT+/FTPT+	127
Hadoop & 2-Node GPU: F648G2-FT+/FCO+/FTPT+/FCOPT+, F618H6-FT+/FTPT+	128
8-Node Rear I/O: F618R2-RTN+/RTPTN+, F618R2-RT+/RTPT+, F618R2-RCO+/RCOPT+, F618R2-RC1+/RC1PT+, F618R2-R72+/R72PT+	129-130
4-Node Rear I/O: F628R3-RTB+/RTBPT+/RTBPTN+/RTBN+, F628R3-RCOB+/RC1B+/RCOBT+/RC1BPT+, F628R3-R72B+/R72BPT+	131
4-Node GPU/Coprocessor: F628G2-FT+/FCO+/FTPT+/FCOPT+, F628G3-FT+/FCO+/FTPT+/FCOPT+	132

8/4-Way MP Systems

New! X11 Generation - Intel® Xeon® Scalable Processors Supported

7089P-TR4T (8-Way), 2049U-TR4	134
-------------------------------------	-----

X10 Generation

7088B-TR4FT (8-Way), 2028U-TR4, 8048B-TR4F, 8028B-COR4FT, 8048B-TR4F, 8048B-COR4FT, 8028B-TR3F/COR3FT, 8048B-TR3F/COR3FT, 8048B-TR4FT, 4048B-TR4FT, 8048B-TRFT, 4048B-TRFT	135-140
--	---------

MicroCloud

New! X11 Generation MicroCloud - Intel® Xeon® Processor E3-1200 v6/v5 product family support	
5039MS-H12TRF, 5039MS-H8TRF, 5039MD8-H8TNR, 5039MD18-H8TNR	142-143
X10 Generation MicroCloud	
5038MD-H8TRF, 5038MD-H24TRF, 5038MA-H24TRF, 5028ML-H24TRF, 5038ML-H12TRF/H12TRFG, 5038ML-H12TRF/H12TRFG, 5038MR-H8TRF	144-146

SuperWorkstation

New! X11 Generation Workstation - Intel® Xeon® Scalable Processors Supported	
7039A-i, 7049A-T	148
X11 Generation Workstation - 6th Generation Intel® Core™ i7 Processor, Intel® Core™ i5 Processor, Intel® Core™ i3 Processor product families support	
5039A-iL/i, 5039AD-i	149-150
X10 Generation Workstations - Intel® Xeon® Processor E5-2600 v4/v3 product families support	
7038A-i, 7048A-T, 7048GR-TR, 5038A-i, 5038A-iL, 5038AD-T	150-152

IoT/Embedded

X11 Generation Systems- Intel® Skylake Xeon® D Processor product families support	
5019D-FN8TP	154
E300-9D	158
X11 Generation Systems- Intel® Xeon® E3-1500 Processor product families support	
5019S-TN4	154
1019S-MP	156
X11 Generation Systems- Intel® Core™ i7 Processor, Intel® Core™ i5 Processor, Intel® Core™ i3 Processor product families support	
5019S-M2, 1019S-M2	156
E100-9S-L, E100-9S-E	159
5029S-TN2	161
X11 Generation Systems- Intel® Atom® Processor, Pentium® Processor, Celeron® Processor product families support	
E300-9A, E200-9A	157
E50-9AP, E100-9AP, E100-9AP-IA, E100-9APP	159-160
5019A-12TN4, 5019A-FTN4, 5019S-M2, 1019S-M2	155-156
5029A-2TN4, 5029A-TN2	161
X11 Generation Systems- Intel® Xeon® Processor D product family support	
E200-8D, E300-8D	158
X10 Generation Systems- Intel® Quark® System on Chip	
E100-8Q	157
X10 Generation Systems- Intel® Atom® Processor, Pentium® Processor, Celeron® Processor product families support	
5018A-TN7B, E200-9AP, E200-9B, E200-8B	162
5018A-TN4, 5018A-FTN4, 5018A-MHN4	165-166
5028A-TN4	167
X10 Generation Systems- Intel® Core™ i7 Processor, Intel® Core™ i5 Processor, Intel® Core™ i3 Processor product families support	
5028L-TN2	167
X10 Generation Systems- Intel® Xeon® Processor D-1500, Intel® Pentium® Processor D-1500, product family support	
5018D-MHR7N4P, 5018D-LN4T, 5018D-FN8T, 1018D-FRN8T, 5018D-FN4T	163-165
5028D-TN4T	167
X10 Generation Systems- Intel® Core™ i7 Processor, Intel® Core™ i5 Processor, Intel® Core™ i3 Processor product families support	
5028L-TN2	167

Accessories


Ultra Networking Riser Cards	168-169
Network Adapters	170
SIOM Network Adapters	171
Storage Mezzanine Cards	171
HBA and SAS RAID Cards	172
Riser Cards	173-180
Trusted Platform Module	181
Mobile Racks & Drive Kits	182
Power Supplies	183-185
BBP®	186
DC Power Solutions	186
Heatsinks	187-188
IPMI	189
Server Management Utilities	185
Front Bezel/LCD	191
SuperRack® Total Solutions	192
Quick-Release Slide Rails	193
Cables	194-195
Switches	196-200

Product Naming Guide	201-202
Global Expansion & The Supermicro Advantage	203

X11 Solutions

NEW!

Intel® Xeon® Scalable Processors Supported



Ultra	GPU/Coprocessor	SuperStorage	WIO
-------	-----------------	--------------	-----

All Flash Server Solutions, Up to 24 NVMe, 3TB DDR4, Titanium Level Power

- SYS-1029UX-LL1/LL2/LL3-S16
- SYS-2029UZ-TR4+
- SYS-6029UZ-TR4+
- SYS-1029U-TN10RT
- SYS-1029U-TR4/TR4T/TRT/TRTP/TRTP2/TR25M
- SYS-1029U-E1CR4/E1CR4T/E1CRT/E1CRTP/E1CRTP2/E1CR25M
- SYS-6019U-TN4RT/TN4R4T/TR4/TR4T/TRT/TRTP/TRTP2/TR25M
- SYS-2029U-TN24R4T/TR4/TR4T/TRT/TRTP/TR25M
- SYS-2029U-E1CR4/E1CR4T/E1CRT/E1CRTP/E1CR25M
- SYS-6029U-TR4/TR4T/TRT/TRTP/TR25M
- SYS-6029U-E1CR4/E1CR4T/E1CRT/E1CRTP/E1CR25M
- SYS-1029UZ-TN20R25M
- SYS-2029UZ-TN20R25M

Up to 8 GPU/Coprocessor Supported

- SYS-1029GQ-TVRT
- SYS-1019GP-TT
- SYS-1029GP-TR
- SYS-1029GR-TRT/TXRT/TNRT
- SYS-5019GP-TT
- SYS-2029GP-TR
- SYS-4029GP-TRT
- SYS-4029GP-TRT/TRT2
- SYS-7049GP-TRT

Large Memory/Quad LAN/10GbE/Up to 24 DIMMs/SAS3/Up to 7 PCI-E Slots

- SSG-1029P-N32R/NR32R/NMR36L
- SSG-136R-N32JBF/NR32JBF
- SSG-5049P-E1CR45H/E1CR45L
- SSG-2029P-DN2RR32L/DN2R24L/DN2R48L
- SSG-2029P-NR48L
- SSG-6019P-ACR12L
- SSG-2029P-E1CR48H/E1CR48L
- SSG-6029P-E1CR24H/E1CR24L
- SSG-6049P-E1CR45H/E1CR45L/E1CR60H/E1CR60L
- SSG-2029P-ACR24H/ACR24L/E1CR24H/E1CR24L
- SSG-6029P-E1CR12T/E1CR12H/E1CR12L/E1CR16T
- SSG-6039P-E1CR16H/E1CR16L
- SSG-6049P-E1CR24H/E1CR24L/E1CR36H/E1CR36L

Resource-Optimized/Feature Rich/Cost-Effective/UP WIO

- SYS-6019P-WT/WTR/WT8
- SYS-6029P-WTR/WTRT
- SYS-1029P-WT/WTR/WTRT
- SYS-1019P-WTR
- SYS-5029P-WTR
- SYS-5019P-WT/WTR



Mainstream	Embedded/Max I/O	DCO
------------	------------------	-----

2TB DDR4 2666MHz ECC R/LR DIMM memory in 16 DIMM slots

- SYS-5019P-M/MR
- SYS-2029P-C1R/C1RT
- SYS-6029P-TR/TRT
- SYS-7049P-TR/TRT
- SYS-5019P-MT/MTR

Redundant 2200W high efficiency (96%) power supplies

- SYS-1019S-HTN2
- SYS-5019D-FN8TP
- SYS-2029P-TXRT
- SYS-6039P-TXRT
- SYS-E100-9S-E/L
- SYS-E300-9D

Cost-Optimized/16 DIMMs/NVMe/10GBase-T/SAS3

- SYS-1029P-MT/MTR
- SYS-6019P-MT/MTR

Supermicro Supports the New Generation Intel® Xeon® Scalable Processors

Supermicro's X11 DP and UP SuperServer®, SuperWorkstation, SuperStorage, and SuperBlade® solutions offer numerous advantages over previous generations and the highest levels of performance, efficiency, security and scalability in the industry. Supermicro X11 SuperServers support the latest Intel® Xeon® Scalable Processors and offer up to 3TB ECC DDR4-2666MHz memory in 24 DIMMs, 7 PCI-E slots, SAS 3.0/SATA 3.0/NVMe hot-swap HDD/SSD support, 10GBase-T/10G SFP+/56Gbps FDR InfiniBand networking options, redundant Titanium Level (96%+) Digital power supplies, and IPMI 2.0 plus KVM with dedicated LAN. The SuperWorkstation systems offer in addition 7.1 HD Audio, SLI and Thunderbolt support, and up to 11 USB ports.

The latest generation X11 platforms enable Supermicro to offer the most extensive and technologically advanced range of computing solutions for Data Center, Enterprise, Cloud, HPC, Hadoop/Big Data, Storage, and Embedded environments.

Power efficiency in high availability, mission-critical applications is increased with upgraded high speed cooling architectures including high-speed fans, high-efficiency redundant Titanium Level (96%+) Digital Switching power supplies, BBP® (Battery Backup Power) and integrated SuperCap (CacheVault) power supply technologies.

When combined with full Rack Integration Services, Hardware Maintenance Services, and new Data Center Management Software that manages health, power, and maintenance of servers in large deployments, Supermicro New Generation X11 Serverboard, Chassis, SuperServer®, SuperWorkstation, SuperStorage, and SuperBlade® platforms provide the most complete, scalable computing solutions with maximum performance and the highest levels of efficiency and reliability.



1U X11 Ultra

Low Latency



1U X11 Ultra

Low Latency



1U X11 Ultra

10x 2.5" NVMe Drive Bays



MODEL	SYS-1029UX-LL3-S16	SYS-1029UX-LL1-S16 SYS-1029UX-LL2-S16	SYS-1029U-TN10RT
Processor Support	Dual Intel® Xeon processor SKL w/FPGA (TBA) with UPI up to 10.4GT	- LL1-S16: Intel® Xeon® Processor Scalable Family 6144(Included) with Dual UPI up to 10.4GT/s - LL2-S16: Intel® Xeon® Processor Scalable Family 6146(Included) with Dual UPI up to 10.4GT/s	Dual Intel® Xeon® Processor Scalable Family (Skylake-SP) with UPI up to 10.4 GT/s
Key Applications	<ul style="list-style-type: none"> Financial Analysis Business Critical Applications Enterprise Server 	<ul style="list-style-type: none"> Financial Analysis Business Critical Applications Enterprise Server 	<ul style="list-style-type: none"> Virtualization Cloud Computing High End Enterprise Server
Outstanding Features	<ul style="list-style-type: none"> Hyper-Speed Hardware Acceleration Low Latency & Jitter Optimized 8x 2.5" SAS & 2x SATA3 2.5" HDD Bay 2x 2.5" NVMe drive bay support Optimized cooling Plantium level redundant power supply 	<ul style="list-style-type: none"> Hyper-Speed Hardware Acceleration Low Latency & Jitter Optimized 8x 2.5" SAS & 2x SATA3 2.5" HDD Bay 2x 2.5" NVMe drive bay support Optimized cooling Plantium level redundant power supply 	<ul style="list-style-type: none"> 10 NVMe SSDs Support 24 DIMM sockets 2 PCI-E 3.0 (x16) Dual 10G BaseT 1000W Titanium Level Power Supply 2 SATA DOMs Support with Embedded Power
Serverboard	SUPER● X11DPU-XLL	SUPER● X11DPU-XLL	SUPER● X11DPU
Chipset	Intel C621 Chipset	Intel C621 Chipset	Intel® C621 Chipset
System Memory (Max.)*	Default: 12x 16GB 2666MHz DDR4 (Included) (16 DIMM, up to 2TB DDR4 2666MHz)	Default: 12x 16GB 2666MHz DDR4 (Included) (16 DIMM slots, up to 2TB DDR4 2666MHz)	Up to 3TB 3DS ECC RDIMM/LRDIMM; DDR4 up to 2666MT/s, in 24 DIMM slots
Expansion Slots	2 PCI-E 3.0 x16(Full Height, 10.5" Length) 1 PCI-E 3.0 x8 (Low Profile) 1 PCI-E 3.0 x8 (Internal SAS3 integrated 3108)	2 PCI-E 3.0 x16(1x Full Height, 10.5" Length; 1x Full Height, 10" Length) 1 PCI-E 3.0 x8 (Low Profile) 1 PCI-E 3.0 x8 (Internal SAS3 integrated 3108)	2 PCI-E 3.0 x16 (2 FH, 10.5"L)
Onboard Storage Controller	Broadcom® 3108 controller for 8 SAS3 ports	Broadcom® 3108 controller for 8 SAS3 ports	Intel® C621 SATA3 (6 Gbps) controller
Connectivity	4x Gigabit Ethernet ports via AOC-UR-I4G	4x Gigabit Ethernet ports via AOC-UR-I4G	2 10Gbase-T Ethernet via Intel® X540 Ethernet Controller 5 USB 3.0 ports (2 Rear, 2 Front, 1 Type A) 1 Serial Port
VGA/Audio	1 VGA, 1 Aspeed AST2400 BMC	1 VGA, 1 Aspeed AST2500 BMC	2 VGA ports (1 rear, 1 onboard) 1 Aspeed AST2500 BMC
Management	Intel® Node Manager; IPMI2.0; KVM with dedicated LAN; NMI; SPM; SUM; SuperDoctor® 5; Watchdog;	IPMI2.0; KVM with dedicated LAN; SPM; SSM; SUM; SuperDoctor® 5; Watchdog;	Intel® Node Manager; Redfish API; IPMI2.0; KVM with dedicated LAN; NMI; SPM; SSM; SUM; SuperDoctor® 5
Drive Bays	8x SAS3 Hot-swap 2.5" HDD bays (SAS3 3108) 2x NVME/SATA Hot-swap 2.5" HDD bays	8x SAS3 Hot-swap 2.5" HDD bays (SAS3 3108) 2x NVME Hot-swap 2.5" HDD bays	10 Hot-Swappable 2.5" drive bays: 6 NVMe ports (NVMe from CPU1) 4 NVMe/SAS3 hybrid ports for optional SAS3/SATA3 (NVMe from CPU 2)
Power Supply	750W High-efficiency (Platinum level) digital power supply	750W High-efficiency (Platinum level) digital power supply	Redundant 1000W Titanium Level Power Supply
Cooling System	8 heavy duty fans w/ Optimal Fan Speed Control	8 heavy duty fans w/ Optimal Fan Speed Control	8 Heavy Duty fans w/ Optimal Fan Speed Control , 1 Air Shroud
Form Factor	1U Rackmount; Enclosure: 437 x 43 x 706mm (17.2" x 1.7" x 27.8")	1U Rackmount; Enclosure: 437 x 43 x 706mm (17.2" x 1.7" x 27.8") Gross Weight: 48lbs (21.77kg)	1U Chassis; Enclosure: 432 x 25 x 706mm (17.2" x 1.7" x 27.8")
* Please check with your Supermicro sales representative and website for compatibility and configuration details			



1U X11 Ultra

10x 2.5" Drive Bays



1U X11 Ultra

10x 2.5" Drive Bays, SAS3 Expander



MODEL	SYS-1029U-TR4/TR4T/TRT/TRTP/TRTP2/TR25M	SYS-1029U-E1CR4/E1CR4T/E1CRT/E1CRTP/E1CRTP2/E1CR25M
Processor Support	Intel® Xeon® Scalable Processors with UPI up to 10.4 GT/s	Dual Intel® Xeon® Processor Scalable Family (Skylake-SP) with UPI up to 10.4 GT/s
Key Applications	<ul style="list-style-type: none"> Virtualization Cloud Computing High End Enterprise Server 	<ul style="list-style-type: none"> Virtualization Cloud Computing High End Enterprise Server
Outstanding Features	<ul style="list-style-type: none"> Flexible LAN options 24 DIMM sockets 4 PCI-E Add-on cards 205W CPU support Platinum Level Power Supply 2 SATA DOM support with embedded power -TR4: 10x 2.5" SAS/SATA drive bays -TR4T/TRT/TRTP/TRTP2/TR25M: 10x 2.5" SAS3 (12Gb/s) drive bays 	<ul style="list-style-type: none"> Flexible LAN options 10x 2.5" SAS3 (12Gb/s) drive bays 24 DIMM sockets 4 PCI-E Add-on cards 205W CPU support Platinum Level Power Supply 2 SATA DOM support with embedded power
Serverboard	SUPER● X11DPU	SUPER● X11DPU
Chipset	Intel® C621 chipset	Intel® C621 chipset
System Memory (Max.)*	24x DIMM slots, Up to 3TB ECC 3DS LRDIMM, Up to 2666 MHz	24x DIMM slots, Up to 3TB ECC 3DS LRDIMM, Up to 2666 MHz
Expansion Slots	2 PCI-E 3.0 x 16 (FH, 10.5" L); 2 PCI-E 3.0 x 8 (1 LP, 1 Internal LP)	2 PCI-E 3.0 x 16 (FH, 10.5" L); 2 PCI-E 3.0 x 8 (1 LP, 1 Internal LP)
Onboard Storage Controller	Intel® C621 SATA controller for 10 SATA3 (6 Gbps) ports; RAID 0,1,5,10;	Intel® C621 SATA3 (6Gb/s) controller
Connectivity	<p>-TR4: 4 Gigabit Ethernet; 2 VGA ports (1 rear, 1 onboard) 5 USB 3.0 ports (2 rear, 2 front, 1 Type A); 1 Serial Port</p> <p>-TR4T 4 10GBase-T Ethernet; 2 VGA ports (1 rear, 1 onboard) 3 USB 3.0 ports (2 rear, 1 Type A); 1 Serial Port</p> <p>-TRT: 2 10GBase-T Ethernet; 2 VGA ports (1 rear, 1 onboard) 3 USB 3.0 ports (2 rear, 1 Type A); 1 Serial Port</p> <p>-TRTP: 2 10G SFP+ Ethernet; 2 VGA ports (1 rear, 1 onboard) 3 USB 3.0 ports (2 rear, 1 Type A); 1 Serial Port</p> <p>-TRTP2: 2 10G SFP+ Ethernet; 2 Gigabit Ethernet; 2 VGA ports (1 rear, 1 onboard) 3 USB 3.0 ports (2 rear, 1 Type A); 1 Serial Port</p> <p>-TR25M: 2 25G SFP28 Ethernet; 2 VGA ports (1 rear, 1 onboard) 3 USB 3.0 ports (2 rear, 1 Type A); 1 Serial Port</p>	<p>-E1CR4: 4 Gigabit Ethernet; 2 VGA ports (1 rear, 1 onboard) 3 USB 3.0 ports (2 rear, 1 Type A); 1 Serial Port</p> <p>-E1CR4T: 4 10GBase-T Ethernet; 2 VGA ports (1 rear, 1 onboard) 3 USB 3.0 ports (2 rear, 1 Type A); 1 Serial Port</p> <p>-E1CRT: 2 10GBase-T Ethernet; 2 VGA ports (1 rear, 1 onboard) 3 USB 3.0 ports (2 rear, 1 Type A); 1 Serial Port</p> <p>-E1CRTP: 2 10G SFP+ Ethernet; 2 VGA ports (1 rear, 1 onboard) 3 USB 3.0 ports (2 rear, 1 Type A); 1 Serial Port</p> <p>-E1CRTP2: 2 10G SFP+ Ethernet; 2 Gigabit Ethernet; 2 VGA ports (1 rear, 1 onboard) 3 USB 3.0 ports (2 rear, 1 Type A); 1 Serial Port</p> <p>-E1CR25M: 2 25G SFP28 Ethernet; 2 VGA ports (1 rear, 1 onboard) 3 USB 3.0 ports (2 rear, 1 Type A); 1 Serial Port</p>
VGA/Audio	Aspeed AST2500 BMC -TR4: 2 VGA D-Sub Connector, 1 Aspeed AST2500 BMC;	Aspeed AST2500 BMC
Management	-TR4: Intel® Node Manager; IPMI2.0; KVM with dedicated LAN; NMI; SPM; SSM; SUM; SuperDoctor® 5; -TR4T/TRT/TRTP/TRTP2/TR25M: Intel® Node Manager; Redfish API; IPMI2.0; KVM with dedicated LAN; NMI; SPM; SSM; SUM; SuperDoctor® 5;	Intel® Node Manager; Redfish API; IPMI2.0; KVM with dedicated LAN; NMI; SPM; SSM; SUM; SuperDoctor® 5;
Drive Bays	-TR4: 10 hot-swap 2.5" drive support -TR4T/TRT/TRTP/TRTP2/TR25M: 10 hot-swap 2.5" drive bays; 10 SAS3 ports support via AOC	10 hot-swap 2.5" drive bays; 10 SAS3 ports support via Expander and AOC
Peripheral Bays	N/A	N/A
Power Supply	750W Platinum Level Power Supply	750W Platinum Level Power Supply
Cooling System	8 heavy duty fans w/ Optimal Fan Speed Control, 1 Air Shroud	8 heavy duty fans w/ Optimal Fan Speed Control, 1 Air Shroud
Form Factor	1U Chassis; Enclosure: 437 x 43 x 707mm (17.2" x 1.7" x 27.82")	1U Chassis; Enclosure: 437 x 43 x 707mm (17.2" x 1.7" x 27.82")

* Please check with your Supermicro sales representative and website for compatibility and configuration details



1U X11 Ultra

4x 3.5" NVMe Drive Bays



1U X11 Ultra

4x 3.5" Drive Bays



MODEL	SYS-6019U-TN4RT SYS-6019U-TN4R4T	SYS-6019U-TR4/TR4T/TRT/TRTP/TRTP2/TR25M
Processor Support	Dual Intel® Xeon® Processor Scalable Family (Skylake-SP) with UPI up to 10.4 GT/s	Dual Intel® Xeon® Processor Scalable Family (Skylake-SP) with UPI up to 10.4 GT/s
Key Applications	<ul style="list-style-type: none"> Virtualization Cloud Computing High End Enterprise Server 	<ul style="list-style-type: none"> Virtualization Cloud Computing High End Enterprise Server
Outstanding Features	<ul style="list-style-type: none"> 4 Hot-Swap NVMe Support 4 3.5" drive bays 24 DIMM sockets 4 PCI-E Add-on cards 205W CPU support Platinum Level Power Supply 2 SATA DOM support with embedded power 	<ul style="list-style-type: none"> Flexible LAN options 24 DIMM sockets 4 PCI-E Add-on cards 4 3.5" drive bays 205W CPU support Platinum Level Power Supply 2 SATA DOM support with embedded power
Serverboard	SUPER● X11DPU	SUPER● X11DPU
Chipset	Intel® C621 chipset	Intel® C621 chipset
System Memory (Max.)*	24x DIMM slots, Up to 3TB ECC 3DS LRDIMM, Up to 2666 MHz	24x DIMM slots, Up to 3TB ECC 3DS LRDIMM, Up to 2666 MHz
Expansion Slots	2 PCI-E 3.0 x 16 (FH, 10.5"L); 2 PCI-E 3.0 x 8 (1 LP, 1 Internal LP)	2 PCI-E 3.0 x 16 (FH, 10.5"L); 2 PCI-E 3.0 x 8 (1 LP, 1 Internal LP)
Onboard Storage Controller	Intel® C621 SATA3 (6Gb/s) controller	Intel® C621 SATA3 (6Gb/s) controller
Connectivity	<p>-TN4RT: 2 10GBase-T Ethernet ports; 2 VGA ports (1 rear, 1 onboard) 3 USB 3.0 ports (2 rear, 1 Type A); 1 Serial Port</p> <p>-TN4R4T: 4x 10GBase-T Ethernet ports via AOC-UR-i4XTF; Intel® X710 + X557 10GBase-T; 1x Realtek RTL8211E PHY (dedicated IPMI); 2 VGA ports (1 rear, 1 onboard); 3 USB 3.0 ports (2 rear, 1 Type A); 1 Serial Port</p>	<p>-TR4: 4 Gigabit Ethernet; 2 VGA ports (1 rear, 1 onboard) 3 USB 3.0 ports (2 rear, 1 Type A); 1 Serial Port</p> <p>-TR4T: 4 10GBase-T Ethernet ports; 2 VGA ports (1 rear, 1 onboard) 3 USB 3.0 ports (2 rear, 1 Type A); 1 Serial Port</p> <p>-TRT: 2 10GBase-T Ethernet ports; 2 VGA ports (1 rear, 1 onboard) 3 USB 3.0 ports (2 rear, 1 Type A); 1 Serial Port</p> <p>-TRTP: 2 10G SFP+ Ethernet ports; 2 VGA ports (1 rear, 1 onboard) 3 USB 3.0 ports (2 rear, 1 Type A); 1 Serial Port</p> <p>-TRTP2: 2 Gigabit Ethernet ports; 2 10G SFP+ Ethernet ports; 2 VGA ports (1 rear, 1 onboard) 3 USB 3.0 ports (2 rear, 1 Type A); 1 Serial Port</p> <p>-TR25M: 2 25G SFP28 Ethernet Ports; 2 VGA ports (1 rear, 1 onboard) 3 USB 3.0 ports (2 rear, 1 Type A); 1 Serial Port</p>
VGA/Audio	Aspeed AST2500 BMC	Aspeed AST2500 BMC
Management	Intel® Node Manager; Redfish API; IPMI2.0; KVM with dedicated LAN; NMI; SPM; SSM; SUM; SuperDoctor® 5;	Intel® Node Manager; Redfish API; IPMI2.0; KVM with dedicated LAN; NMI; SPM; SSM; SUM; SuperDoctor® 5;
Drive Bays	4 hot-swap 3.5" drive support; 4 NVMe/SATA3 ports	4 hot-swap 3.5" drive support
Peripheral Bays		N/A
Power Supply	750W Platinum Level Power Supply	750W Platinum Level Power Supply
Cooling System	8 heavy duty fans w/ Optimal Fan Speed Control, 1 Air Shroud	8 heavy duty fans w/ Optimal Fan Speed Control, 1 Air Shroud
Form Factor	1U Chassis; Enclosure: 437 x 43 x 737mm (17.2" x 1.7" x 29")	1U Chassis; Enclosure: 437 x 43 x 737mm (17.2" x 1.7" x 29")

* Please check with your Supermicro sales representative and website for compatibility and configuration details

1U X11 Ultra

X11 Data Center Optimized

2.5" Short Depth



MODEL	SYS-1029UZ-TN20R25M	SYS-1029P-MT SYS-1029P-MTR
Processor Support	Dual Intel® Xeon® Processor Skylake product family	Intel Xeon Skylake-SP up to 140W
Key Applications	<ul style="list-style-type: none"> Virtualization Cloud Computing High Density Enterprise Server Software Defined Storage 	<ul style="list-style-type: none"> Data Center Web Server Enterprise Server Managed Hosting
Outstanding Features	<ul style="list-style-type: none"> 20 7mm 2.5" tool-less Hot-swap drive bays 165W CPU support 24 DIMM sockets Up to 2 PCI-E Add-on cards Dual 25G SFP28 1600W Titanium Level Power Supply 2 SATA DOMs Support with Embedded Power 	<ul style="list-style-type: none"> 2x 1GbE LAN Marvell 88E1512 PHY 600W Single Power Supply, 80PLUS Platinum Short-Depth 2x 1GbE port, 1x dedicated IPMI port IPMI 2.0 + KVM with dedicated LAN
Serverboard	SUPER● X11DPU-Z+	SUPER● X11DPL-i
Chipset	Intel® C621 chipset	Intel® C621 chipset
System Memory (Max.)*	24x DIMM slots, Up to 3TB ECC 3DS LRDIMM, Up to 2666 MHz	8 DIMM, 1TB Reg. ECC DDR4 up to 2666 MHz
Expansion Slots	Up to 2 PCI-E 3.0 x8 (FH, FL); For 20 NVMe configuration, only 1 PCI-E 3.0 x8 is available For 18 NVMe configuration, 2 PCI-E 3.0 x8 will be available	1 PCI-E 3.0x8 (FHHL)
Onboard Storage Controller	Intel® C621 SATA3 (6Gb/s) controller	SATA3 (6Gbps); RAID 0, 1, 5, 10
Connectivity	2 25G SFP28 Ethernet, 3 USB 3.0 ports (2 Rear, 1 Type A), 2 USB 2.0 ports (Front), 1 Serial Port	2x 1GbE LAN Marvell 88E1512 PHY
VGA/Audio	1 VGA, 1 Aspeed AST2500 BMC;	AST2500 VGA
Management	Intel® Node Manager; IPMI2.0; KVM with dedicated LAN; NMI; SPM; SSM; SUM; SuperDoctor® 5; Watchdog;	Intel® Node Manager; IPMI2.0; KVM with dedicated LAN; NMI; SPM; SSM; SUM; SuperDoctor® 5; Watchdog
Drive Bays	20 Hot-Swappable 2.5" 7mm drive bays: 8 NVMe ports and 2 SAS/SATA3/NVMe Hybrid Ports from CPU1 and 10 NVMe ports from CPU2	8 Hot-Swap 2.5" SATA3 6Gb/s
Peripheral Bays		-MT: Optional PCI M.2 NVMe drive 1x Slim DVD-ROM drive (optional) -MTR: 1x Slim DVD-ROM drive (optional) Optional PCI M.2 NVMe drive
Power Supply	1600W Titanium Level Power Supply	-MT: 600W Single Power Supply, 80PLUS Platinum -MTR: 600W Redundant Power Supply, 80PLUS Platinum
Cooling System	8 Heavy Duty fans w/ Optimal Fan Speed Control , 2 Air Shroud	40x40x28 mm, 22.5K RPM, SC813MF Middle Cooling Fan
Form Factor	1U Chassis; Enclosure: 437 x 43 x 706mm (17.2" x 1.7" x 27.8")	1U 17.2" (437mm) x 1.7" (43mm) x 19.98" (507mm)

* Please check with your Supermicro sales representative and website for compatibility and configuration details

X11 Data Center Optimized

3.5" Short Depth

X11 W10

1U 4x 3.5" Drive Bays



MODEL	SYS-6019P-MT SYS-6019P-MTR	SYS-6019P-WT/WTR/WT8
Processor Support	Intel Xeon Skylake-SP up to 140W	Intel® Xeon® processor E5-2600 V5 with UPI up to 10.4 GT/s
Key Applications	<ul style="list-style-type: none"> Data Center Web Server Enterprise Server Managed Hosting 	<ul style="list-style-type: none"> Web Server FireWall Applications Corporate- WINS, DNS, Print, Login Gateway, provisioning servers Compact Network Appliance Cloud Computing
Outstanding Features	<ul style="list-style-type: none"> 2x 1GbE LAN Marvell 88E1512 PHY 500W Single Power Supply, 80PLUS Platinum Short Depth 2x 1GbE LAN Marvell 88E1512 PHY IPMI 2.0 + KVM with dedicated LAN 	<ul style="list-style-type: none"> Supports up to 3 PCI-E cards M.2 Support Flexible I/O options -WT/WTR: 4x 3.5" SAS3/SATA3 drive bays -WT8: 8x 3.5" & 2x 2.5" Fixed SATA3 drive bays in 1U
Serverboard	SUPER● X11DPL-i	SUPER● X11DDW-L
Chipset	Intel® C621 chipset	Intel® C621 chipset
System Memory (Max.)*	1TB Registered ECC, DDR4-2666MHz in 8 DIMM slots	768GB 3DS ECC, DDR4-2666MHz in 12 DIMM slots
Expansion Slots	1 PCI-E 3.0 x8 (FHHL)	2x PCI-E 3.0 x16 (FHHL) slots, 1x PCI-E 3.0 x8 (LP) slot, 1 PCI-E 3.0 x16 for Add-On-Module (AOM)
Onboard Storage Controller	SATA3 (6Gbps); RAID 0, 1, 5, 10	Intel® C621 controller for 14 SATA3 (6 Gbps) ports; RAID 0,1,5,10;
Connectivity	2x 1GbE LAN Marvell 88E1512 PHY	-WT/WT8: N/A -WTR: Dual LAN with Lewisburg
VGA/Audio	AST2500 VGA	Onboard VGA
Management	Intel® Node Manager; IPMI2.0; KVM with dedicated LAN; NMI; SPM; SSM; SUM; SuperDoctor® 5; Watchdog	Intel® Node Manager; IPMI2.0; KVM with dedicated LAN; SPM; SSM; SUM; SuperDoctor® 5; Watchdog;
Drive Bays	4 Hot-Swap 3.5" SATA3 6Gb/s	-WT: 4x 3.5" hot-swap SAS/SATA -WTR: 4x 3.5" Hot-swap SATA3 Drive Bays -WT8: 8x 3.5" fixed SATA drive bays, 2x 2.5" fixed SATA drive bays.
Peripheral Bays	Optional PCI M.2 NVMe drive	-WT/WTR: 1x slim DVD-ROM drive bay
Power Supply	-MT: 500W Single Power Supply, 80PLUS Platinum -MTR: 600W Redundant Power Supply, 80PLUS Platinum	-WT: 600W high-efficiency (Platinum Level) multiple output power supply w/ pmbus -WTR: Redundant 700/750W High-efficiency (platinum level) power supply -WT8: 600/650w high-efficiency (Platinum Level) multi-output power supply
Cooling System	40x40x28 mm, 22.5K RPM, SC813MF Middle Cooling Fan	4x 40x56mm counter-rotation PWM fan;
Form Factor	1U Rackmount 437 x 43 x 508mm (17.2" x 1.7" x 19.98")	-WT/WTR: 1U 17.2" (437mm) x 1.7" (43mm) x 25.6" (650mm) -WT8: 1U Rackmount 437 x 43 x 813mm (17.2" x 1.7" x 32")

* Please check with your Supermicro sales representative and website for compatibility and configuration details



X11 WIO



X11 WIO

1U 8x2.5" Drive Bays



X11 WIO

1U 10x 2.5" Drive Bays, 10GbE



MODEL	SYS-1029P-WT	SYS-1029P-WTR	SYS-1029P-WTRT
Processor Support	Intel® Xeon® Processor Scalable Family – Skylake with UPI up to 10.4 GT/s	Intel® Xeon® processor E5-2600 V5 with UPI up to 10.4 GT/s	Intel® Xeon® processor E5-2600 V5 with UPI up to 10.4 GT/s
Key Applications	<ul style="list-style-type: none"> • Web Server • FireWall Applications • Corporate- WINS, DNS, Print, Login • Gateway, provisioning servers • Compact Network Appliance • Cloud Computing 	<ul style="list-style-type: none"> • Web Server • FireWall Applications • Corporate- WINS, DNS, Print, Login • Gateway, provisioning servers • Compact Network Appliance • Cloud Computing 	<ul style="list-style-type: none"> • Web Server • FireWall Applications • Corporate- WINS, DNS, Print, Login • Gateway, provisioning servers • Compact Network Appliance • Cloud Computing
Outstanding Features	<ul style="list-style-type: none"> • Supports up to 3 PCIe cards • M.2 Support • Flexible I/O options • 8x 2.5" SAS3/SATA3 drive bays • Supports 1 Slim DVD-ROM 	<ul style="list-style-type: none"> • Support up to 3 PCIe cards • M.2 Support • Flexible I/O options • 8x 2.5" SAS3/SATA3 drive bays • Supports 1 Slim DVD-ROM 	<ul style="list-style-type: none"> • 2x NVMe/SAS3/SATA3 Hybrid Drive Bays • M.2 Support • Supports up to 3 PCIe cards • Dual 10GbBaseT LAN Ports • 10x 2.5" SAS3/SATA3 Drive Bays
Serverboard	SUPER * X11DDW-L	SUPER * X11DDW-L	SUPER * X11DDW-NT
Chipset	Intel® C621 chipset	Intel® C621 chipset	Intel® C622 chipset
System Memory (Max.)*	768GB 3DS ECC, DDR4-2666MHz in 12 DIMM slots	768GB 3DS ECC, DDR4-2666MHz in 12 DIMM slots	768GB 3DS ECC, DDR4-2666MHz in 12 DIMM slots
Expansion Slots	2x PCI-E 3.0 x16 (FHHL) slots, 1x PCI-E 3.0 x8 (LP) slot, 1 PCI-E 3.0 x16 for Add-On-Module (AOM)	1 PCI-E 3.0 x32 Left Riser Slot; 1 PCI-E 3.0 x16 Right Riser Slot; 1 PCI-E 3.0 x16 for Add-On-Module (AOM);	1 PCI-E 3.0 x32 Left Riser Slot; 1 PCI-E 3.0 x16 Right Riser Slot; 1 PCI-E 3.0 x16 for Add-On-Module (AOM);
Onboard Storage Controller	Intel® C621 controller for 14 SATA3 (6 Gbps) ports; RAID 0,1,5,10;	Onboard Storage Controller	SuperServer Onboard Storage Controller:
Connectivity	Dual LAN with Lewisburg;	Dual LAN with Lewisburg;	2x RJ45 10GbBase-T ports 1x RJ45 Dedicated IPMI LAN port
VGA/Audio	Onboard VGA	Onboard VGA	Onboard VGA
Management	Intel® Node Manager; IPMI2.0; KVM with dedicated LAN; SPM; SSM; SUM; SuperDoctor® 5; Watchdog;	Intel® Node Manager; IPMI2.0; KVM with dedicated LAN; SPM; SSM; SUM; SuperDoctor® 5; Watchdog;	Intel® Node Manager; IPMI2.0; KVM with dedicated LAN; SPM; SSM; SUM; SuperDoctor® 5; Watchdog;
Drive Bays	8x 2.5" hot-swap SAS3/SATA3 drive bays	8x 2.5" hot-swap SAS/SATA drive bay	8x 2.5" hot-swap SAS/SATA drive bays, 2x 2.5" hot-swap NVMe/SAS/SATA hybrid drive bays
Peripheral Bays	1x slim DVD-ROM drive bay	Optional 1x slim DVD-ROM drive bay 1x Slim DVD-ROM Drive	N/A
Power Supply	600W high-efficiency (Platinum Level) multiple output power supply w/pmbus	Redundant 700/750W High-efficiency (platinum level) power supply	Redundant 700/750W high-efficiency (Platinum Level) power supply
Cooling System	4x 40x56mm counter-rotation PWM fan; 2x fan for PCI card cooling	4x 40x56mm counter-rotation PWM fan; 2x fan for PCI card cooling	4x 40x56mm counter-rotation PWM fan; 2x fans for AOC cooling
Form Factor	1U 17.2" (437mm) x 1.7" (43mm) x 23.5" (597mm); Enclosure: 437 x 43 x 597mm (17.2" x 1.7" x 23.5")	1U 17.2" (437mm) x 1.7" (43mm) x 23.5" (597mm); Enclosure: 437 x 43 x 597mm (17.2" x 1.7" x 23.5")	1U 17.2" (437mm) x 1.7" (43mm) x 23.5" (597mm); Enclosure: 437 x 43 x 597mm (17.2" x 1.7" x 23.5")

*Please check with your Supermicro sales representative and website for compatibility and configuration details

1U SuperStorage

32 U.2 NVMe Drives

1U SuperStorage

32 Ruler NVMe Drives

Storage



MODEL	SYS-1029P-N32R	SYS-1029P-NR32R	SYS-6019P-ACR12L
Processor Support	Intel® Xeon® Scalable Processors with UPI up to 10.4 GT/s	Intel® Xeon® Scalable Processors with UPI up to 10.4 GT/s	Intel® Xeon® Processor Scalable Family – Skylake with QPI up to 10.4 GT/s
Key Applications	<ul style="list-style-type: none"> High Throughput Ingest High Density Hot Storage HPC / Data Analytics Media/Video Streaming Content Delivery Network (CDN) Big Data Top of Rack Storage 	<ul style="list-style-type: none"> High Throughput Ingest High Density Hot Storage HPC / Data Analytics Media/Video Streaming Content Delivery Network (CDN) Big Data Top of Rack Storage 	<ul style="list-style-type: none"> Corporate Database Data Center Database Processing & Storage Enterprise Server Big Data Analytics Hadoop
Outstanding Features	<ul style="list-style-type: none"> Dual Drawer/Tray with a total of 32 NVMe 2.5" SSDs 2x X16 PCIe slots 1600W Platinum Level high-efficiency power supply IPMI management with dedicated LAN 	<ul style="list-style-type: none"> Front access to a total of 32 NVMe hot swap Ruler SSDs 2x X16 PCIe slots 1600W Platinum Level high-efficiency power supply IPMI management with dedicated LAN 	<ul style="list-style-type: none"> 4x 2.5" hot-swap NVMe/SATA drive bays LSI 3224 SAS3 IT mode controller 12x 3.5" hot-swap SAS3/SATA3 drive bays 4x 2.5" hot-swap NVMe/SATA drive bays 160W CPU support Dual 10G BaseT Internal Cable Arm
Serverboard	SUPER● X11DPS-R	SUPER● X11DPS-R	SUPER● X11DDW-NT
Chipset	Intel® C627 chipset	Intel® C627 chipset	Intel® C622 chipset
System Memory (Max.)*	Up to 3TB 3DS ECC, DDR4-2666MHz in 24 DIMM slots	Up to 3TB 3DS ECC, DDR4-2666MHz in 24 DIMM slots	Up to 768GB 3DS ECC, DDR4-2666MHz in 12 DIMM slots
Expansion Slots	2 PCI-E 3.0 x16 slots	2 PCI-E 3.0 x16 slots	1 PCI-E 3.0 x32 Left Riser Slot; 1 PCI-E 3.0 x16 Right Riser Slot; 1 PCI-E 3.0 x16 for Add-On-Module (AOM);
Onboard Storage Controller	N/A	N/A	Intel® C622 controller for 14 SATA3 (6 Gbps) ports; RAID 0,1,5,10;
Connectivity			N/A
VGA/Audio	1 VGA D-Sub Connector	1 VGA D-Sub Connector	1 VGA, 1 Aspeed AST2500 BMC;
Management	Intel® Node Manager; IPMI (Intelligent Platform Management Interface) v2.0 with KVM support; IPMI2.0; KVM with dedicated LAN; NMI; SPM; SSM; SUM; SuperDoctor® 5; Watchdog;	Intel® Node Manager; IPMI (Intelligent Platform Management Interface) v2.0 with KVM support; IPMI2.0; KVM with dedicated LAN; NMI; SPM; SSM; SUM; SuperDoctor® 5; Watchdog;	Intel® Node Manager; IPMI2.0; KVM with dedicated LAN; SPM; SSM; SUM; SuperDoctor® 5; Watchdog;
Drive Bays	32x 2.5" Drive slots	32x Ruler Drive slots	12x 3.5" hot-swap SAS3/SATA3 drive bays 4x 2.5" hot-swap NVMe/SATA drive bays
Peripheral Bays	N/A	N/A	N/A
Power Supply	Redundant(1+1) 1600W Platinum level high efficiency power supplies	Redundant(1+1) 1600W Platinum level high efficiency power supplies	
Cooling System	8x 40x56mm PWM fan,; N/A	8x 40mm Fans, N/A	
Form Factor	1U Rackmount 1U 17.2" (437mm) x 1.7" (43mm) x 35.75" (908mm); Enclosure: 438 x 43 x 913mm (17.26" x 1.71" x 35.95")	1U Rackmount 17.26" x 1.7" x 39.5"; Enclosure: 438 x 43 x 913mm (17.26" x 1.7" x 35.95")	

* Please check with your Supermicro sales representative and website for compatibility and configuration details

X11 Mainstream
UP Server with 4x 3.5 Drive Bays

X11 Mainstream
UP Server with Redundant Power and BBP*



MODEL	SYS-5019P-MT	SYS-5019P-MTR
Processor Support	Intel® Xeon® Scalable Processors	Intel® Xeon® processor scalable family with UPI up to 10.4 GT/s
Key Applications	<ul style="list-style-type: none"> • Web Hosting, VM • Application and data serving • Database Applications 	<ul style="list-style-type: none"> • Web Hosting, VM • Application and data serving • Database Applications • Mission-critical applications
Outstanding Features	<ul style="list-style-type: none"> • 1 TB LRDIMM 3DS • M.2 2280, 22110 SUPPORT • Quick Release Rails 	<ul style="list-style-type: none"> • 1 TB LRDIMM 3DS • M.2 2280, 22110 SUPPORT • Quick Release Rails
Serverboard	SUPER● X11SPi-TF	SUPER● X11SPi-TF
Chipset	C622	C622
System Memory (Max.)*	6-CH memory, 8-DIMM with AP support, 8x DDR4 ECC at 2666MHz, Up to 256GB RDIMM, 512GB LRDIMM, 1TB LRDIMM 3DS	6-CH memory, 8-DIMM with AP support, 8x DDR4 ECC at 2666MHz, Up to 256GB RDIMM, 512GB LRDIMM, 1TB LRDIMM 3DS
Expansion Slots	1 x16 PCI-E 3.0 slot	1 x16 PCI-E 3.0 slot
Onboard Storage Controller	RAID 0/1/10	RAID 0/1/10
Connectivity	4x USB 3.0 (front/rear), USB 2.0, VGA, Serial PORT	4x USB 3.0 (front/rear), USB 2.0, VGA, Serial PORT
VGA/Audio	Built-in Aspeed VGA from BMC	Built-in Aspeed VGA from BMC
Management	1x dedicated IPMI port via Aspeed BMC onboard	1x dedicated IPMI port via Aspeed BMC onboard
Drive Bays	4x 3.5" Hot-swap SATA3 bays w/ RAID	4x 3.5" Hot-swap SATA3 bays w/ RAID
Peripheral Bays	Optional slim optical device bay, optional FDD/USB bay	Optional slim optical device bay, optional FDD/USB bay
Power Supply	350W Platinum High-Efficiency Power Supply	400W Platinum Redundant High-Efficiency Power Supply
Cooling System	4x 40mm mid-fan	4x 40mm mid-fan
Form Factor	1U rackmount, 1.7" H x 17.2" W x 19.8" D (43mm H x 437mm W x 503mm D) ; Enclosure: 437 x 43 x 503mm (17.2" x 1.7" x 19.8") Package: 610 x 216 x 749mm (24" x 8.5" x 29.5")	1U rackmount, 1.7" H x 17.2" W x 19.8" D (43mm H x 437mm W x 503mm D) ; Enclosure: 437 x 43 x 503mm (17.2" x 1.7" x 19.8") Package: 610 x 216 x 749mm (24" x 8.5" x 29.5")

* Please check with your Supermicro sales representative and website for compatibility and configuration details



X11 UP W10

1U Flexible I/O, Storage Array



X11 UP W10

1U Flexible I/O, Flexible Array



MODEL	SYS-1019P-WTR	SYS-5019P-WT SYS-5019P-WTR (shown)
Processor Support	Intel Xeon processor scalable family (Platinum, Gold, Silver, Bronze) Intel® Skylake-EP LGA3647 Socket	Intel Xeon processor scalable family (Platinum, Gold, Silver, Bronze) Intel® Skylake-EP LGA3647 Socket
Key Applications	<ul style="list-style-type: none"> Database Processing & Storage DataCenter Applications Data Center 	<ul style="list-style-type: none"> Database Processing & Storage DataCenter Applications FireWall Applications
Outstanding Features	<ul style="list-style-type: none"> 1 PCI-E x8 3.0 slots 2 PCI-E x16 3.0 slots 2x 10 Gigabit Ethernet Ports 2x NVMe w/AOC(option) 	<ul style="list-style-type: none"> -WT: 1 PCI-E x8 3.0 slots 2 PCI-E x16 3.0 slots 2x 10 Gigabit Ethernet Ports -WTR: 1 PCI-E x8 3.0 slots 2 PCI-E x16 3.0 slots 2x 10 Gigabit Ethernet Ports Redundant PWS
Serverboard	SUPER® X11SPW-TF	SUPER® X11SPW-TF
Chipset	Intel® C622 chipset	C622 chipset
System Memory (Max.)*	6-CH memory, 6x DDR4 ECC at 2666MHz, Up to 192GB RDIMM, 384GB LRDIMM, 768GB LRDIMM 3DS	6-CH memory, 6x DDR4 ECC at 2666MHz, Up to 192GB RDIMM, 384GB LRDIMM, 768GB LRDIMM 3DS
Expansion Slots	2 x16 PCI-E 3.0(FHFL), 1 x8 PCI-E3.0(LP)slot	2 x16 PCI-E 3.0(FHFL), 1 x8 PCI-E3.0(LP)slot
Onboard Storage Controller	Intel® C622 controller for 10 SATA3 (6 Gbps) ports; RAID 0,1,5,10;	Intel® C622 controller for 10 SATA3 (6 Gbps) ports; RAID 0,1,5,10;
Connectivity	N/A	N/A
VGA/Audio	1 VGA, 1 Aspeed AST2500 BMC;	Built-in VGA output via Aspeed BMC
Management	Intel® Node Manager; IPMI2.0; KVM with dedicated LAN; NMI; SPM; SUM; SuperDoctor® 5; Watchdog;	1x dedicated IPMI port
Drive Bays	10x 2.5" Hot-swap SATA3 bays	4x 3.5" Hot-swap SATA3 bays
Peripheral Bays	N/A	1x slim DVD-ROM drive bay
Power Supply	Yes Redundant 2 Qty. PWS-504P-1R	-WT: No Redundant 1 Qty. PWS-605P-1H -WTR: Yes Redundant 2 Qty. PWS-504P-1R
Cooling System	4x 40x56mm counter-rotation PWM fan; 2x fans for AOC cooling	4x 40x56mm counter-rotation PWM fan;
Form Factor	1U 17.2" (437mm) x 1.7" (43mm) x 23.5" (597mm); Enclosure: 25 x 25 x 597mm (17.2" x 1.7" x 23.5") Package: 610 x 203 x 813mm (24" x 8" x 32")	1U 17.2" (437mm) x 1.7" (43mm) x 25.6" (650mm); Enclosure: 437 x 43 x 650mm (17.2" x 1.7" x 25.6") Package: 597 x 216 x 856mm (23.5" x 8.5" x 33.7") Gross Weight: 46lbs (20.87kg) Net Weight: 22lbs (9.98kg)

* Please check with your Supermicro sales representative and website for compatibility and configuration details



2U X11 Ultra



2U X11 Ultra



MODEL	SYS-2029UZ-TR4+	SYS-6029UZ-TR4+
Processor Support	Dual Intel® Xeon® Processor Scalable Family (Skylake-SP) with UPI up to 10.4 GT/s	Dual Intel® Xeon® Processor Scalable Family (Skylake-SP) with UPI up to 10.4 GT/s
Key Applications	<ul style="list-style-type: none"> Virtualization Hyperconverge Storage Cloud Computing High End Enterprise Server 	<ul style="list-style-type: none"> Virtualization Hyperconverge Storage Cloud Computing High End Enterprise Server
Outstanding Features	<ul style="list-style-type: none"> Flexible LAN Options 24x 2.5" hot-swap drive bays Optional SAS3 and NVMe support 24 DIMM support 8 PCI-E Add-on cards 1600W Titanium Level Power Supply Quad Gigabit Ethernet LAN 	<ul style="list-style-type: none"> Flexible LAN Options 12x 3.5" hot-swap drive bays Optional SAS3 and NVMe support 24 DIMM support 8 PCI-E Add-on cards 1600W Titanium Level Power Supply Quad Gigabit Ethernet LAN
Serverboard	SUPER● X11DPU-Z+	SUPER● X11DPU-Z+
Chipset	Intel® C621 chipset	Intel® C621 chipset
System Memory (Max.)*	Up to 3TB ECC LRDIMM/RDIMM; DDR4 up to 2666MT/s, in 24 DIMM slots	Up to 3TB ECC LRDIMM/RDIMM; DDR4 up to 2666MT/s, in 24 DIMM slots
Expansion Slots	1 PCI-E 3.0 x16 (FH, 10.5" L); 5 PCI-E 3.0 x8 (FH, 10.5" L); 1 PCI-E 3.0 x8 (LP); 1 PCI-E 3.0 x8 (internal LP)	1 PCI-E 3.0 x16 (FH, 10.5" L); 5 PCI-E 3.0 x8 (FH, 10.5" L); 1 PCI-E 3.0 x8 (LP); 1 PCI-E 3.0 x8 (internal LP)
Onboard Storage Controller	Intel® C621 SATA3 (6Gb/s) controller	Intel® C621 SATA3 (6Gb/s) controller
Connectivity	4 GbE ports; Intel® i350	4 GbE Ports; Intel® i350
VGA/Audio	Aspeed AST2500	Aspeed AST2500
Management	Intel® Node Manager; Redfish API; IPMI2.0; KVM with dedicated LAN; NMI; SPM; SSM; SUM; SuperDoctor® 5;	Intel® Node Manager; Redfish API; IPMI2.0; KVM with dedicated LAN; NMI; SPM; SSM; SUM; SuperDoctor® 5;
Drive Bays	24 Hot-swap 2.5" Drive Bays; 14 SATA3 ports by default; Optional drive support: 20 SAS3 + 4 SAS3/NVMe; Optional 2 Rear Hot-swap 2.5" Drive Bays	12 Hot-swap 3.5" Drive Bays; 12 SATA3 ports by default; Optional drive support: 8 SAS3 + 4 SAS3/NVMe; Optional 2 Rear Hot-swap 2.5" Drive Bays
Peripheral Bays	N/A	N/A
Power Supply	1600W Redundant Power Supplies with PMBus	1600W Redundant Power Supplies with PMBus
Cooling System	4 8cm heavy duty PWM fans	4 8cm heavy duty PWM fans
Form Factor	2U Rackmount; Enclosure: 437 x 89 x 705mm (17.2" x 3.5" x 27.76")	2U Rackmount; Enclosure: 437 x 89 x 723mm (17.2" x 3.5" x 28.46")

* Please check with your Supermicro sales representative and website for compatibility and configuration details



2U X11 Ultra

24x 2.5" NVMe Drive Bays



2U X11 Ultra



MODEL	SYS-2029U-TN24R4T	SYS-2029UZ-TN20R25M
Processor Support	Dual Intel® Xeon® Processor Scalable Family (Skylake-SP) with UPI up to 10.4 GT/s	Dual Intel® Xeon® Processor Scalable Family (Skylake-SP) with UPI up to 10.4 GT/s
Key Applications	<ul style="list-style-type: none"> Virtualization Hyperconverge Storage Cloud Computing High End Enterprise Server 	<ul style="list-style-type: none"> Virtualization Hyperconverge Storage Cloud Computing High End Enterprise Server
Outstanding Features	<ul style="list-style-type: none"> 24x 2.5" hot-swap NVMe drive bays 3 PCI-E Add-on cards 24 DIMM support Redundant 1600W Titanium Level high-efficiency power supplies 4 x 10GBase-T Ports 	<ul style="list-style-type: none"> 20 Port NVMe port direct connect 24 DIMM sockets Redundant 1600W Titanium Level high-efficiency power supplies Dual 25G SFP28
Serverboard	SUPER● X11DPU	SUPER● X11DPU-Z+
Chipset	Intel® C621 chipset	Intel® C621 chipset
System Memory (Max.)*	Up to 3TB 3DS ECC RDIMM/LRDIMM; DDR4 up to 2666MT/s, in 24 DIMM slots	Up to 3TB 3DS ECC RDIMM/LRDIMM; DDR4 up to 2666MT/s, in 24 DIMM slots
Expansion Slots	2 PCI-E 3.0 x16 (FH, 10.5"L); 1 PCI-E 3.0 x8 (LP)	1 PCI-E 3.0 x8 (LP)
Onboard Storage Controller	Intel® C621 SATA3 (6Gb/s) controller	Intel® C621 SATA3 (6Gb/s) controller
Connectivity	4 10GBase-T ports with Intel® X550 Ethernet Controller; 3 USB 3.0 ports (2 rear, 1 Type A); 1 Serial Port	2U Ultra Riser with 2-port 25GbE SFP28, based on Mellanox ConnectX-4 Lx EN; 3 USB 3.0 ports (2 rear, 1 Type A); 1 Serial Port
VGA/Audio	2 VGA ports (1 rear, 1 onboard); 1 Aspeed AST2500 BMC	2 VGA ports (1 rear, 1 onboard); 1 Aspeed AST2500 BMC
Management	Intel® Node Manager; Redfish API; IPMI2.0; KVM with dedicated LAN; NMI; SPM; SSM; SUM; SuperDoctor® 5;	Intel® Node Manager; Redfish API; IPMI2.0; KVM with dedicated LAN; NMI; SPM; SSM; SUM; SuperDoctor® 5;
Drive Bays	24 Hot-swap 2.5" NVMe Drive Bays; Optional 20 NVMe + 4 NVMe/SAS3; 2x 2.5" 2 Rear Hot-swap 2.5" Drive Bays (2x SATA3 ports default)	24 Hot-swap 2.5" NVMe Drive Bays; Optional 20 NVMe + 4 NVMe/SAS3
Peripheral Bays	N/A	N/A
Power Supply	1600W Redundant Power Supplies with PMBus	1600W Redundant Power Supplies with PMBus
Cooling System	4 8cm heavy duty PWM fans	4 8cm heavy duty PWM fans
Form Factor	2U Rackmount; Enclosure: 437 x 89 x 705mm (17.2" x 3.5" x 27.76")	2U Rackmount; Enclosure: 437 x 89 x 705mm (17.2" x 3.5" x 27.76")

* Please check with your Supermicro sales representative and website for compatibility and configuration details



2U X11 Ultra

24x 2.5" SAS3/SATA3 Drive Bays



2U X11 Ultra

24x 2.5" Drive Bays, SAS3 Expander



MODEL	SYS-2029U-TR4/TR4T/TRT/TRTP/TR25M	SYS-2029U-E1CR4/E1CR4T/E1CRT/E1CRTP/E1CR25M
Processor Support	Dual Intel® Xeon® Processor Scalable Family (Skylake-SP) with UPI up to 10.4 GT/s	Dual Intel® Xeon® Processor Scalable Family (Skylake-SP) with UPI up to 10.4 GT/s
Key Applications	<ul style="list-style-type: none"> Virtualization Hyperconverge Storage Cloud Computing High End Enterprise Server 	<ul style="list-style-type: none"> Virtualization Hyperconverge Storage Cloud Computing High End Enterprise Server
Outstanding Features	<ul style="list-style-type: none"> Flexible LAN Options 24x 2.5" hot-swap drive bays Optional SAS3 and NVMe support 24 DIMM support 8 PCI-E Add-on cards 1000W Titanium Level Power Supply Quad Gigabit Ethernet LAN 	<ul style="list-style-type: none"> Flexible LAN Options 24x 2.5" hot-swap drive bays SAS3.0 (12Gbps) support Optional NVMe support 24 DIMM support 8 PCI-E Add-on cards 1000W Titanium Level Power Supply Quad Gigabit Ethernet LAN
Serverboard	SUPER● X11DPU	SUPER● X11DPU
Chipset	Intel® C621 chipset	Intel® C621 chipset
System Memory (Max.)*	Up to 3TB ECC LRDIMM/RDIMM; DDR4 up to 2666MT/s, in 24 DIMM slots	Up to 3TB ECC LRDIMM/RDIMM; DDR4 up to 2666MT/s, in 24 DIMM slots
Expansion Slots	-TR4/TRT/TRTP/TR25M: 1 PCI-E 3.0 x16 (FH, 10.5" L); 5 PCI-E 3.0 x8 (FH, 10.5" L); 1 PCI-E 3.0 x8 (LP); 1 PCI-E 3.0 x8 (internal LP) -TR4T: 2 PCI-E 3.0 x16 (FH, 10.5" L); 4 PCI-E 3.0 x8 (FH, 10.5" L); 1 PCI-E 3.0 x8 (LP)	-E1CR4/E1CRT/E1CRTP/E1CR25M: 1 PCI-E 3.0 x16 (FH, 10.5" L); 5 PCI-E 3.0 x8 (FH, 10.5" L); 1 PCI-E 3.0 x8 (LP); 1 PCI-E 3.0 x8 (internal LP) -E1CR4T: 2 PCI-E 3.0 x16 (FH, 10.5" L); 4 PCI-E 3.0 x8 (FH, 10.5" L); 1 PCI-E 3.0 x8 (LP)
Onboard Storage Controller	Intel® C621 SATA3 (6Gb/s) controller	Intel® C621 SATA3 (6Gb/s) controller
Connectivity	-TR4: 4 GbE ports; Intel® i350 -TR4T: 4 10GBase-T ports; Intel® X540 -TRT: 2 10GBase-T ports; Intel® X540 -TRTP: 2 10G SFP+ ports; Intel® 82599ES -TR25M: 2 25GbE SFP28 ports; Mellanox® ConnectX®-4 Lx EN	-E1CR4: 4 GbE ports; Intel® i350 -E1CR4T: 4 10GBase-T ports; Intel® XL710 -E1CRT: 2 10GBase-T ports; Intel® X540 -E1CRTP: 2 10G SFP+ ports; Intel® 82599ES -E1CR25M: 2 25GbE SFP28 ports; Mellanox® ConnectX®-4 Lx EN
VGA/Audio	Aspeed AST2500	Aspeed AST2500
Management	Intel® Node Manager; Redfish API; IPMI2.0; KVM with dedicated LAN; NMI; SPM; SSM; SUM; SuperDoctor® 5;	Intel® Node Manager; Redfish API; IPMI2.0; KVM with dedicated LAN; NMI; SPM; SSM; SUM; SuperDoctor® 5;
Drive Bays	24 Hot-swap 2.5" Drive Bays; 14 SATA3 ports by default; Optional drive support: 20 SAS3 + 4 SAS3/NVMe; Optional 2 Rear Hot-swap 2.5" Drive Bays	24 Hot-swap 2.5" Drive Bays; 24 SAS3 ports support via Expander and AOC; Optional drive support: 20 SAS3 + 4 SAS3/NVMe; Optional 2 Rear Hot-swap 2.5" Drive Bays
Peripheral Bays		N/A
Power Supply	1000W Redundant Power Supplies with PMBus	1000W Redundant Power Supplies with PMBus
Cooling System	4 8cm heavy duty PWM fans	4 8cm heavy duty PWM fans
Form Factor	2U Rackmount; Enclosure: 437 x 89 x 705mm (17.2" x 3.5" x 27.76")	2U Rackmount; Enclosure: 437 x 89 x 705mm (17.2" x 3.5" x 27.76")

* Please check with your Supermicro sales representative and website for compatibility and configuration details



2U X11 Ultra

12x 3.5" Drive Bays



2U X11 Ultra

12x 3.5" Drive Bays



MODEL	SYS-6029U-TR4/TR4T/TRT/TRTP/TR25M	SYS-6029U-E1CR4/E1CR4T/E1CRT/E1CRTP/E1CR25M
Processor Support	Dual Intel® Xeon® Processor Scalable Family (Skylake-SP) with UPI up to 10.4 GT/s	Dual Intel® Xeon® Processor Scalable Family (Skylake-SP) with UPI up to 10.4 GT/s
Key Applications	<ul style="list-style-type: none"> Virtualization Hyperconverge Storage Cloud Computing High End Enterprise Server 	<ul style="list-style-type: none"> Virtualization Hyperconverge Storage Cloud Computing High End Enterprise Server
Outstanding Features	<ul style="list-style-type: none"> Flexible LAN Options 12x 3.5" hot-swap drive bays Optional SAS3 and NVMe support 24 DIMM support 8 PCI-E Add-on cards 1000W Titanium Level Power Supply Quad Gigabit Ethernet LAN 	<ul style="list-style-type: none"> Flexible LAN Options 12x 3.5" hot-swap drive bays SAS3.0 (12Gbps) support Optional NVMe support 24 DIMM support 8 PCI-E Add-on cards 1000W Titanium Level Power Supply Quad Gigabit Ethernet LAN
Serverboard	SUPER® X11DPU	SUPER® X11DPU
Chipset	Intel® C621 chipset	Intel® C621 chipset
System Memory (Max.)*	Up to 3TB ECC LRDIMM/RDIMM; DDR4 up to 2666MT/s, in 24 DIMM slots	Up to 3TB ECC LRDIMM/RDIMM; DDR4 up to 2666MT/s, in 24 DIMM slots
Expansion Slots	<ul style="list-style-type: none"> 1 PCI-E 3.0 x8 (LP); -TRA/TRT/TRTP/TR25M: 1 PCI-E 3.0 x16 (FH, 10.5" L), 5 PCI-E 3.0 x8 (FH, 10.5" L), 1 PCI-E 3.0 x8 (internal LP) -TR4T: 2 PCI-E 3.0 x16 (FH, 10.5" L), 4 PCI-E 3.0 x8 (FH, 10.5" L) 	<ul style="list-style-type: none"> 1 PCI-E 3.0 x8 (LP); -E1CR4/E1CRT/E1CRTP/E1CR25M: 1 PCI-E 3.0 x16 (FH, 10.5" L), 5 PCI-E 3.0 x8 (FH, 10.5" L), 1 PCI-E 3.0 x8 (internal LP) -E1CR4T: 2 PCI-E 3.0 x16 (FH, 10.5" L), 4 PCI-E 3.0 x8 (FH, 10.5" L)
Onboard Storage Controller	Intel® C621 SATA3 (6Gb/s) controller	Intel® C621 SATA3 (6Gb/s) controller
Connectivity	<ul style="list-style-type: none"> -TR4: 4 GbE Ports; Intel® i350 -TR4T: 4 10GBase-T Ports; Intel® XL710 -TRT: 2 10GBase-T Ports; Intel® X540 -TRTP: 2 10G SFP+ ports; Intel® 82599ES -TR25M: 2 25GbE SFP28 ports; Mellanox® ConnectX®-4 Lx EN 	<ul style="list-style-type: none"> -E1CR4: 4 GbE Ports; Intel® i350 -E1CR4T: 4 10GBase-T Ports; Intel® XL710 -E1CRT: 2 10GBase-T Ports; Intel® X540 -E1CRTP: 2 10G SFP+ ports; Intel® 82599ES -E1CR25M: 2 25GbE SFP28 ports; Mellanox® ConnectX®-4 Lx EN
VGA/Audio	Aspeed AST2500	Aspeed AST2500
Management	Intel® Node Manager; Redfish API; IPMI2.0; KVM with dedicated LAN; NMI; SPM; SSM; SUM; SuperDoctor® 5;	Intel® Node Manager; Redfish API; IPMI2.0; KVM with dedicated LAN; NMI; SPM; SSM; SUM; SuperDoctor® 5;
Drive Bays	12 Hot-swap 3.5" Drive Bays; 12 SATA3 ports by default; Optional drive support: 8 SAS3 + 4 SAS3/NVMe; Optional 2 Rear Hot-swap 2.5" Drive Bays	12 Hot-swap 3.5" Drive Bays; 12 SAS3 ports support via Expander and AOC; Optional drive support: 8 SAS3 + 4 SAS3/NVMe; Optional 2 Rear Hot-swap 2.5" Drive Bays
Peripheral Bays		
Power Supply	1000W Redundant Power Supplies with PMBus	1000W Redundant Power Supplies with PMBus
Cooling System	4 8cm heavy duty PWM fans	4 8cm heavy duty PWM fans
Form Factor	2U Rackmount; Enclosure: 437 x 89 x 723mm (17.2" x 3.5" x 28.46")	2U Rackmount; Enclosure: 437 x 89 x 723mm (17.2" x 3.5" x 28.46")

* Please check with your Supermicro sales representative and website for compatibility and configuration details



X11 W10



X11 W10



MODEL	SYS-6029P-WTR	SYS-6029P-WTRT
Processor Support	Intel® Xeon® processor E5-2600 V5 with UPI up to 10.4 GT/s	Intel® Xeon® Scalable Processors with UPI up to 10.4 GT/s
Key Applications	<ul style="list-style-type: none"> • Web Server • FireWall Applications • Corporate- WINS, DNS, Print, Login • Gateway, provisioning servers • Compact Network Appliance • Cloud Computing 	<ul style="list-style-type: none"> • Web Server • FireWall Applications • Corporate- WINS, DNS, Print, Login • Gateway, provisioning servers • Compact Network Appliance • Cloud Computing
Outstanding Features	<ul style="list-style-type: none"> • Supports up to 6 PCIe cards • M.2 Support • Flexible I/O options • 8x 3.5" SAS3/SATA3 drive bays • Supports 1x Slim DVD-ROM and 1 COM & 2 USB3.0 ports module • Supports 1x AOM SAS3 Mezzanine Card 	<ul style="list-style-type: none"> • Supports up to 5 PCIe cards • Supports Up to 4x Optional NVMe Drives • 12x 3.5" hot-swap SAS3/SATA3 drive bays • M.2 Support • Dual 10GBaseT LAN Ports • Redundant 1200W Titanium Level Power Supply • Supports 1x AOM SAS3 Mezzanine Card
Serverboard	SUPER● X11DDW-L	SUPER● X11DDW-NT
Chipset	Intel® C621 chipset	Intel® C622 chipset
System Memory (Max.)*	768GB 3DS ECC, DDR4-2666MHz in 12 DIMM slots	Up to 1.5TB ECC 3DS LRDIMM, DDR4 up to 2666MHz, 12 DIMM slots
Expansion Slots	4x PCI-E 3.0 x8 (FHHL), 2x PCI-E 3.0 x8 (LP) slots, 1 PCI-E 3.0 x16 for Add-On-Module (AOM)	1x PCI-E 3.0 x16 (FHHL), 4x PCI-E 3.0 x8 (2x FHHL, 2x LP), 1 PCI-E 3.0 x16 for Add-On-Module (AOM)
Onboard Storage Controller	Intel® C621 controller for 14 SATA3 (6 Gbps) ports; RAID 0,1,5,10;	Intel® C622 controller for 14 SATA3 (6 Gbps) ports; RAID 0,1,5,10;
Connectivity	Dual LAN with GbE;	2x RJ45 10GBase-T ports 1x RJ45 Dedicated IPMI LAN port
VGA/Audio	Onboard VGA	Onboard VGA
Management	Intel® Node Manager; IPMI2.0; KVM with dedicated LAN; SPM; SSM; SUM; SuperDoctor® 5; Watchdog;	Intel® Node Manager; IPMI2.0; KVM with dedicated LAN; SPM; SSM; SUM; SuperDoctor® 5; Watchdog;
Drive Bays	8x 3.5" hot-swap SAS/SATA drive bays	12x 3.5" hot-swap SAS/SATA drive bays (4x NVMe/SAS3/SATA3 hybrid drive bays)
Peripheral Bays	1x optional slim DVD-ROM drive bay	N/A
Power Supply	Redundant 800W high-efficiency (Platinum Level) power supply	Redundant 1200W high-efficiency (Titanium Level) power supply
Cooling System	3x 80mm heavy duty fans with PWM fan speed control;	3x 80mm heavy duty fans with PWM fan speed control
Form Factor	2U 17.2" (437mm) x 3.5" (89mm) x 25.5" (647mm); Enclosure: 437 x 89 x 648mm (17.2" x 3.5" x 25.5")	2U 17.2" (437mm) x 3.5" (89mm) x 25.5" (647mm); Enclosure: 437 x 89 x 648mm (17.2" x 3.5" x 25.5")

* Please check with your Supermicro sales representative and website for compatibility and configuration details



X11 Mainstream

8x 2.5" SAS3 Drive Bays



X11 Mainstream

8x 3.5" SATA3 Drive Bays



MODEL	SYS-2029P-C1R/C1RT	SYS-6029P-TR/TRT
Processor Support	Dual Socket P (LGA 3647), Intel® Xeon® processor Scalable Family; UPI up to 10.4GT/s, Support CPU TDP 45-205W	Dual Socket P (LGA 3647), Intel® Xeon® processor Scalable Family; UPI up to 10.4GT/s, Support CPU TDP 45-205W
Key Applications	<ul style="list-style-type: none"> Application and data serving Big Data Analytics Business Critical Applications Compute Intensive Application Compute Intensive Storage Environments Connectivity/Storage Computer Nodes 	<ul style="list-style-type: none"> Cloud and Virtualization needs Compute Intensive Application Compute Intensive Storage Environments Database Processing & Storage High Availability Storage Appliance Platform Hosting & Application delivery
Outstanding Features	<ul style="list-style-type: none"> optional support 2x NVMe fixed drives 1x M.2 support by default 8x 2.5" SAS & 2x SATA3 2.5" HDD Bay 2 SATA DOM support with embedded power 16 DIMM sockets 1200W Redundant Power, Titanium Level (96% typical efficiency) Independent power & cooling control 	<ul style="list-style-type: none"> optional support 2x NVMe fixed drives 16 DIMM sockets 2 SATA DOM support with embedded power 1000W Titanium Level high-efficiency power supply 1x M.2 Support by default -TR: 2 Gigabit Ethernet Ports -TRT: 2x 10GBase-T Ports
Serverboard	-C1R: SUPER X11DPI-N -C1RT: SUPER X11DPI-NT	-TR: SUPER X11DPI-N -TRT: SUPER X11DPI-NT
Chipset	-C1R: Intel® C621 chipset -C1RT: Intel® C622 chipset	-TR: Intel® C621 chipset -TRT: Intel® C622 chipset
System Memory (Max.)*	Up to 2TB ECC RDIMM/LRDIMM, DDR4-2666MHz in 16 DIMM slots	Up to 2TB ECC RDIMM/LRDIMM, DDR4-2666MHz in 16 DIMM slots
Expansion Slots	Supports total 5x low profile add-on cards in 4x PCI-E 3.0 x16, 1x PCI-E 3.0 x8 slots	Supports total 6x low profile add-on cards in 4x PCI-E 3.0 x16, 2x PCI-E 3.0 x8 slots
Onboard Storage Controller	RAID 0,1,5,10; Broadcom® 3108 HW with 2G Cache controller (AOC-S3108L-H8iR-16DD) for 8 SAS3 (12Gbps) ports; RAID 0,1,5,6,10,50,60; -C1R: Intel® C621 controller for 10 SATA3 (6 Gbps) ports; -C1RT: Intel® C622 controller for 10 SATA3 (6 Gbps) ports	-TR: Intel® C621 controller for 8 SATA3 (6Gbps) ports; RAID 0,1,5,10 -TRT: Intel® C622 controller for 8 SATA3 (6Gbps) ports; RAID 0,1,5,10
Connectivity	-C1R: Dual LAN RJ45 ports with Intel® X722 Gigabit Ethernet Controller; 1x Dedicated IPMI LAN RJ45 port -C1RT: Dual LAN RJ45 ports with Intel® X722 10G base-T Ethernet Controller; 1x Dedicated IPMI LAN RJ45 port	-TR: Dual LAN RJ45 ports with Intel® X722 Gigabit Ethernet Controller; 1x Dedicated IPMI LAN RJ45 port -TRT: Dual LAN RJ45 ports with Intel® X722 10G Based-T Ethernet Controller; 1x Dedicated IPMI LAN RJ45 port 2x 10GBase-T ports
VGA/Audio	1 VGA, 1 Aspeed AST2500 BMC;	Aspeed AST2500
Management	Intel® Node Manager; IPMI2.0; KVM with dedicated LAN; SPM; SSM; SUM; SuperDoctor® 5; Watchdog;	Intel® Node Manager; IPMI2.0; KVM with dedicated LAN; SPM; SSM; SUM; SuperDoctor® 5; Watchdog;
Drive Bays	8x 2.5" 12Gbps SAS3 and 8x 2.5" 6Gbps SATA3, total 16 hot-swap drives	8x 3.5" hot-swap SATA3 drive bay
Peripheral Bays	USB Support: Rear: 2x3.0 + 2x2.0, Front: 2x2.0, and 1x Type A; optional DVD-ROM drive: support either 1x slim or 1x 5.25" DVD drive.	USB Support: Rear: 2x3.0 + 2x2.0, Front 2x2.0 front, 1x Type A, optional 1x slim DVD-ROM drive bay and 2x NVMe fixed drives
Power Supply	2x Redundant 1200W Redundant Power, Titanium Level (96% typical efficiency)	2x Redundant 1000W Redundant Power Supply Titanium Level (96% typical efficiency)
Cooling System	3x 80mm heavy duty fans with PWM fan speed and cooling zone control; Adjustable Air Shroud with Enhanced cooling design	3x 80mm heavy duty fans with PWM fan speed control, Adjustable Air Shroud with Enhanced cooling design
Form Factor	System Dimension: 3.5" (89mm) x 17.2" (437mm) x 24.8" (630mm); Package Dimension: 26.5" (W) x 10.5" (H) x 38" (L); Enclosure: 437 x 89 x 630mm (17.2" x 3.5" x 24.8")	2U Rackmount Standard Barebone Mainstream Server ; Enclosure: 437 x 89 x 648mm (17.2" x 3.5" x 25.5") Package: 678 x 290 x 876mm (26.7" x 11.4" x 34.5") Gross Weight: 69lbs (31.3kg) Net Weight: 35.5lbs (16.1kg)

* Please check with your Supermicro sales representative and website for compatibility and configuration details

X11 Max I/O
2U 11 PCI-E Slots

X11 UP WIO
2U 4 Full-Height PCI-E Slots



MODEL	SYS-2029P-TXRT	SYS-5029P-WTR
Processor Support	Intel® Xeon® Processor Scalable Family – Skylake	Intel Xeon processor scalable family (Platinum, Gold, Silver, Bronze) Intel® Skylake-EP LGA3647 Socket
Key Applications	<ul style="list-style-type: none"> Industrial Server Networking Telephony Surveillance DCR GPU Pass-through VM server Flash Array Server Head-node controller 	<ul style="list-style-type: none"> Database Processing & Storage Connectivity/Storage Computer Nodes Data Warehouse
Outstanding Features	<ul style="list-style-type: none"> SKL+FPGA (up to 255W), 3 UPI designed for up to 11.2 GT/s 11 Low-profile PCI-E slots 16x Hot-swap 2.5" HDD Bays 1x PCI-E 3.0 x4 M.2 Slot Redundant (1+1) 1KW 1000 W Titanium level 96+% 	<ul style="list-style-type: none"> 8x 3.5" Hot-swap SATA3 bays w/ RAID 2x 10 Gigabit Ethernet Ports
Serverboard	SUPER● X11DPX-T	SUPER● X11SPW-TF
Chipset	Intel® C621 chipset	C622 chipset
System Memory (Max.)*	Up to 2TB Registered ECC, DDR4-2666MHz in 16 DIMM slots	6-CH memory, 6x DDR4 ECC at 2666MHz, Up to 192GB RDIMM, 384GB LRDIMM, 768GB LRDIMM 3DS
Expansion Slots	11 Low-profile PCI-E slots 2 PCI-E 3.0 x16 Slots (2x HSSI for CPU1/2 SKL+FPGA) 8 PCI-E 3.0 x8 Slots 1 PCI-E 3.0 x4 in x8 slot	4x 8 PCI-E 3.0(FHFL), 1 x8 PCI-E3.0(LP)slot
Onboard Storage Controller	Intel® C621 controller for 10 SATA3 (6 Gbps) ports; RAID 0,1,5,10;	Intel® C622 controller for 10 SATA3 (6 Gbps) ports; RAID 0,1,5,10;
Connectivity	Dual 10G baseT LAN(X550-AT2)	N/A
VGA/Audio	1 VGA, Aspeed AST2500	1 VGA, 1 Aspeed AST2500 BMC;
Management	Intel® Node Manager; IPMI2.0	Intel® Node Manager; IPMI2.0; KVM with dedicated LAN; NMI; SPM; SUM; SuperDoctor® 5; Watchdog;
Drive Bays	16x 2.5" SATA/ SAS Hot Swap HDD Bay	8X3.5" Hot-swap SATA3 bays
Peripheral Bays	1x slim DVD-ROM drive bay 2x USB 2.0 ports 1x COM port tray 1x standard 5.25" drive bay	1x slim DVD-ROM drive bay 2x USB 2.0 ports 1x COM port tray 2x USB 3.0 ports
Power Supply	Redundant 2 Qty. PWS-1K05A-1R	Yes Redundant 2 Qty. PWS-501P-1R
Cooling System	4x middle fans	3x 8cm (7000 RPM) hot-swap PWM cooling fan;
Form Factor	2U Rackmount; Enclosure: 437 x 89 x 650mm (17.2" x 3.5" x 25.6") Package: 686 x 376 x 947mm (27" x 14.8" x 37.3")	2U 17.2" (437mm) x 3.5" (89mm) x 25.5" (647mm); Enclosure: 432 x 89 x 635mm (17.2" x 3.5" x 25.6") Package: 673 x 279 x 864mm (26.5" x 11" x 34") Gross Weight: 59lbs (26.76kg) Net Weight: 34lbs (15.42kg)

* Please check with your Supermicro sales representative and website for compatibility and configuration details



X11 Multi I/O

3U 11 PCI-E Slots



X11 Mainstream

8x 3.5" SATA3 Drive Bays



MODEL	SYS-6039P-TXRT	SYS-7049P-TR SYS-7049P-TRT
Processor Support	Intel® Xeon® Processor Scalable Family – Skylake	Dual Socket P (LGA 3647), Intel® Xeon® processor Scalable Family; UPI up to 10.4GT/s, Support CPU TDP 45-205W
Key Applications	<ul style="list-style-type: none"> Industrial Server Surveillance DCR Flash Array Server Data Acquisitions Video and Music Production 	<ul style="list-style-type: none"> Cloud and Virtualization needs Business Critical Applications Compute Intensive Storage Environments Database Processing & Storage Application and data serving Hosting & Application delivery
Outstanding Features	<ul style="list-style-type: none"> Up to 11 PCI-E 3.0 slots 8x Hot-swap 3.5" HDD Bays and 2x 5.25" Drive Bays 2 SATA DOMs Support with Embedded Power Redundant (1+1) 980W Platinum level 94+% 	<ul style="list-style-type: none"> optional support 2x NVMe fixed drives 1x M.2 support by default 16 DIMM sockets 2 SATA DOM support with embedded power Super Quiet 1280W Redundant Power high-efficiency Platinum Level (94% typical efficiency) Cost optimized <p>-TR: 2 Gigabit Ethernet Ports -TRT: 2x 10GBase-T Ports</p>
Serverboard	SUPER● X11DPX-T	-TR: SUPER● X11DPi-N -TRT: SUPER● X11DPi-NT
Chipset	Intel® C621 chipset	-TR: Intel® C621 chipset -TRT: Intel® C622 chipset
System Memory (Max.)*	Up to 2TB Registered ECC, DDR4-2666MHz in 16 DIMM slots	Up to 2TB ECC RDIMM/LRDIMM, DDR4-2666MHz in 16 DIMM slots
Expansion Slots	2 PCI-E 3.0 x16 Slots (2x HSSI for CPU1/2 SKL+FPGA) 8 PCI-E 3.0 x8 Slots (6x opened slots, 2 x16 slots support by mux) 1 PCI-E 3.0 x4 in x8 slot	Supports total 6x full height add-on cards in 4x PCI-E 3.0 x16, 2x PCI-E 3.0 x8 slots
Onboard Storage Controller	Intel® C621 SATA3 (6Gb/s) controller	-TR: Intel® C621 controller for 8 SATA3 (6Gbps) ports; RAID 0,1,5,10 -TRT: Intel® C622 controller for 8 SATA3 (6Gbps) ports; RAID 0,1,5,10
Connectivity	Dual 10G baseT LAN(X550-AT2)	-TR: Dual LAN RJ45 ports with Intel® X722 Gigabit Ethernet Controller; 1x Dedicated IPMI LAN RJ45 port -TRT: Dual LAN RJ45 ports with Intel® X722 10G Based-T Ethernet Controller; 1x Dedicated IPMI LAN RJ45 port 2x 10GBase-T Ports
VGA/Audio	1 VGA, Aspeed AST2500	Aspeed AST2500
Management	Intel® Node Manager IPMI2.0 KVM with dedicated LAN SPM SUM SuperDoctor® 5	Intel® Node Manager; IPMI2.0; KVM with dedicated LAN; SPM; SSM; SUM; SuperDoctor® 5; Watchdog;
Drive Bays	8x 3.5" hot-swap and 2x 5.25" drive bay	8x 3.5" hot-swap SATA3 drive bay
Peripheral Bays	1x slim DVD-ROM drive bay and 1x FDD bay	USB Support: Rear: 2x3.0 + 2x2.0, Front 2x2.0 front, 1x Type A, optional 1x 5.25" DVD-ROM drive and 2x NVMe fixed drives
Power Supply	Redundant 2 Qty. PWS-982P-TR	2x Super Quiet 1280W Redundant Power Supply modules, high-efficiency Platinum Level (94% typical efficiency),
Cooling System	3x middle fans & 1x rear exhaust fan	2x 80mm PWM Rear Chassis Fans; 3x 80mm high-performance fan; Adjustable Air Shroud with Enhanced cooling design
Form Factor	3U Chassis; Enclosure: 437 x 132 x 648mm (17.2" x 5.2" x 25.5")	2U Rackmount Standard Barebone Mainstream Server; Enclosure: 178 x 452 x 648mm (7" x 17.8" x 25.5") Package: 423 x 178 x 648mm (16.65" x 7" x 25.5")

* Please check with your Supermicro sales representative and website for compatibility and configuration details



1U Ultra

10 NVMe, 2.5" Drives



1U Ultra

10 SAS3 Drive Bays, Expander



MODEL	SYS-1028U-TN10RT+	SYS-1028U-E1CR4+
Processor Support	Dual Intel® Xeon® Processor E5-2600 v4/v3 product families supported; QPI up to 9.6GT/s	Dual Intel® Xeon® Processor E5-2600 v4/v3 product families supported; QPI up to 9.6GT/s
Key Applications	<ul style="list-style-type: none"> Virtualization Cloud Computing High End Enterprise Server 	<ul style="list-style-type: none"> Virtualization Cloud Computing High End Enterprise Server
Outstanding Features	<ul style="list-style-type: none"> 10 NVMe SSDs Support 160W CPU support 24 DIMM slots 3 PCI-E Add-on cards 1000W Titanium Level Power Supply 2 SATA DOMs Support with Embedded Power 	<ul style="list-style-type: none"> Flexible LAN options Expander Backplane 24 DIMM slots 4 PCI-E Add-on cards 10x 2.5" SAS/SATA drive bays 160W CPU support Platinum Level Power Supply 2 SATA DOM support with embedded power
Serverboard	SUPER● X10DRU-i+	SUPER● X10DRU-i+
Chipset	Intel® C612 Chipset	Intel® C612 Chipset
System Memory (Max.)*	Up to 3TB ECC 3DS LRDIMM or RDIMM DDR4-2400MHz in 24 DIMM slots	Up to 3TB ECC 3DS LRDIMM or RDIMM DDR4-2400MHz in 24 DIMM slots
Expansion Slots	3 PCI-E 3.0 x 8 (2 FH, 10.5"L, LP)	2 PCI-E 3.0 x 16 (FH, 10.5"L); 2 PCI-E 3.0 x 8 (1 LP, 1 Internal LP)
Onboard Storage Controller	Intel® C612 controller for 10 SATA3 (6Gbps) ports; RAID 0,1,5,10	One of the following storage Add-on cards required: AOC-S3108-H8iR-16DD (SAS3 HW RAID 16HDD) AOC-S3108-H8iR (SAS3 HW RAID) AOC-S3008L-L8i (SAS3 SW RAID) AOC-S3008L-L8e (SAS3 HBA)
Connectivity	2 10Gbase-T Ethernet 5 USB 3.0 ports (2 Rear, 2 Front, 1 Type A) 1 Serial Port	4 Gigabit Ethernet; 5 USB 3.0 ports (2 rear, 2 front, 1 Type A); 1 Serial Port
VGA/Audio	AST2400 VGA	AST2400 VGA
Management	IPMI 2.0 + KVM with dedicated LAN, Intel® Node Manager, SUM, SPM, SSM, SuperDoctor® 5, Watchdog	IPMI 2.0 + KVM with dedicated LAN, Intel® Node Manager, SUM, SPM, SSM, SuperDoctor® 5, Watchdog
Drive Bays	10 Hot-Swappable 2.5" NVMe SSD Drive bays Support and 4 NVMe/SAS3/SATA3 Hybrid Ports (SATA3/SAS3 optional)	10 hot-swap 2.5" drive bays support via Expander
Peripheral Bays	N/A	N/A
Power Supply	1000W Titanium Level Power Supply	750W Platinum Level Power Supply
Cooling System	8 Heavy Duty fans w/ Optimal Fan Speed Control, 1 Air Shroud	4 heavy duty fans w/ Optimal Fan Speed Control, 1 Air Shroud
Form Factor	1U Rackmount 437 x 43 x 706.8mm (17.2" x 1.7" x 27.82")	1U Rackmount 437 x 43 x 707mm (17.2" x 1.7" x 27.82")

* Please check with your Supermicro sales representative and website for compatibility and configuration details



1U Ultra

10 SAS3 Drive Bays, Expander



1U Ultra

2 NVMe, 3TB DDR4



MODEL	SYS-1028U-E1CRTP+	SYS-1028U-TNR4T+ SYS-1028U-TNRT+ SYS-1028U-TNRTP+
Processor Support	Dual Intel® Xeon® Processor E5-2600 v4/v3 product families supported; QPI up to 9.6GT/s	Dual Intel® Xeon® Processor E5-2600 v4/v3 product families supported; QPI up to 9.6GT/s
Key Applications	<ul style="list-style-type: none"> Virtualization Cloud Computing High End Enterprise Server 	<ul style="list-style-type: none"> Virtualization Cloud Computing High End Enterprise Server
Outstanding Features	<ul style="list-style-type: none"> 2 port 10G SFP+ and 2 port 1GBase-T connectivity Expander Backplane 24 DIMM slots 4 PCI-E Add-on cards 10x 2.5" SAS/SATA drive bays 160W CPU support Platinum Level Power Supply 2 SATA DOM support with embedded power 	<ul style="list-style-type: none"> Flexible LAN options Redundant power supplies 24 DIMM slots 4 PCI-E Add-on cards 2 NVMe/SATA3 hybrid ports Optional 8 SAS3 ports via AOC 160W CPU support Platinum Level Power Supply 2 SATADOM
Serverboard	SUPER® X10DRU-i+	SUPER® X10DRU-i+
Chipset	Intel® C612 Chipset	Intel® C612 Chipset
System Memory (Max.)*	Up to 3TB ECC 3DS LRDIMM or RDIMM DDR4-2400MHz in 24 DIMM slots	Up to 3TB ECC 3DS LRDIMM or RDIMM DDR4-2400MHz in 24 DIMM slots
Expansion Slots	2 PCI-E 3.0 x 16 (FH, 10.5"L); 2 PCI-E 3.0 x 8 (1 LP, 1 Internal LP)	2 PCI-E 3.0 x 16 (FH, 10.5"L); 2 PCI-E 3.0 x 8 (1 LP, 1 Internal LP)
Onboard Storage Controller	One of the following storage Add-on cards required: AOC-S3108-H8iR-16DD (SAS3 HW RAID 16HDD) AOC-S3108-H8iR (SAS3 HW RAID) AOC-S3008L-L8i (SAS3 SW RAID) AOC-S3008L-L8e (SAS3 HBA)	Intel® C612 controller for 10 SATA3 (6Gbps) ports; RAID 0,1,5,10
Connectivity	2 10G SFP+; 2 Gigabit Ethernet; 5 USB 3.0 ports (2 rear, 2 front, 1 Type A); 1 Serial Port	<ul style="list-style-type: none"> 5 USB 3.0 ports (2 rear, 2 front, 1 Type A); 1 Serial Port -TNR4T+: 4 10GBase-T ports; -TNRT+: 2 10Gbase-T Ethernet -TNRTP+: 2 10G SFP+ ports
VGA/Audio	AST2400 VGA	AST2400 VGA
Management	IPMI 2.0 + KVM with dedicated LAN, Intel® Node Manager, SUM, SPM, SSM, SuperDoctor® 5, Watchdog	IPMI 2.0 + KVM with dedicated LAN, Intel® Node Manager, SUM, SPM, SSM, SuperDoctor® 5, Watchdog
Drive Bays	10 hot-swap 2.5" drive bays support via Expander	10 hot-swap 2.5" drive bays support: Default 8 SATA3 ports and 2 NVMe/SATA3 hybrid ports
Peripheral Bays	N/A	N/A
Power Supply	750W Platinum Level Power Supply	750W Platinum Level Power Supply
Cooling System	4 heavy duty fans w/ Optimal Fan Speed Control, 1 Air Shroud	5 heavy duty fans w/ Optimal Fan Speed Control, 1 Air Shroud
Form Factor	1U Rackmount 437 x 43 x 707mm (17.2" x 1.7" x 27.82")	1U Rackmount 437 x 43 x 706.8mm (17.2" x 1.7" x 27.82")

* Please check with your Supermicro sales representative and website for compatibility and configuration details



1U Ultra

3TB DDR4



1U Ultra

3TB DDR4



MODEL	SYS-1028U-TR4+ SYS-1028U-TRT+	SYS-1028U-TR4T+
Processor Support	Dual Intel® Xeon® Processor E5-2600 v4/v3 product families supported; QPI up to 9.6GT/s	Dual Intel® Xeon® Processor E5-2600 v4/v3 product families supported; QPI up to 9.6GT/s
Key Applications	<ul style="list-style-type: none"> Virtualization Cloud Computing High End Enterprise Server 	<ul style="list-style-type: none"> Virtualization Cloud Computing High End Enterprise Server
Outstanding Features	<ul style="list-style-type: none"> Flexible LAN options 24 DIMM slots 4 PCI-E Add-on cards SAS3 support 160W CPU support Platinum Level Power Supply 2 SATA DOM support with embedded power 	<ul style="list-style-type: none"> Flexible LAN options 24 DIMM slots 4 PCI-E Add-on cards SAS3 support 160W CPU support Platinum Level Power Supply 2 SATA DOM support with embedded power
Serverboard	SUPER● X10DRU-i+	SUPER● X10DRU-i+
Chipset	Intel® C612 Chipset	Intel® C612 Chipset
System Memory (Max.)*	Up to 3TB ECC 3DS LRDIMM or RDIMM DDR4-2400MHz in 24 DIMM slots	Up to 3TB ECC 3DS LRDIMM or RDIMM DDR4-2400MHz in 24 DIMM slots
Expansion Slots	2 PCI-E 3.0 x 16 (FH, 10.5"L); 2 PCI-E 3.0 x 8 (1 LP, 1 Internal LP)	2 PCI-E 3.0 x 16 (FH, 10.5"L); 2 PCI-E 3.0 x 8 (1 LP, 1 Internal LP)
Onboard Storage Controller	Intel® C612 controller for 10 SATA3 (6Gbps) ports; RAID 0,1,5,10	Intel® C612 controller for 10 SATA3 (6 Gbps) ports; RAID 0,1,5,10
Connectivity	<ul style="list-style-type: none"> 5 USB 3.0 ports (2 rear, 2 front, 1 Type A); 1 Serial Port -TR4+: 4 GbE ports; -TRT+: 2 10Gbese-T ports; 	4 10Gbese-T ports; 5 USB 3.0 ports (2 rear, 2 front, 1 Type A); 1 Serial Port
VGA/Audio	AST2400 VGA	AST2400 VGA
Management	IPMI 2.0 + KVM with dedicated LAN, Intel® Node Manager, SUM, SPM, SSM, SuperDoctor® 5, Watchdog	IPMI 2.0 + KVM with dedicated LAN, Intel® Node Manager, SUM, SPM, SSM, SuperDoctor® 5, Watchdog
Drive Bays	10 hot-swap 2.5" drive bays support Default 10 SATA3 ports, Optional 8 SAS3 ports	10 hot-swap 2.5" drive bays support Default 10 SATA3 ports, Optional 8 SAS3 ports
Peripheral Bays	N/A	N/A
Power Supply	750W Platinum Level Power Supply	750W Platinum Level Power Supply
Cooling System	4 heavy duty fans w/ Optimal Fan Speed Control, 1 Air Shroud	4 heavy duty fans w/ Optimal Fan Speed Control, 1 Air Shroud
Form Factor	1U Rackmount 437 x 43 x 706.8mm (17.2" x 1.7" x 27.82")	1U Rackmount 437 x 43 x 706.8mm (17.2" x 1.7" x 27.82")

* Please check with your Supermicro sales representative and website for compatibility and configuration details



MODEL	SYS-6018U-TR4+ SYS-6018U-TRT+	SYS-6018U-TR4T+ SYS-6018U-TRTP+
Processor Support	Dual Intel® Xeon® Processor E5-2600 v4/v3 product families supported; QPI up to 9.6GT/s	Dual Intel® Xeon® Processor E5-2600 v4/v3 product families supported; QPI up to 9.6GT/s
Key Applications	<ul style="list-style-type: none"> Virtualization Cloud Computing High End Enterprise Server 	<ul style="list-style-type: none"> Virtualization Cloud Computing High End Enterprise Server
Outstanding Features	<ul style="list-style-type: none"> Flexible LAN options 24 DIMM slots 4 PCI-E Add-on cards SAS3 support 160W CPU support Platinum Level Power Supply 2 SATA DOM support with embedded power 	<ul style="list-style-type: none"> Flexible LAN options 24 DIMM slots 4 PCI-E Add-on cards SAS3 support 160W CPU support Platinum Level Power Supply 2 SATA DOM support with embedded power
Serverboard	SUPER® X10DRU-i+	SUPER® X10DRU-i+
Chipset	Intel® C612 Chipset	Intel® C612 Chipset
System Memory (Max.)*	Up to 3TB ECC 3DS LRDIMM or RDIMM DDR4-2400MHz in 24 DIMM slots	Up to 3TB ECC 3DS LRDIMM or RDIMM DDR4-2400MHz in 24 DIMM slots
Expansion Slots	2 PCI-E 3.0 x 16 (FH, 10.5"L); 2 PCI-E 3.0 x 8 (1 LP, 1 Internal LP)	2 PCI-E 3.0 x 16 (FH, 10.5"L); 2 PCI-E 3.0 x 8 (1 LP, 1 Internal LP)
Onboard Storage Controller	Intel® C612 controller for 10 SATA3 (6 Gbps) ports; RAID 0,1,5,10	Intel® C612 controller for 10 SATA3 (6 Gbps) ports; RAID 0,1,5,10
Connectivity	-TR4+: 4 GbE ports; -TRT+: 2 10Gbase-T ports; 5 USB 3.0 ports (2 rear, 2 onboard header, 1 Type A); 1 Serial Port	-TR4T+: 4 10Gbase-T ports; -TRTP+: 2 10G SFP+ ports 5 USB 3.0 ports (2 rear, 2 onboard header, 1 Type A); 1 Serial Port
VGA/Audio	AST2400 VGA	AST2400 VGA
Management	IPMI 2.0 + KVM with dedicated LAN, Intel® Node Manager, SUM, SPM, SSM, SuperDoctor® 5, Watchdog	IPMI 2.0 + KVM with dedicated LAN, Intel® Node Manager, SUM, SPM, SSM, SuperDoctor® 5, Watchdog
Drive Bays	4 hot-swap 3.5" drive bays support	4 hot-swap 3.5" drive bays support
Peripheral Bays	Optional 1 slim DVD-ROM drive	Optional 1 slim DVD-ROM drive
Power Supply	750W Platinum Level Power Supply	750W Platinum Level Power Supply
Cooling System	4 heavy duty fans w/ Optimal Fan Speed Control, 1 Air Shroud	4 heavy duty fans w/ Optimal Fan Speed Control, 1 Air Shroud
Form Factor	1U Rackmount 437 x 43 x 737.1mm (17.2" x 1.7" x 29.02")	1U Rackmount 437 x 43 x 737.1mm (17.2" x 1.7" x 29.02")

* Please check with your Supermicro sales representative and website for compatibility and configuration details



2U Ultra

24 NVMe, 2.5" Drives



2U Ultra

2.5" Drives, NVMe, Expander



MODEL	SYS-2028U-TN24RT+	SYS-2028U-E1CNRT+ SYS-2028U-E1CNR4T+
Processor Support	Dual Intel® Xeon® Processor E5-2600 v4/v3 product families supported; QPI up to 9.6GT/s	Dual Intel® Xeon® Processor E5-2600 v4/v3 product families supported; QPI up to 9.6GT/s
Key Applications	<ul style="list-style-type: none"> Virtualization Cloud Computing High End Enterprise Server All Flash Storage 	<ul style="list-style-type: none"> Virtualization Cloud Computing High End Enterprise Server Hyperconverge Storage Database Processing & Storage
Outstanding Features	<ul style="list-style-type: none"> 24-port NVMe SSD Support 26x 2.5" hot-swap drive bays 24 DIMM sockets 160W CPU support Titanium Level Power Supply 2 SATA DOM support with embedded power 	<ul style="list-style-type: none"> 24 DIMM slots 24x 2.5" hot-swap drive bays 4-port NVMe SSD Support 160W CPU support Titanium Level power supply 2 SATA DOM support with embedded power
Serverboard	SUPER X10DRU-i+	SUPER X10DRU-i+
Chipset	Intel® C612 Chipset	Intel® C612 Chipset
System Memory (Max.)*	Up to 3TB ECC 3DS LRDIMM or RDIMM DDR4-2400MHz in 24 DIMM slots	Up to 3TB ECC 3DS LRDIMM or RDIMM DDR4-2400MHz in 24 DIMM slots
Expansion Slots	2 PCI-E 3.0 x16 (2 FH, 10.5"L) 1 PCI-E 3.0 x8 (LP)	-E1CNRT+: 7 PCI-E 3.0 x8 (5 FH, 10.5"L, 1 Internal LP) -E1CNR4T+: 6 PCI-E 3.0 x8 (4 FH, 10.5"L, 1 Internal LP)
Onboard Storage Controller	Intel® C612 controller for 10 SATA3 (6 Gbps) ports; RAID 0,1,5,10	One of the following storage Add-on cards required: AOC-S3108-H8iR-16DD (SAS3 HW RAID 16HDD) AOC-S3108-H8iR (SAS3 HW RAID) AOC-S3008L-L8i (SAS3 SW RAID) AOC-S3008L-L8e (SAS3 HBA)
Connectivity	2 10Gbase-T Ethernet; 5 USB 3.0 ports (2 rear, 2 onboard header, 1 Type A); 1 Serial Port	-E1CNRT+: 2 10Gbase-T ports; -E1CNR4T+: 4 10Gbase-T ports
VGA/Audio	AST2400 VGA	AST2400 VGA
Management	IPMI 2.0 + KVM with dedicated LAN, Intel® Node Manager, SUM, SPM, SSM, SuperDoctor® 5, Watchdog	IPMI 2.0 + KVM with dedicated LAN, Intel® Node Manager, SUM, SPM, SSM, SuperDoctor® 5, Watchdog
Drive Bays	26 hot-swap 2.5" drive bays support; 20 NVMe ports (12 NVMe from CPU1, 8 NVMe from CPU2) 4 NVMe/SAS3 hybrid ports (4 NVMe from CPU2, SAS3 support with optional storage controller card)	24x hot-swap 2.5" drive bays support; 4 NVMe SAS3 hybrid ports 20 SAS3 drive ports
Peripheral Bays	N/A	N/A
Power Supply	1600W Titanium Level (96%+) Power Supply	Redundant 1000W Titanium Level (96%+) Power Supply
Cooling System	4 heavy duty fans w/ Optimal Fan Speed Control, 1 Air Shroud	4 heavy duty fans w/ Optimal Fan Speed Control, 1 Air Shroud
Form Factor	2U Rackmount 437 x 89 x 705.3mm (17.2" x 3.5" x 27.76")	2U Rackmount 437 x 89 x 705.3mm (17.2" x 3.5" x 27.76")

* Please check with your Supermicro sales representative and website for compatibility and configuration details



2U Ultra

3.5" Drives, NVMe, Expander



2U Ultra

2.5" Drives, NVMe, Titanium Level Power




2U Ultra

3.5" Drives, NVMe, Titanium Level Power



MODEL	SYS-6028U-E1CNR4T+ SYS-6028U-E1CNR4T+	SYS-2028U-TNR4T+ SYS-2028U-TNR4T+	SYS-6028U-TNR4T+ SYS-6028U-TNR4T+
Processor Support	Dual Intel® Xeon® Processor E5-2600 v4/v3 product families supported; QPI up to 9.6GT/s	Dual Intel® Xeon® Processor E5-2600 v4/v3 product families supported; QPI up to 9.6GT/s	Dual Intel® Xeon® Processor E5-2600 v4/v3 product families supported; QPI up to 9.6GT/s
Key Applications	<ul style="list-style-type: none"> Virtualization Cloud Computing High End Enterprise Server 	<ul style="list-style-type: none"> Virtualization Cloud Computing High End Enterprise Server 	<ul style="list-style-type: none"> Virtualization Cloud Computing High End Enterprise Server
Outstanding Features	<ul style="list-style-type: none"> 24 DIMM slots 12x 3.5" hot-swap drive bays 4-port NVMe SSD Support 160W CPU support Titanium Level power supply 2 SATA DOM support with embedded power 	<ul style="list-style-type: none"> 24 DIMM slots 24x 2.5" hot-swap drive bays 4-port NVMe SSD Support 160W CPU support Titanium Level Power Supply 2 SATA DOM support with embedded power 	<ul style="list-style-type: none"> Flexible LAN options 24 DIMM slots 12x 3.5" hot-swap drive bays 4-port NVMe SSD Support 160W CPU support Titanium Level Power Supply 2 SATA DOM support with embedded power
Serverboard	SUPER® X10DRU-i+	SUPER® X10DRU-i+	SUPER® X10DRU-i+
Chipset	Intel® C612 Chipset	Intel® C612 Chipset	Intel® C612 Chipset
System Memory (Max.)*	Up to 3TB ECC 3DS LRDIMM or RDIMM DDR4-2400MHz in 24 DIMM slots	Up to 3TB ECC 3DS LRDIMM or RDIMM DDR4-2400MHz in 24 DIMM slots	Up to 3TB ECC 3DS LRDIMM or RDIMM DDR4-2400MHz in 24 DIMM slots
Expansion Slots	-E1CNR4T+: 7 PCI-E 3.0 x8 (5 FH, 10.5"L, 1 LP, 1 Internal LP) -E1CNR4T+: 6 PCI-E 3.0 x8 (4 FH, 10.5"L, 1 LP, 1 Internal LP)	-TNR4T+: 7 PCI-E 3.0 x8 (5 FH, 10.5"L, 1 LP, 1 Internal LP) -TNR4T+: 6 PCI-E 3.0 x8 (4 FH, 10.5"L, 1 LP, 1 Internal LP)	TNR4T+: 7 PCI-E 3.0 x8 (5 FH, 10.5"L, 1 LP, 1 Internal LP) TNR4T+: 6 PCI-E 3.0 x8 (4 FH, 10.5"L, 1 LP, 1 Internal LP)
Onboard Storage Controller	One of the following storage Add-on cards required: AOC-S3108-H8iR-16DD (SAS3 HW RAID 16HDD) AOC-S3108-H8iR (SAS3 HW RAID) AOC-S3008L-L8i (SAS3 SW RAID) AOC-S3008L-L8e (SAS3 HBA)	Intel® C612 controller for 10 SATA3 (6 Gbps) ports; RAID 0,1,5,10	Intel® C612 controller for 10 SATA3 (6 Gbps) ports; RAID 0,1,5,10
Connectivity	-E1CNR4T+: 2 10Gbase-T ports; -E1CNR4T+: 4 10Gbase-T ports	-TNR4T+: 2 10Gbase-T ports; -TNR4T+: 4 10Gbase-T ports; 5 USB 3.0 ports (2 rear, 2 onboard header, 1 Type A); 1 Serial Port	-TNR4T+: 2 10Gbase-T Ethernet -TNR4T+: 4 10Gbase-T Ethernet 5 USB 3.0 ports (2 rear, 2 onboard header, 1 Type A); 1 Serial Port
VGA/Audio	AST2400 VGA	AST2400 VGA	AST2400 VGA
Management	IPMI 2.0 + KVM with dedicated LAN, Intel® Node Manager, SUM, SPM, SSM, SuperDoctor® 5, Watchdog	IPMI 2.0 + KVM with dedicated LAN, Intel® Node Manager, SUM, SPM, SSM, SuperDoctor® 5, Watchdog	IPMI 2.0 + KVM with dedicated LAN, Intel® Node Manager, SUM, SPM, SSM, SuperDoctor® 5, Watchdog
Drive Bays	12x hot-swap 3.5" drive bays support; 4 NVMe SAS3 hybrid ports 8 SAS3 drive ports	24 hot-swap 2.5" drive support; 8 SATA3 + 4 NVMe; Optional 24 SAS3 drive support via AOCs	12 hot-swap 3.5" drive bays support; 8 SATA3 + 4 NVMe; Optional 12 SAS3 drive support via AOCs
Peripheral Bays	N/A	N/A	N/A
Power Supply	1000W Titanium Level (96%+) Power Supply	1000W Titanium Level (96%+) Power Supply	1000W Titanium Level (96%+) Power Supply
Cooling System	4 heavy duty fans w/ Optimal Fan Speed Control, 1 Air Shroud	4 heavy duty fans w/ Optimal Fan Speed Control, 1 Air Shroud	4 heavy duty fans w/ Optimal Fan Speed Control, 1 Air Shroud
Form Factor	2U Rackmount 437 x 89 x 723.3mm (17.2" x 3.5" x 28.46")	2U Rackmount 437 x 89 x 705.3mm (17.2" x 3.5" x 27.76")	2U Rackmount 437 x 89 x 723.3mm (17.2" x 3.5" x 28.46")

* Please check with your Supermicro sales representative and website for compatibility and configuration details



MODEL	SYS-2028U-TR4/TRT/TR4T/TRTP	SYS-6028U-TR4/TRT/TR4T/TRTP
Processor Support	Dual Intel® Xeon® Processor E5-2600 v4/v3 product families supported; QPI up to 9.6GT/s	Dual Intel® Xeon® Processor E5-2600 v4/v3 product families supported; QPI up to 9.6GT/s
Key Applications	<ul style="list-style-type: none"> Virtualization Cloud Computing High End Enterprise Server 	<ul style="list-style-type: none"> Virtualization Cloud Computing High End Enterprise Server
Outstanding Features	<ul style="list-style-type: none"> Flexible LAN options 24 DIMM slots 8 PCI-E Add-on cards 24x 2.5" SAS3 hot-swap drive bays supported 160W CPU support 1000W Titanium Level (96%+) Power Supply 2 SATA DOM support with embedded power 	<ul style="list-style-type: none"> Flexible LAN options 24 DIMM slots 8 PCI-E Add-on cards 24x 2.5" SAS3 hot-swap drive bays supported 160W CPU support 1000W Titanium Level (96%+) Power Supply 2 SATA DOM support with embedded power
Serverboard	SUPER● X10DRU-i+	SUPER● X10DRU-i+
Chipset	Intel® C612 Chipset	Intel® C612 Chipset
System Memory (Max.)*	Up to 3TB ECC 3DS LRDIMM or RDIMM DDR4-2400MHz in 24 DIMM slots	Up to 3TB ECC 3DS LRDIMM or RDIMM DDR4-2400MHz in 24 DIMM slots
Expansion Slots	1 PCI-E 3.0 x 16 (FH, 10.5"L) -TR4+/TRT+/TRTP+: 7 PCI-E 3.0 x 8 (5 FH, 10.5"L, 1 LP, 1 Internal LP) -TR4T+: 6 PCI-E 3.0 x 8 (4 FH, 10.5"L, 1 LP, 1 Internal LP)	1 PCI-E 3.0 x 16 (FH, 10.5"L) -TR4+/TRT+/TRTP+: 7 PCI-E 3.0 x 8 (5 FH, 10.5"L, 1 LP, 1 Internal LP) -TR4T+: 6 PCI-E 3.0 x 8 (4 FH, 10.5"L, 1 LP, 1 Internal LP)
Onboard Storage Controller	Intel® C612 controller for 10 SATA3 (6 Gbps) ports; RAID 0,1,5,10	Intel® C612 controller for 10 SATA3 (6 Gbps) ports; RAID 0,1,5,10
Connectivity	<ul style="list-style-type: none"> 5 USB 3.0 ports (2 rear, 2 onboard header, 1 Type A); 1 Serial Port -TR4+: 4 GbE ports; -TRT+: 2 10Gbase-T ports; -TR4T+: 4 10Gbase-T ports; -TRTP+: 2 10G SFP+ ports 	<ul style="list-style-type: none"> 5 USB 3.0 ports (2 rear, 2 onboard header, 1 Type A); 1 Serial Port -TR4+: 4 GbE ports; -TRT+: 2 10Gbase-T ports; -TR4T+: 4 10Gbase-T ports; -TRTP+: 2 10G SFP+ ports
VGA/Audio	AST2400 VGA	AST2400 VGA
Management	IPMI 2.0 + KVM with dedicated LAN, Intel® Node Manager, SUM, SPM, SSM, SuperDoctor® 5, Watchdog	IPMI 2.0 + KVM with dedicated LAN, Intel® Node Manager, SUM, SPM, SSM, SuperDoctor® 5, Watchdog
Drive Bays	24 hot-swap 2.5" drive bays support; Default 10 SATA3 ports, Optional 24 SAS3 ports via AOCs	12 hot-swap 3.5" drive bays support; Default 10 SATA3 ports, Optional 12 SAS3 ports via AOCs
Peripheral Bays	N/A	N/A
Power Supply	1000W Titanium Level (96%+) Power Supply	1000W Titanium Level (96%+) Power Supply
Cooling System	4 heavy duty fans w/ Optimal Fan Speed Control, 1 Air Shroud	4 heavy duty fans w/ Optimal Fan Speed Control, 1 Air Shroud
Form Factor	2U Rackmount 437 x 89 x 705.3mm (17.2" x 3.5" x 27.76")	2U Rackmount 437 x 89 x 723.3mm (17.2" x 3.5" x 28.46")

* Please check with your Supermicro sales representative and website for compatibility and configuration details



Data Center Optimized



Data Center Optimized

Data Center Optimized
Onboard Dual SFP+


MODEL	SYS-6018R-MD (shown) SYS-6018R-MDR	SYS-6018R-TD	SYS-6018R-TDTP/TDTPR (shown)
Processor Support	Dual Intel® Xeon® Processor E5-2600 v4/v3 product families supported; QPI up to 9.6GT/s	Dual Intel® Xeon® Processor E5-2600 v4/v3 product families supported; QPI up to 9.6GT/s	Dual Intel® Xeon® Processor E5-2600 v4/v3 product families supported; QPI up to 9.6GT/s
Key Applications	<ul style="list-style-type: none"> Data Center Cloud and Virtualization needs Hosting & Application delivery Simulation & Automation 	<ul style="list-style-type: none"> Data Center Cloud and Virtualization needs Hosting & Application delivery Database Processing & Storage Simulation & Automation 	<ul style="list-style-type: none"> Data Center Cloud and Virtualization needs Hosting & Application delivery Database Processing & Storage Simulation & Automation
Outstanding Features	<ul style="list-style-type: none"> 500W Platinum Level high-efficiency power supply; or Redundant 400W Gold Level high-efficiency power supplies IPMI 2.0 + KVM with Dedicated LAN Cost Effective 	<ul style="list-style-type: none"> 480W Platinum Level high-efficiency power supply IPMI 2.0 + KVM with Dedicated LAN Cost Effective 	<ul style="list-style-type: none"> 600W Platinum Level High-Efficiency Power Supply; or 500W Redundant Platinum Level IPMI 2.0 + KVM with Dedicated LAN 2x 10G SFP+ onboard
Serverboard	SUPER● X10DRD-L	SUPER● X10DRD-L	SUPER● X10DRD-LTP
Chipset	Intel® C612 Chipset	Intel® C612 Chipset	Intel® C612 Chipset
System Memory (Max.)*	Up to 1TB ECC 3DS LRDIMM or RDIMM DDR4-2400MHz in 8 DIMM slots	Up to 1TB ECC 3DS LRDIMM or RDIMM DDR4-2400MHz in 8 DIMM slots	Up to 1TB ECC 3DS LRDIMM or RDIMM DDR4-2400MHz in 8 DIMM slots
Expansion Slots	1 PCI-E 3.0 x8 (Full-Height, Half-Length)	1 PCI-E 3.0 x8 (Full-Height, Half-Length)	1 PCI-E 3.0 x8 (Full-Height, Half-Length)
Onboard Storage Controller	Intel® C612 controller for 4 SATA3 (6Gbps) ports; RAID 0,1	Intel® C612 controller for 6 SATA3 (6Gbps) ports; RAID 0,1,5,10	Intel® C612 controller for 6 SATA3 (6Gbps) ports; RAID 0,1,5,10
Connectivity	Dual LAN with Intel® i350 Gigabit Ethernet controller	Dual LAN with Intel® i350 Gigabit Ethernet controller	Dual LAN with Intel® 82599ES 10 Gigabit Ethernet w/ SFP+
VGA/Audio	AST2400 VGA	AST2400 VGA	AST2400 VGA
Management	IPMI 2.0 + KVM with dedicated LAN, Intel® Node Manager, SUM, SPM, SSM, SuperDoctor® 5, Watchdog	IPMI 2.0 + KVM with dedicated LAN, Intel® Node Manager, SUM, SPM, SSM, SuperDoctor® 5, Watchdog	IPMI 2.0 + KVM with dedicated LAN, Intel® Node Manager, SUM, SPM, SSM, SuperDoctor® 5, Watchdog
Drive Bays	-MD: 2x 2.5" or 1x 3.5" fixed SATA drive bays with bracket -MDR: 2x 2.5" fixed SATA drive bays with bracket	4x 3.5" hot-swap SATA HDD drive bays	4x 3.5" hot-swap SATA HDD drive bays
Peripheral Bays	N/A	1 slim DVD-ROM drive (optional)	1 slim DVD-ROM drive (optional)
Power Supply	-MD: 500W Platinum Level high-efficiency power supply -MDR: Redundant 400W Gold Level high-efficiency power supplies	480W Platinum Level high-efficiency power supply	-TDTP: 600W Platinum Level high-efficiency power supply -TDTPR: 500W Redundant Platinum Level high-efficiency power supplies
Cooling System	5x 4cm heavy duty counter-rotating fans with optimal fan speed control	2x blower + 1x 4cm fans with optimal fan speed control	5x 4cm heavy duty counter-rotating fans with optimal fan speed control
Form Factor	1U Rackmount 437 x 43 x 429mm (17.2" x 1.7" x 16.9")	1U Rackmount 437 x 43 x 650mm (17.2" x 1.7" x 25.6")	1U Rackmount 437 x 43 x 650mm (17.2" x 1.7" x 25.6")

* Please check with your Supermicro sales representative and website for compatibility and configuration details

Data Center Optimized

Data Center Optimized

Data Center Optimized



MODEL	SYS-6018R-TD8	SYS-6018R-TDW	SYS-1028R-TDW
Processor Support	Dual Intel® Xeon® Processor E5-2600 v4/v3 product families supported; QPI up to 9.6GT/s	Dual Intel® Xeon® Processor E5-2600 v4/v3 product families supported; QPI up to 9.6GT/s	Dual Intel® Xeon® Processor E5-2600 v4/v3 product families supported; QPI up to 9.6GT/s
Key Applications	<ul style="list-style-type: none"> Data Center Cloud and Virtualization needs Hosting & Application delivery Database Processing & Storage Simulation & Automation 	<ul style="list-style-type: none"> Data Center Cloud and Virtualization needs Hosting & Application delivery Database Processing & Storage Simulation & Automation 	<ul style="list-style-type: none"> Data Center Cloud and Virtualization needs Hosting & Application delivery Database Processing & Storage Simulation & Automation
Outstanding Features	<ul style="list-style-type: none"> 650W Platinum Level high-efficiency power supply IPMI 2.0 + KVM with Dedicated LAN 16 DIMM DDR4-2133MHz Up to 3 add-on cards 8x 3.5" & 2x 2.5" Fixed SATA Drives 	<ul style="list-style-type: none"> 600W Platinum Level high-efficiency power supply IPMI 2.0 + KVM with Dedicated LAN 16 DIMM DDR4-2133MHz Up to 3 add-on cards 	<ul style="list-style-type: none"> 600W Platinum Level high-efficiency power supply IPMI 2.0 + KVM with Dedicated LAN 16 DIMM DDR4-2133MHz Up to 3 add-on cards
Serverboard	SUPER● X10DDW-i	SUPER● X10DDW-i	SUPER● X10DDW-i
Chipset	Intel® C612 Chipset	Intel® C612 Chipset	Intel® C612 Chipset
System Memory (Max.)*	Up to 2TB ECC 3DS LRDIMM or RDIMM DDR4-2400MHz in 16 DIMM slots	Up to 2TB ECC 3DS LRDIMM or RDIMM DDR4-2400MHz in 16 DIMM slots	Up to 2TB ECC 3DS LRDIMM or RDIMM DDR4-2400MHz in 16 DIMM slots
Expansion Slots	2 PCI-E 3.0 x16 (Full-Height, Half-Length) 1 PCI-E 3.0 (LP)	2 PCI-E 3.0 x16 (Full-Height, Half-Length) 1 PCI-E 3.0 (LP) 1 slot for SAS controller mezzanine card	2 PCI-E 3.0 x16 (Full-Height, Half-Length) 1 PCI-E 3.0 (LP) 1 slot for SAS controller mezzanine card
Onboard Storage Controller	Intel® C612 controller for 10 SATA3 (6Gbps) ports; RAID 0,1,5,10	Intel® C612 controller for 4 SATA3 (6Gbps) Ports; RAID 0,1,5,10	Intel® C612 controller for 8 SATA3 (6Gbps) Ports; RAID 0,1,5,10
Connectivity	Dual LAN with Intel® i350 Gigabit Ethernet controller	Dual LAN with Intel® i350 Gigabit Ethernet controller	Dual LAN with Intel® i350 Gigabit Ethernet controller
VGA/Audio	AST2400 VGA	AST2400 VGA	AST2400 VGA
Management	IPMI 2.0 + KVM with dedicated LAN, Intel® Node Manager, SUM, SPM, SSM, SuperDoctor® 5, Watchdog	IPMI 2.0 + KVM with dedicated LAN, Intel® Node Manager, SUM, SPM, SSM, SuperDoctor® 5, Watchdog	IPMI 2.0 + KVM with dedicated LAN, Intel® Node Manager, SUM, SPM, SSM, SuperDoctor® 5, Watchdog
Drive Bays	8x 3.5" & 2x 2.5" Fixed SATA drive bays	4x 3.5" hot-swap SATA HDD drive bays	8x 2.5" hot-swap SATA HDD drive bays
Peripheral Bays	N/A	1 slim DVD-ROM drive (optional)	1 slim DVD-ROM drive (optional)
Power Supply	650W Platinum Level high-efficiency power supply	600W Platinum Level high-efficiency power supply	600W Platinum Level high-efficiency power supply
Cooling System	6x 4cm heavy duty counter-rotating fans with optimal fan speed control	5x 4cm heavy duty counter-rotating fans with optimal fan speed control	5x 4cm heavy duty counter-rotating fans with optimal fan speed control
Form Factor	1U Rackmount 437 x 43 x 813mm (17.2" x 1.7" x 32")	1U Rackmount 437 x 43 x 650mm (17.2" x 1.7" x 25.6")	1U Rackmount 437 x 43 x 597mm (17.2" x 1.7" x 23.5")

* Please check with your Supermicro sales representative and website for compatibility and configuration details



W10

NVMe Optimized



W10

Short-Depth 16.9"
Compact




MODEL	SYS-1028R-WTNR SYS-1028R-WTNR-T	SYS-1028R-WMR SYS-1028R-WMRT
Processor Support	Dual Intel® Xeon® Processor E5-2600 v4/v3 product families supported; QPI up to 9.6GT/s	Dual Intel® Xeon® Processor E5-2600 v4/v3 product families supported; QPI up to 9.6GT/s; up to 145W TDP
Key Applications	<ul style="list-style-type: none"> Enterprise Performance Native NVMe Cost-effective Storage optimized 8 SATA3 ports and 2 NVMe/SATA3 hybrid ports High-density, Enterprise Performance, Cost-effective 16 DIMM slots 	<ul style="list-style-type: none"> File/Print Server Application and data serving Clone of Server Clustering Business Critical Applications
Outstanding Features	<ul style="list-style-type: none"> 700W/750W Platinum Level high-efficiency power supply IPMI 2.0 + KVM with Dedicated LAN 16 DIMM slots Up to 2 add-on cards 	<ul style="list-style-type: none"> Supports up to 2x AOCs Short-Depth 16.9"
Serverboard	-WTNR: SUPER X10DRW-N -WTNR-T: SUPER X10DRW-N-T	-WMR: SUPER X10DRW-E -WMRT: SUPER X10DRW-E-T
Chipset	Intel® C612 Chipset	Intel® C612 Chipset
System Memory (Max.)*	Up to 2TB ECC 3DS LRDIMM or RDIMM DDR4-2400MHz in 16 DIMM slots	Up to 2TB ECC 3DS LRDIMM or RDIMM DDR4-2400MHz in 16 DIMM slots
Expansion Slots	2 PCI-E 3.0 x16 full-height, half-length slots	2 PCI-E 3.0 x16 full-height, half-length slots
Onboard Storage Controller	Intel® C612 controller for 10 SATA3 (6 Gbps) ports; RAID 0,1,5,10	Intel® C612 controller for 10 SATA3 (6 Gbps) ports; RAID 0,1,5,10
Connectivity	-WTNR: Dual LAN with Intel® Ethernet Controller i350-AM2 -WTNR-T: Dual LAN with Intel® X540 10GBase-T Ethernet Controller;	-WMR: 2x RJ45 Gigabit Ethernet LAN ports 1x RJ45 Dedicated IPMI LAN port -WMRT: Dual LAN with Intel® X540 10GBase-T Ethernet Controller;
VGA/Audio	AST2400 VGA	AST2400 VGA
Management	IPMI 2.0 + KVM with dedicated LAN, Intel® Node Manager, SUM, SPM, SSM, SuperDoctor® 5, Watchdog	IPMI 2.0 + KVM with dedicated LAN, Intel® Node Manager, SUM, SPM, SSM, SuperDoctor® 5, Watchdog
Drive Bays	8 SATA3 ports and 2 NVMe/SATA3 hybrid ports	2x 2.5" fixed with bracket
Peripheral Bays	N/A	N/A
Power Supply	700W/750W redundant Platinum Level (PWS-706) or Gold Level (PWS-704) high-efficiency power supplies	400W Redundant Gold Level power supplies
Cooling System	5x 4cm heavy duty counter-rotating fans with optimal fan speed control	4x 40x56mm PWM fan; ; 2x fans for AOC cooling
Form Factor	1U Rackmount 437 x 43 x 630mm (17.2" x 1.7" x 24.8")	1U Rackmount 437 x 43 x 429mm (17.2" x 1.7" x 16.9")

* Please check with your Supermicro sales representative and website for compatibility and configuration details



W10 1U
12Gbps SAS 3.0 HW RAID
Optional NVMe



W10 1U
10 SATA3 2.5"



W10 1U



MODEL	SYS-1028R-WC1R(T)	SYS-1028R-WTR(T)	SYS-6018R-WTR(T)
Processor Support	Dual Intel® Xeon® Processor E5-2600 v4/v3 product families supported; QPI up to 9.6GT/s	Dual Intel® Xeon® Processor E5-2600 v4/v3 product families supported; QPI up to 9.6GT/s	Dual Intel® Xeon® Processor E5-2600 v4/v3 product families supported; QPI up to 9.6GT/s
Key Applications	<ul style="list-style-type: none"> Downloads e-Business Email Server Enterprise Server Web Server 	<ul style="list-style-type: none"> Hosting Cloud & Virtualization VDI Unified Communications 	<ul style="list-style-type: none"> Hosting Cloud & Virtualization VDI Unified Communications
Outstanding Features	<ul style="list-style-type: none"> 2 SATA DOM support with built-in power SAS 3.0 (12Gbps) support 16 DIMM slots Up to 2 add-on cards Redundant 700W/750W Platinum Level high efficiency power supplies Optional two 2.5" NVMe drives support 	<ul style="list-style-type: none"> 2 SATA DOM support with built-in power 16 DIMM slots Up to 2 add-on cards Redundant 700W/750W Platinum Level high efficiency power supplies 10x SATA3 ports 	<ul style="list-style-type: none"> 2 SATA DOM support with built-in power 2x 10GBase-T Ports Redundant 700W/750W Platinum Level high efficiency power supplies 16 DIMM slots Up to 2 add-on cards
Serverboard	-WC1R: SUPER● X10DRW-i -WC1RT: SUPER● X10DRW-iT	-WTR: SUPER● X10DRW-i -WTRT: SUPER● X10DRW-iT	-WTR: SUPER● X10DRW-i -WTRT: SUPER● X10DRW-iT
Chipset	Intel® C612 Chipset	Intel® C612 chipset	Intel® C612 chipset
System Memory (Max.)*	Up to 2TB ECC 3DS LRDIMM or RDIMM DDR4-2400MHz in 16 DIMM slots	Up to 2TB ECC 3DS LRDIMM or RDIMM DDR4-2400MHz in 16 DIMM slots	Up to 2TB ECC 3DS LRDIMM or RDIMM DDR4-2400MHz in 16 DIMM slots
Expansion Slots	2 PCI-E 3.0 x16 (FHHL)	2 PCI-E 3.0 x16 (FHHL) 1 PCI-E 3.0 x8 Mezzanine for HBA cards	2 PCI-E 3.0 x16 (FHHL) 1 PCI-E 3.0 x8 Mezzanine for HBA cards
Onboard Storage Controller	SAS3 Broadcom® 3108 (12Gbps) HW RAID controller for 8 SAS3 (12Gbps) ports; RAID 0,1,5,6,10,50,60; 2GB DDR3 Cache; C612 controller for 2 SATA3 (6Gbps) ports; RAID 0,1	Intel® C612 controller for 10 SATA3 (6 Gbps) ports; RAID 0,1,5,10	Intel® C612 controller for 4 SATA3 (6 Gbps) ports; RAID 0,1,5,10
Connectivity	-WC1R: Dual LAN with Intel® i350 Gigabit Ethernet Controllers -WC1RT: Dual 10Gb Ethernet LAN with Intel® X540 and 10GBase-T Connector	-WTR: Dual LAN with Intel® i350 Gigabit Ethernet Controllers -WTRT: Dual 10Gb Ethernet LAN with Intel® X540 and 10GBase-T Connector	-WTR: Dual LAN with Intel® i350 Gigabit Ethernet Controllers -WTRT: Dual 10Gb Ethernet LAN with Intel® X540 and 10GBase-T Connector
VGA/Audio	AST2400 VGA	AST2400 VGA	AST2400 VGA
Management	IPMI 2.0 + KVM with dedicated LAN, Intel® Node Manager, SUM, SPM, SSM, SuperDoctor® 5, Watchdog	IPMI 2.0 + KVM with dedicated LAN, Intel® Node Manager, SUM, SPM, SSM, SuperDoctor® 5, Watchdog	IPMI 2.0 + KVM with dedicated LAN, Intel® Node Manager, SUM, SPM, SSM, SuperDoctor® 5, Watchdog
Drive Bays	8x 2.5" hot-swap SAS/SATA + 2x 2.5" SATA/NVMe drive bays	10x 2.5" hot-swap SAS/SATA drive bays	4x 3.5" hot-swap SAS/SATA drive bays
Peripheral Bays	N/A	N/A	1 slim DVD-ROM drive (optional)
Power Supply	Redundant 700W/750W Platinum Level high-efficiency power supplies with I ² C & PMBus	Redundant 700W/750W Platinum Level high-efficiency power supplies with I ² C & PMBus	Redundant 700W/750W Platinum Level high-efficiency power supplies with I ² C & PMBus
Cooling System	5x 4cm heavy duty counter-rotating fans with air shroud with optimal fan speed control	5x 4cm heavy duty counter-rotating fans with air shroud with optimal fan speed control	5x 4cm heavy duty counter-rotating fans with air shroud with optimal fan speed control
Form Factor	1U Rackmount 437 x 43 x 597mm (17.2" x 1.7" x 23.5")	1U Rackmount 437 x 43 x 597mm (17.2" x 1.7" x 23.5")	1U Rackmount 437 x 43 x 650mm (17.2" x 1.7" x 25.6")

* Please check with your Supermicro sales representative and website for compatibility and configuration details



Short Depth SAS3



Short Depth, 10GbE, SAS3 Redundant Power Supplies



Short Depth DDR4 8x DIMMs



MODEL	SYS-1028R-MCT	SYS-1028R-MCTR	SYS-6018R-MT SYS-6018R-MTR
Processor Support	Dual Intel® Xeon® Processor E5-2600 v4/v3 product families supported; QPI up to 9.6GT/s	Dual Intel® Xeon® Processor E5-2600 v4/v3 product families supported; QPI up to 9.6GT/s	Dual Intel® Xeon® Processor E5-2600 v4/v3 product families supported; QPI up to 9.6GT/s
Key Applications	<ul style="list-style-type: none"> Data Center Web Server Enterprise Server Managed Hosting 	<ul style="list-style-type: none"> Data Center Web Server Enterprise Server Managed Hosting 	<ul style="list-style-type: none"> Data Center Web Server Enterprise Server Managed Hosting
Outstanding Features	<ul style="list-style-type: none"> IPMI 2.0 + KVM with dedicated LAN 600W Platinum Level high-efficiency power supply Short-Depth 2x 10GBase-T Ports Broadcom® 3108 controller for 8 SAS3 (12Gbps) hot-swappable drives 	<ul style="list-style-type: none"> IPMI 2.0 + KVM with dedicated LAN Redundant 600W Platinum Level high-efficiency power supplies Short-Depth 2x 10GBase-T Ports Broadcom® 3108 controller for 8 SAS3 (12Gbps) hot-swappable drives 	<ul style="list-style-type: none"> 400W Redundant Gold Level high-efficiency power supplies IPMI 2.0 + KVM with dedicated LAN Short-Depth
Serverboard	SUPER● X10DRL-CT	SUPER● X10DRL-CT	SUPER● X10DRL-i
Chipset	Intel® C612 Chipset	Intel® C612 Chipset	Intel® C612 Chipset
System Memory (Max.)*	Up to 1TB ECC 3DS LRDIMM or RDIMM DDR4-2400MHz in 8 DIMM slots	Up to 1TB ECC 3DS LRDIMM or RDIMM DDR4-2400MHz in 8 DIMM slots	Up to 1TB ECC 3DS LRDIMM or RDIMM DDR4-2400MHz in 8 DIMM slots
Expansion Slots	1 PCI-E 3.0 x8	1 PCI-E 3.0 x8	1 PCI-E 3.0 x8
Onboard Storage Controller	Broadcom® 3108 HW with 2G Cache controller for 8 SAS3 (12Gbps) ports; RAID 0,1,5,6,10,50,60; Intel® C612 controller for 6 SATA3 (6Gbps) ports; RAID 0,1,5,10	Broadcom® 3108 HW with 2G Cache controller for 8 SAS3 (12Gbps) ports; RAID 0,1,5,6,10,50,60; Intel® C612 controller for 6 SATA3 (6Gbps) ports; RAID 0,1,5,10	Intel® C612 controller for 4 SATA3 (6Gbps) ports; RAID 0,1,5,10
Connectivity	Dual LAN with Intel® Ethernet Controller I210; Dual LAN with Intel® X540 10GBase-T Ethernet Controller	Dual LAN with Intel® Ethernet Controller I210; Dual LAN with Intel® X540 10GBase-T Ethernet Controller	Dual Intel® i210 single port Gigabit Ethernet LAN
VGA/Audio	AST2400 VGA	AST2400 VGA	AST2400 VGA
Management	IPMI 2.0 + KVM with dedicated LAN, Intel® Node Manager, SUM, SPM, SSM, SuperDoctor® 5, Watchdog	IPMI 2.0 + KVM with dedicated LAN, Intel® Node Manager, SUM, SPM, SSM, SuperDoctor® 5, Watchdog	IPMI 2.0 + KVM with dedicated LAN, Intel® Node Manager, SUM, SPM, SSM, SuperDoctor® 5, Watchdog
Drive Bays	8x 2.5" hot-swap SATA/SAS drive bays	8x 2.5" hot-swap SATA/SAS drive bays	4x 3.5" hot-swap SATA drive bays
Peripheral Bays	1 slim DVD-ROM drive (optional)	1 slim DVD-ROM drive (optional)	1 slim DVD-ROM drive (optional)
Power Supply	600W Platinum Level high-efficiency power supply	Redundant 600W Platinum Level high-efficiency power supplies	-MT: 480W Platinum Level high-efficiency power supply ; -MTR: Redundant 400W Gold Level high-efficiency power supplies
Cooling System	4x 4cm high performance PWM fans with optimal fan speed control	4x 4cm high performance PWM fans with optimal fan speed control	4x 4cm heavy duty counter-rotating fans with optimal fan speed control
Form Factor	1U Rackmount 437 x 43 x 503mm (17.2" x 1.7" x 19.8")	1U Rackmount 437 x 43 x 503mm (17.2" x 1.7" x 19.8")	1U Rackmount 437 x 43 x 503mm (17.2" x 1.7" x 19.8")

* Please check with your Supermicro sales representative and website for compatibility and configuration details

WIO

Mainstream UP



MODEL	SYS-1019S-WR	SYS-5019P-M/MR
Processor Support	Intel® Xeon® processor E3-1200 v6/v5, 6th Gen. Intel® Core™ i3 processor, Intel® Pentium® Processor, Intel® Celeron® Processor product families supported	Intel Xeon processor scalable family (Platinum, Gold, Silver, Bronze) up to 165W and 24 Cores
Key Applications	<ul style="list-style-type: none"> Appliance Server Embedded Applications 	<ul style="list-style-type: none"> Web Hosting, VM Compact Network Appliance
Outstanding Features	<ul style="list-style-type: none"> Max. I/O solution 1 x4, and 2 x8 or 1 x16 optional expansion slots Support 1 double width GPU card (option) Quick Release Rail M.2 PCI-E 3.0 x4 support 2260 	
Serverboard	SUPER● X11SSW-F	SUPER● X11SPM-F
Chipset	Intel® C236 chipset	Intel® C621 chipset
System Memory (Max.)*	Up to 64GB Unbuffered ECC, DDR4-2133MHz in 4 DIMM slots	DDR4 -2666MHz, ECC, Up to 192GB RDIMM, 384GB LRDIMM, 768GB LRDIMM 3DS
Expansion Slots	1 PCI-E 3.0 x16 or 2 x8 Left Riser Slot; 1 PCI-E 3.0 x4 (in x8 slot)	1XPCI-E 3.0X16(FH.HL)
Onboard Storage Controller	Intel® C236 controller for 6 SATA3 (6 Gbps) ports; RAID 0,1,5,10	Intel® C621 controller for 12 SATA3 (6 Gbps) ports; RAID 0,1,5,10;
Connectivity	Dual LAN with Intel® Ethernet Controller I210-AT	Dual LAN with 1GbE with Marvell® 88E1512;
VGA/Audio	1 Aspeed AST2400 BMC	1 VGA
Management	Intel® Node Manager; IPMI2.0; NMI; SPM; SSM; SUM; SuperDoctor® 5; Watchdog	Intel® Node Manager; IPMI2.0; KVM with dedicated LAN; NMI; SPM; SUM; SuperDoctor® 5; Watchdog;
Drive Bays	Internal 2x 2.5" SATA	4x 3.5" hot-swap SAS/SATA
Peripheral Bays	N/A	-M: 1x Slim DVD-ROM Drive -MR: 1x Slim DVD-ROM Drive 1x USB + COM port tray
Power Supply	400W Platinum Level 1U Redundant Power Supplies with PMbus	-M: 350W Platinum Power supply -MR: 400W Redundant Platinum Power supply
Cooling System	4x 40x56mm PWM fan; 2x fans for AOC cooling	4x 40x28mm PWM fan; 2x 40x28mm PWM fan;
Form Factor	1U Rackmount 437 x 43 x 429mm (17.2" x 1.7" x 16.9")	1U 17.2" (437mm) x 1.7" (43mm) x 19.85" (503mm); Enclosure: 437 x 43 x 503mm (17.2" x 1.7" x 19.8") Package: 610 x 216 x 749mm (24" x 8.5" x 29.5") Gross Weight: 30lbs (13.61kg) Net Weight: 18lbs (8.16kg)

* Please check with your Supermicro sales representative and website for compatibility and configuration details

Mainstream UP

Mainstream UP



MODEL	SYS-5019S-L	SYS-5019S-ML
Processor Support	Intel® Xeon® processor E3-1200 v6/v5, 6th Gen. Intel® Core™ i3 processor, Intel® Celeron® processor, Intel® Pentium® processor product families, Socket H4 (LGA 1151) supported	Intel® Xeon® processor E3-1200 v6/v5, 6th Gen. Intel® Core™ i3 processor, Intel® Celeron® processor, Intel® Pentium® processor product families, Socket H4 (LGA 1151) supported
Key Applications	<ul style="list-style-type: none"> Low Power, Low Cost Applications 	<ul style="list-style-type: none"> Entry level, Cost effective
Outstanding Features	<ul style="list-style-type: none"> Supports Low Power CPU Compact Form Factor Less than 12 inches depth 1x PCI-E 3.0 x8 expansion slot Up to 1x internal 3.5", 2x 2.5" drives (option) 	<ul style="list-style-type: none"> Support Intel® VHD (with selected CPU) and NM M.2 mini-PCI-E connector: Support 2280 Compact, less than 15 inches depth Up to 2x internal 3.5", 3x 2.5" drives (option)
Serverboard	SUPER● X11SSL-F	SUPER● X11SSH-F
Chipset	Intel® C232 Express chipset	Intel® C236 Express chipset
System Memory (Max.)*	Up to 4x ECC UDIMM slots, up to 64GB DDR4-2133MHz	Up to 4x ECC UDIMM slots, up to 64GB DDR4-2133MHz
Expansion Slots	1x PCI-E 3.0 x8 expansion slot	1x PCI-E 3.0 x8 add-on card slot
Onboard Storage Controller	Intel® C232 Express chipset	Intel® C236 Express chipset
Connectivity	2x USB 2.0, USB 3.0, VGA, Serial	USB 3.0, 2x USB 2.0, VGA, Serial
VGA/Audio	Integrated video from Aspeed BMC	Integrated VGA from Aspeed BMC
Management	Built-in Aspeed BMC with IPMI 2.0, KVM, and more	IPMI 2.0 + KVM with dedicated LAN, SuperDoctor® 5, Watchdog
Drive Bays	Up to 1x internal 3.5", 2x 2.5" drives (option)	Up to 2x internal 3.5"; 3x 2.5" drives (option)
Peripheral Bays	N/A	1x slim DVD-ROM drive bay
Power Supply	200W high-efficiency power supply	350W high-efficiency power supply
Cooling System	2x 4cm chassis internal fan	2x 4cm chassis internal fan
Form Factor	1U rackmount 437 x 43 x 287mm (17.2" x 1.7" x 11.3")	1U Rackmount 437 x 43 x 366mm (17.2" x 1.7" x 14.4")

* Please check with your Supermicro sales representative and website for compatibility and configuration details



MODEL	SYS-5019S-M	SYS-5019S-MR	SYS-5019S-MN4
Processor Support	Intel® Xeon® processor E3-1200 v6/v5, 6th Gen. Intel® Core™ i3 processor, Intel® Celeron® processor, Intel® Pentium® processor product families, Socket H4 (LGA 1151) supported	Intel® Xeon® processor E3-1200 v6/v5, 6th Gen. Intel® Core™ i3 processor, Intel® Celeron® processor, Intel® Pentium® processor product families, Socket H4 (LGA 1151) supported	Intel® Xeon® processor E3-1200 v6/v5, 6th Gen. Intel® Core™ i3 processor, Intel® Celeron® processor, Intel® Pentium® processor product families, Socket H4 (LGA 1151) supported
Key Applications	<ul style="list-style-type: none"> High Flexibility, VM, Communication File/Print, Web Hosting 	<ul style="list-style-type: none"> HA, File/Print Server Web Hosting, VM 	<ul style="list-style-type: none"> General purpose, SMB, Web Hosting Domain Controller, File/Print Front USB 3.0 ports Quick Release Rails
Outstanding Features	<ul style="list-style-type: none"> M.2 mini-PCI-E support 2280 form factor Up to 4 hot-swap 3.5" drives Front USB 3.0 ports Quick Release Rails 1x PCI-E 3.0 x8 (x16) expansion slot SuperDOM support (SATA DOM support) 2x GbE port, 1x dedicated IPMI port 	<ul style="list-style-type: none"> M.2 PCI-E support 2280 form factor Supermicro Battery Back Up (BBP™) option Support Intel® VHD (with selected CPU) and NM Redundant 400W high-efficiency power Up to 4 hot-swap 3.5" drives Internal fixed drive options 2x GbE port, 1x dedicated IPMI port Front USB 3.0 ports Quick Release Rails 	<ul style="list-style-type: none"> M.2 mini-PCI-E support 2280 Support Intel® VHD (with selected CPU) and NM SATA DOM support 4x GbE LAN ports
Serverboard	SUPER® X11SSH-F	SUPER® X11SSH-F	SUPER® X11SSH-LN4F
Chipset	Intel® C236 Express chipset	Intel® C236 Express chipset	Intel® C236 Express chipset
System Memory (Max.)*	Up to 4x ECC UDIMM slots, up to 64GB DDR4-2133MHz	Up to 4x ECC UDIMM slots, up to 64GB DDR4-2133MHz	Up to 4x ECC UDIMM slots, up to 64GB DDR4-2133MHz
Expansion Slots	1x PCI-E 3.0 x8 (in x16)	1x PCI-E 3.0 x8 (in x16)	1x PCI-E 3.0 x8 (in x16)
Onboard Storage Controller	Intel® C236 Express chipset	Intel® C236 Express chipset	Intel® C236 Express chipset
Connectivity	2x USB 3.0 (front/rear), USB 2.0, VGA, Serial	2x USB 3.0 (front/rear), USB 2.0, VGA, Serial	Quad LAN with Intel® Ethernet Controller i210-AT; 2x USB 3.0 (front/rear), USB 2.0, VGA, Serial
VGA/Audio	Integrated VGA from Aspeed BMC	Integrated video from Aspeed BMC	Integrated video from Aspeed BMC
Management	IPMI 2.0 + KVM with dedicated LAN, SuperDoctor® 5, Watchdog	Built-in Aspeed BMC with IPMI 2.0, KVM, and more	Built-in Aspeed BMC with IPMI 2.0, KVM, and more
Drive Bays	4x 3.5" Hot-swap SATA3 bays w/ RAID	4x 3.5" Hot-swap SATA3 bays w/ RAID	4x 3.5" Hot-swap SATA3 bays w/ RAID
Peripheral Bays	1x slim DVD-ROM drive bay	1x slim DVD-ROM drive bay	1x slim DVD-ROM drive bay
Power Supply	350W high-efficiency power supply	Redundant 400W high-efficiency power Supermicro Battery Back Up (BBP™) option	350W high-efficiency power supply
Cooling System	4x 4cm chassis internal fan	4x 4cm chassis internal fan	4x 4cm chassis internal fan
Form Factor	1U Rackmount 437 x 43 x 503mm (17.2" x 1.7" x 19.8")	1U Rackmount 437 x 43 x 503mm (17.2" x 1.7" x 19.8")	1U Rackmount 437 x 43 x 503mm (17.2" x 1.7" x 19.8")

* Please check with your Supermicro sales representative and website for compatibility and configuration details

Mainstream UP

Mainstream UP

Mainstream UP



MODEL	SYS-5019S-WR	SYS-5019S-MT	SYS-1019S-MCOT
Processor Support	Intel® Xeon® processor E3-1200 v6/v5, 6th Gen. Intel® Core™ i3 processor, Intel® Celeron® processor, Intel® Pentium® processor product families, Socket H4 (LGA 1151) supported	Intel® Xeon® processor E3-1200 v6/v5, 6th Gen. Intel® Core™ i3 processor, Intel® Celeron® processor, Intel® Pentium® processor product families, Socket H4 (LGA 1151) supported	Intel® Xeon® processor E3-1200 v6/v5, 6th Gen. Intel® Core™ i3 processor, Intel® Celeron® processor, Intel® Pentium® processor product families, Socket H4 (LGA 1151) supported
Key Applications	<ul style="list-style-type: none"> • HA, High flexibility, VM, Communication 	<ul style="list-style-type: none"> • Storage HN, VM, Hosting Server • Compact File Server 	<ul style="list-style-type: none"> • Storage HN, VM, Hosting Server • Compact File Server
Outstanding Features	<ul style="list-style-type: none"> • Quick Release Rails • 2x PCI-E 3.0 x8, 1x PCI-E 3.0 x4 (x8) add-on card slot • M.2 mini-PCI-E connector (PCI-E 3.0 x2) • 2x PCI-E 3.0 x8 (or 1x16) and 1 x8 (x4 signal) add-on card slots • 1+1 Redundant 500W high-efficiency power • Up to 4 hot-swap 3.5" drives 	<ul style="list-style-type: none"> • 2x 10G Base-T LAN ports • Intel® Node Management • Up to 4x hot-swap 3.5" SATA3 drives • Optional slim optical drive or fixed internal • 1x PCI-E add-on card slot • Front USB 3.0 ports • Quick Release Rails • M.2 PCI-E x4 support 2260 	<ul style="list-style-type: none"> • 2x 10G GbE port • Quick Release Rails • Intel Node Management
Serverboard	SUPER® X11SSW-F	SUPER® X11SSH-TF	SUPER® X11SSH-CTF
Chipset	Intel® C236 Express chipset	Intel® C236 Express Chipset	Intel® C236 Express chipset
System Memory (Max.)*	Up to 4x ECC UDIMM slots, up to 64GB DDR4-2133MHz	Up to 4x ECC UDIMM slots, up to 64GB DDR4-2133MHz	Up to 4x ECC/non-ECC UDIMM slots, up to 64GB DDR4-2400MHz
Expansion Slots	2x PCI-E 3.0 x8 1x PCI-E 3.0 x4 (x8) add-on card slot	1x PCI-E 3.0 x8 (in x16) add-on card slot	1x PCI-E 3.0 x8 (in x16) add-on card slot
Onboard Storage Controller	Intel® C236 Express chipset	Intel® C236 Express Chipset	Intel® C236 Express chipset Avago/Broadcom® 3008 SAS3 built-in
Connectivity	USB 2.0, USB 3.0, VGA, Serial	2x USB 2.0, USB 3.0(front/rear), VGA, Serial	2x USB 2.0, USB 3.0, VGA, Serial
VGA/Audio	Integrated VGA from Aspeed BMC	Integrated video from Aspeed BMC	Integrated video from Aspeed BMC
Management	IPMI 2.0 + KVM with dedicated LAN, SuperDoctor® 5, Watchdog	Built-in Aspeed BMC with IPMI 2.0, KVM, and more	Built-in Aspeed BMC with IPMI 2.0, KVM, and more
Drive Bays	Up to 4 hot-swap 3.5" drives	Up to 4x hot-swap 3.5" SATA3 drives	Up to 8x hot-swap 2.5" HDD
Peripheral Bays	1x slim DVD-ROM drive bay	330W high-efficiency power supply	N/A
Power Supply	350W high-efficiency power supply	350W high-efficiency power supply	Single 330W high-efficiency power supply
Cooling System	4x 4cm chassis internal fan	4x 4cm chassis internal fan	null, 3x 4cm chassis internal fan
Form Factor	1U Rackmount 437 x 43 x 650mm (17.2" x 1.7" x 25.6")	1U Rackmount 437 x 43 x 503mm (17.2" x 1.7" x 19.8")	1U rackmount 1.7" x 17.2" x 19.98"; Enclosure: 437 x 43 x 507mm (17.2" x 1.7" x 19.98")

*Please check with your Supermicro sales representative and website for compatibility and configuration details



MODEL	SYS-5018R-WR	SYS-1018R-WCOR
Processor Support	Single Intel® Xeon® Processor E5-2600 v4/v3 product families supported; QPI up to 9.6GT/s	Single Intel® Xeon® Processor E5-2600 v4/v3 product families supported
Key Applications	<ul style="list-style-type: none"> Data Center Data Deduplication & Replication Database Processing & Storage DataCenter Applications Engineering Design FireWall Applications 	<ul style="list-style-type: none"> DataCenter Applications Security Server Appliance Video Server Virtualization Server Web Server
Outstanding Features	<ul style="list-style-type: none"> Hot-swap 4x SATA3 drive bays 2 PCI-E x16 3.0 slots 1 PCI-E x8 slot 2 Gigabit Ethernet Ports Up to 3 add-on cards 	<ul style="list-style-type: none"> Hot-swap 8x SAS3 + 2x SATA3 drive bays 2 PCI-E x16 3.0 slots 1 PCI-E x8 slot 2 Gigabit Ethernet Ports Up to 3 add-on cards
Serverboard	SUPER® X10SRW-F	SUPER® X10SRW-F
Chipset	Intel® C612 Chipset	Intel® C612 Chipset
System Memory (Max.)*	Up to 1TB ECC 3DS LRDIMM or RDIMM DDR4-2400MHz in 8 DIMM slots	Up to 1TB ECC 3DS LRDIMM or RDIMM DDR4-2400MHz in 8 DIMM slots
Expansion Slots	2 PCI-E 3.0 x16, 1 PCI-E 3.0 x8 LP (Total 3 add-on card slots)	2 PCI-E 3.0 x16, 1 PCI-E 3.0 x8 (Total 3 add-on card slots)
Onboard Storage Controller	Intel® C612 controller for 4 SATA3 (6Gbps) ports; RAID 0,1,10	Intel® C612 controller for 10 SATA3 (6Gbps) ports; RAID 0,1,10; RSTe 4.0
Connectivity	2x GbE port, 2x USB 2.0, USB 3.0, VGA, Serial	2x GbE port, 2x USB 2.0, USB 3.0, VGA, Serial
VGA/Audio	AST2400 VGA	AST2400 VGA
Management	IPMI 2.0 + KVM with dedicated LAN, Intel® Node Manager, SUM, SPM, SSM, SuperDoctor® 5, Watchdog	IPMI 2.0 + KVM with dedicated LAN, Intel® Node Manager, SUM, SPM, SSM, SuperDoctor® 5, Watchdog
Drive Bays	4x SATA3 hot-swap drive bays (w/ RAID option)	8x SATA3 (SAS3 option) + 2x SATA3 hot-swap drive bays (w/ RAID option)
Peripheral Bays	Optional slim optical device bay, optional FDD/USB bay	N/A
Power Supply	Redundant 500W Platinum Level high-efficiency power supplies	Redundant 750W Platinum Level high-efficiency power supplies
Cooling System	4x counter-rotating 40mm fans	6x counter-rotating 40mm fans
Form Factor	1U Rackmount 437 x 43 x 597mm (17.2" x 1.7" x 23.5")	1U Rackmount 437 x 43 x 597mm (17.2" x 1.7" x 23.5")

* Please check with your Supermicro sales representative and website for compatibility and configuration details



UP,
Cost-Effective
Redundant / Non-Redundant Options



UP,
Cost-Effective
Redundant / Non-Redundant Options



MODEL	SYS-5018R-M	SYS-5018R-MR
Processor Support	Single Intel® Xeon® Processor E5-2600 v4/v3 product families supported; QPI up to 9.6GT/s	Single Intel® Xeon® Processor E5-2600 v4/v3 product families supported; QPI up to 9.6GT/s
Key Applications	<ul style="list-style-type: none"> • DataCenter Applications • Server Appliance • Mainstream Server Usage • Mission-Critical 	<ul style="list-style-type: none"> • DataCenter Applications • Server Appliance • Mainstream Server Usage • Mission-Critical
Outstanding Features	<ul style="list-style-type: none"> • 350W high-efficiency power supply • Short-depth (19.8"D) 	<ul style="list-style-type: none"> • Redundant 400W high-efficiency power supplies w/ BBP™ module support • Short-depth (19.8"D)
Serverboard	SUPER● X10SRI-F	SUPER● X10SRI-F
Chipset	Intel® C612 chipset	Intel® C612 chipset
System Memory (Max.)*	Up to 1TB ECC 3DS LRDIMM or RDIMM DDR4-2400MHz in 8 DIMM slots	Up to 1TB ECC 3DS LRDIMM or RDIMM DDR4-2400MHz in 8 DIMM slots
Expansion Slots	1 x16 PCI-E 3.0 slot	1 x16 PCI-E 3.0 slot
Onboard Storage Controller	Intel® C612 controller for 4 SATA3 (6Gbps) ports; RAID 0,1,10	Intel® C612 controller for 4 SATA3 (6Gbps) ports; RAID 0,1,10
Connectivity	4x USB 2.0 (front/rear), USB 3.0, VGA, Serial	4x USB 2.0 (front/rear), USB 3.0, VGA, Serial
VGA/Audio	AST2400 VGA	AST2400 VGA
Management	IPMI 2.0 + KVM with dedicated LAN, Intel® Node Manager, SUM, SPM, SSM, SuperDoctor® 5, Watchdog	IPMI 2.0 + KVM with dedicated LAN, Intel® Node Manager, SUM, SPM, SSM, SuperDoctor® 5, Watchdog
Drive Bays	4x 3.5" hot-swap SATA3 bays	4x 3.5" hot-swap SATA3 bays
Peripheral Bays	Optional slim optical device bay, optional FDD/USB bay	Optional slim optical device bay, optional FDD/USB bay
Power Supply	350W high-efficiency power supply	Redundant 400W high-efficiency power supplies with optional BBP™ module support
Cooling System	4x 40mm mid-fan	4x 40mm mid-fan
Form Factor	Short-depth 1U Rackmount 437 x 43 x 503mm (17.2" x 1.7" x 19.8")	Short-depth 1U Rackmount 437 x 43 x 503mm (17.2" x 1.7" x 19.8")

*Please check with your Supermicro sales representative and website for compatibility and configuration details



Mainstream

High-Connectivity with Quad LAN



Mainstream

Reliable Performance UP



Mainstream

Cost-Effective Compact Server Appliance UP



MODEL	SYS-5018D-MTLN4F	SYS-5018D-MTRF SYS-5018D-MTF	SYS-5018D-MF
Processor Support	Single Intel® Xeon® Processor E3-1200 v3, 4th gen. Intel® Core™ i3 Processor, Intel® Pentium® Processor, Intel® Celeron® Processor product families; Single socket H3 (LGA 1150) supported	Single Intel® Xeon® Processor E3-1200 v3, 4th gen. Intel® Core™ i3 Processor, Intel® Pentium® Processor, Intel® Celeron® Processor product families; Single socket H3 (LGA 1150) supported	Single Intel® Xeon® Processor E3-1200 v3, 4th gen. Intel® Core™ i3 Processor, Intel® Pentium® Processor, Intel® Celeron® Processor product families; Single socket H3 (LGA 1150) supported
Key Applications	<ul style="list-style-type: none"> Data Center HPC Enterprise Server Compute Intensive Storage Environments 	<ul style="list-style-type: none"> Data Center HPC Enterprise Server Compute Intensive Storage Environments 	<ul style="list-style-type: none"> Automation, Cloud and Virtualization needs, Cloud Computing, Corporate Database, Corporate - WINS, DNS, Print, Login, Data Center, Data Farm, Data Warehouse, Database Processing & Storage, Disk Backup & Recovery, Downloads e-Business, Email Server, Embedded Applications, Engineering Design, Hosting & Application delivery Industrial Automation & Control, Instrumentation, Large Database
Outstanding Features	<ul style="list-style-type: none"> 350W Gold Level high-efficiency power supply 4x 3.5" SATA drives Four 3.5" SAS/SATA drive bays IPMI 2.0 + KVM with dedicated LAN Optimized for server appliance Quad Gigabit Ethernet LAN SATA 3.0 (6Gbps) support 	<ul style="list-style-type: none"> 400W Redundant high-efficiency power supply w/ optional BBP® module (-MTRF) 4x 3.5" SATA drives Four 3.5" SAS/SATA drive bays IPMI 2.0 + KVM with dedicated LAN Optimized for server appliance Dual Gigabit Ethernet LAN 4x SATA 3.0 (6Gbps) support 	350W Gold Level high-efficiency power supply Compact size chassis Cost effective UP platform
Serverboard	SUPER® X10SLM+-LN4F	SUPER® X10SLM-F	SUPER® X10SLL-F
Chipset	Intel® C224 chipset	Intel® C224 chipset	Intel® C222 chipset
System Memory (Max.)*	Up to 32GB DDR3 ECC 1600 MHz UDIMMs in 4 slots	Up to 32GB DDR3 ECC 1600 MHz UDIMMs in 4 slots	Up to 32GB DDR3 ECC 1600 MHz UDIMMs in 4 slots
Expansion Slots	1 PCI-E 3.0 x16 FH expansion slot	1 PCI-E 3.0 (x8 in 16) FH expansion slot	1 (x8 in 16) PCI-E 3.0 Full-Height Expansion Slot
Onboard Storage Controller	Intel® C224 controller for 4 SATA3 (6Gbps) ports; RAID 0,1,5,10	Intel® C224 controller for 4 SATA3 (6Gbps) ports; RAID 0,1,5,10	2x 3.5" fixed SATA3 w/ RAID options
Connectivity	Quad LAN with Intel® Ethernet Controller i210AT	Dual LAN with Intel® Ethernet Controller i210AT + i217LM	Dual LAN with Intel® Ethernet Controller i210AT + i217LM
VGA/Audio	AST2400 VGA Optional front bezel cover	AST2400 VGA Supports BBP® module (-MTRF) Optional front bezel cover	AST2400 VGA 4x USB 2.0 DOM power connector Supports 2.5" HDD/SSD via optional bracket
Management	IPMI 2.0 + KVM with dedicated LAN, Intel® Node Manager, SUM, SPM, SSM, SuperDoctor® 5, Watchdog	IPMI 2.0 + KVM with dedicated LAN, Intel® Node Manager, SUM, SPM, SSM, SuperDoctor® 5, Watchdog	IPMI 2.0 + KVM with dedicated LAN, Intel® Node Manager, SUM, SPM, SSM, SuperDoctor® 5, Watchdog
Drive Bays	4x 3.5" SATA3 Hot-swap Bays w/ RAID options	4x 3.5" SATA3 hot-swap bays w/ RAID options	2x 3.5" fixed SATA3 w/ RAID options
Peripheral Bays	1 slim DVD-ROM drive (optional)	1 slim DVD-ROM drive (optional)	1 slim DVD-ROM drive (optional)
Power Supply	350W Gold Level high-efficiency power supply	-MTRF: 400W Redundant w/ optional BBP® module -MTF: 350W Gold Level high-efficiency power supply	350W Gold Level high-efficiency power supply
Cooling System	4x 28mm fans standard (with option for additional fans for add-on card)	4x 28mm fans standard (with optional for additional fan for add-on card)	2x 4cm counter-rotating PWM fan, Dual counter-rotating fans
Form Factor	1U Rackmount 437 x 43 x 503mm (17.2" x 1.7" x 19.8")	1U Rackmount 437 x 43 x 503mm (17.2" x 1.7" x 19.8")	1U Rackmount 437 x 43 x 396mm (17.2" x 1.7" x 14.5")

* Please check with your Supermicro sales representative and website for compatibility and configuration details

Mainstream


Storage UP, SAS2

AVOTON Solution

Best for Entry Web Hosting
Low Power

Mainstream

4-Core Intel® Atom® Processor



MODEL	SYS-1018D-73MTF	SYS-5018A-MLTN4	SYS-5018A-MLHN4
Processor Support	Single Intel® Xeon® Processor E3-1200 v3, 4th gen. Intel® Core™ i3 Processor product families; Single socket H3 (LGA 1150) supported, up to 4C/8T	Intel® Atom® Processor C2550	Intel® Atom® Processor C2550
Key Applications	<ul style="list-style-type: none"> Automation, Cloud and Virtualization needs, Cloud Computing, Corporate Database, Corporate- WINS, DNS, Print, Login, Data Center, Data Farm, Data Warehouse, Database Processing & Storage, Disk Backup & Recovery, Downloads e-Business, Email Server, Embedded Applications, Engineering Design, Hosting & Application delivery Industrial Automation & Control, Instrumentation, Large Database 	<ul style="list-style-type: none"> Cloud and Virtualization needs, Cloud Computing, Corporate- WINS, DNS, Print, Login, Data Center, Database Applications, DataCenter Applications e-Business, Enterprise Server FireWall Applications, Gateway, provisioning servers, High End Enterprise Server, Server Appliance Virtualization Server Web Server, Web Server for Small and Medium Business 	<ul style="list-style-type: none"> Cloud and Virtualization needs, Cloud Computing, Corporate- WINS, DNS, Print, Login, Data Center, Database Applications, DataCenter Applications e-Business, Enterprise Server FireWall Applications, Gateway, provisioning servers, High End Enterprise Server, Server Appliance Virtualization Server Web Server, Web Server for Small and Medium Business
Outstanding Features	<ul style="list-style-type: none"> 330W Gold Level high-efficiency power supply 8x 2.5" SAS/SATA drives Compact size chassis Cost effective UP storage platform 	<ul style="list-style-type: none"> 1 PCI-E x8 slot 2 Internal 3.5" SATA drive bays 200W low-power supply Compact size chassis Cost effective UP platform IPMI 2.0 + KVM with dedicated LAN SATA 3.0 (6Gbps) support Short-depth, space saving design 	<ul style="list-style-type: none"> 1 PCI-E x8 slot 200W low-power supply 4 hot-swap 3.5" SATA/SAS Drive Bays IPMI 2.0 + KVM with dedicated LAN Optimized for Power Saving and Improved Cooling SATA 3.0 (6Gbps) support
Serverboard	SUPER● X10SL7-F	SUPER● A1SAM-2550F	SUPER● A1SAM-2550F
Chipset	Intel® C222 chipset	System on Chip chipset	System on Chip chipset
System Memory (Max.)*	Up to 32GB DDR3 ECC 1600 MHz UDIMMs in 4 slots	Up to 64GB Unbuffered ECC/non-ECC, DDR3-1600MHz in 4 DIMM slots	Up to 64GB ECC/non-ECC UDIMM, DDR3-1600MHz in 4 DIMM slots
Expansion Slots	1 (x8 in 16) PCI-E 3.0 Full-Height Expansion Slot	1 PCI-E 2.0 x8 (FH/HL)	1 PCI-E 2.0 x8 (FH/HL)
Onboard Storage Controller	Broadcom® 2308 with 8x SAS 6Gbps; RAID 0, 1, 1E, 10	SoC controller for 4 SATA2 (3Gbps) ports; RAID 2 SATA3 (6Gbps);	SoC controller for 4 SATA2 (3Gbps) ports; RAID 2 SATA3 (6Gbps)
Connectivity	Dual LAN with Intel® Ethernet Controller i210AT	Quad LAN with SoC	Quad LAN with SoC
VGA/Audio	AST2400 VGA DOM power connector Optional front bezel cover; LCD option	AST2400 VGA	AST2400 VGA
Management	IPMI 2.0 + KVM with dedicated LAN, Intel® Node Manager, SUM, SPM, SSM, SuperDoctor® 5, Watchdog	IPMI2.0; NMI; SuperDoctor V; Watchdog	IPMI2.0; NMI; SuperDoctor V; Watchdog
Drive Bays	8x 2.5" SAS2/SATA3 Hot-swap Bays w/ RAID option	2x 3.5" internal drive bays 4x 2.5" fixed SATA3 (optional)	4x 3.5" hot-swap SAS/SATA
Peripheral Bays	1 slim DVD-ROM drive (optional)	200W Low Noise AC-DC power supply with PFC	200W Low Noise AC-DC power supply with PFC
Power Supply	330W Gold Level high-efficiency power supply	1x 10cm 3,800 RPM PWM blower fan	2x 4cm high performance PWM fan
Cooling System	3x 40x28mm PWM fan; 1x fans for AOC cooling	1U rackmount 426x 43 x 356mm(16.8" x 1.7" x 14")	1U rackmount 437 x 43 x 503mm (17.2" x 1.7" x 19.85")
Form Factor	1U Rackmount 437 x 43 x 507mm (17.2" x 1.7" x 19.98")	1U Rackmount 437 x 43 x 507mm (17.2" x 1.7" x 19.98")	1U Rackmount 437 x 43 x 396mm (17.2" x 1.7" x 14.5")

* Please check with your Supermicro sales representative and website for compatibility and configuration details



2U WIO

16 DIMMs, 6 PCI-E 3.0 x8



2U Short-Depth

16 DIMMs, up to 4 AOCs
4 NVMe



MODEL	SYS-6028R-WTR SYS-6028R-WTRT	SYS-6028R-TDWNR
Processor Support	Dual Intel® Xeon® Processor E5-2600 v4/v3 product families supported; QPI up to 9.6GT/s	Dual Intel® Xeon® Processor E5-2600 v4/v3 product families supported; QPI up to 9.6GT/s
Key Applications	<ul style="list-style-type: none"> • Cloud and Virtualization needs • Database Processing & Storage • Hosting & Application delivery • HPC cluster computer nodes • Simulation & Automation 	<ul style="list-style-type: none"> • Data Center • Cloud and Virtualization needs • Hosting & Application delivery • Database Processing & Storage • Simulation & Automation
Outstanding Features	<ul style="list-style-type: none"> • 2 SATA DOM support with built-in power • Redundant 740W Platinum Level high-efficiency power supplies • Supports 16 DIMM DDR4-2133MHz • Up to 6 add-on cards 	<ul style="list-style-type: none"> • Redundant 920W Platinum Level high-efficiency power supplies • IPMI 2.0 + KVM with Dedicated LAN • Supports 16 DIMM DDR4-2133MHz • Up to 4 add-on cards • NVMe Support
Serverboard	-WTR: SUPER● X10DRW-i -WTRT: SUPER● X10DRW-iT	SUPER● X10DDW-iN
Chipset	Intel® C612 Chipset	Intel® C612 Chipset
System Memory (Max.)*	Up to 2TB ECC 3DS LRDIMM or RDIMM DDR4-2400MHz in 16 DIMM slots	Up to 2TB ECC 3DS LRDIMM or RDIMM DDR4-2400MHz in 16 DIMM slots
Expansion Slots	6 PCI-E 3.0 x8 (2 FHFL, 2 FHHL, 2LP)	3 PCI-E 3.0 x8 (FH/FL) & 1 PCI-E 3.0 (LP)
Onboard Storage Controller	Intel® C612 controller for 10 SATA3 (6Gbps) ports; RAID 0,1,5,10	Intel® C612 controller for 8 SATA3 (6Gbps) Ports; RAID 0,1,5,10
Connectivity	-WTR: Dual LAN with Intel® i350 Gigabit Ethernet Controllers; -WTRT: Dual 10Gb Ethernet LAN with Intel® X540 and 10GBase-T Connector	Dual LAN with Intel® i350 Gigabit Ethernet Controllers
VGA/Audio	AST2400 VGA	AST2400 VGA
Management	IPMI 2.0 + KVM with dedicated LAN, Intel® Node Manager, SUM, SPM, SSM, SuperDoctor® 5, Watchdog	IPMI 2.0 + KVM with dedicated LAN, Intel® Node Manager, SUM, SPM, SSM, SuperDoctor® 5, Watchdog
Drive Bays	8x 3.5" hot-swap SAS/SATA drive bays	8x 3.5" SATA + 4x 2.5" NVMe drive bay
Peripheral Bays	1 slim DVD-ROM drive (optional)	N/A
Power Supply	Redundant 740W Platinum Level high-efficiency power supplies with iPC & PMBus	Redundant 920W Platinum Level high-efficiency power supplies with iPC & PMBus
Cooling System	3x 8cm (7000 RPM) hot-swap PWM cooling fan	3x 80x80x38mm heavy duty counter-rotating fans with optimal fan speed control
Form Factor	2U Rackmount 437 x 89 x 647mm (17.2" x 3.5" x 25.5")	2U Rackmount 437 x 89 x 647mm (17.2" x 3.5" x 25.5")

* Please check with your Supermicro sales representative and website for compatibility and configuration details



Mainstream

2U SAS3/SATA3
Quad LAN, 24 DIMMs, 10GBase-T



Mainstream

8x SAS3 (12Gbps) and
8x SATA3 (6Gbps)



2U Remote Workstation



MODEL	SYS-2028R-C1R4+ SYS-2028R-C1RT4+	SYS-2028R-C1R SYS-2028R-C1RT	SYS-6028UX-TR4
Processor Support	Dual Intel® Xeon® Processor E5-2600 v4/v3 product families supported; QPI up to 9.6GT/s	Dual Intel® Xeon® Processor E5-2600 v4/v3 product families supported; QPI up to 9.6GT/s	Dual Intel® Xeon® Processor E5-2600 v4/v3 product families supported; QPI up to 9.6GT/s
Key Applications	<ul style="list-style-type: none"> Application and data serving Compute Intensive Application Database Processing & Storage High Availability Storage Appliance Platform Hosting & Application delivery 	<ul style="list-style-type: none"> Application and data serving Business Critical Applications Compute Intensive Application Database Processing & Storage DataCenter Applications Mission-critical applications Simulation & Automation 	<ul style="list-style-type: none"> Remote Workstation Financial Market
Outstanding Features	<ul style="list-style-type: none"> 8x 2.5" SAS/8x 2.5" SATA drive bays 24 DIMM slots Redundant 920W Platinum Level high-efficiency Broadcom® 3108 controller for 8 SAS3 (12Gbps) hot-swappable 2.5" drives Up to 6 add-on cards 2 SATA DOM support with built-in power 	<ul style="list-style-type: none"> 8x SAS3 (12Gbps) and 8x SATA3 (6Gbps) 2.5" drives 2 SATA DOM support with embedded power 16 DIMM slots Redundant 920W Platinum Level high-efficiency Supports up to 7 expansion cards 	<ul style="list-style-type: none"> Up to 4 double width GPU cards Up to 12 hot-swap 3.5" HDD Optional SAS3 and NVMe support Flexible LAN port options
Serverboard	-C1R4+: SUPER® X10DRC-LN4+ -C1RT4+: SUPER® X10DRC-T4+	-C1R: SUPER® X10DRH-C -C1RT: SUPER® X10DRH-CT	SUPER® X10DRU-X
Chipset	Intel® C612 Chipset	Intel® C612 Chipset	Intel® C612 Chipset
System Memory (Max.)*	Up to 3TB ECC 3DS LRDIMM or RDIMM DDR4-2400MHz in 24 DIMM slots	Up to 2TB ECC 3DS LRDIMM or RDIMM DDR4-2400MHz in 16 DIMM slots	Up to 2TB ECC 3DS LRDIMM or RDIMM DDR4-2400MHz in 16 DIMM slots
Expansion Slots	2 PCI-E 3.0 x16; 3 PCI-E 3.0 x8; 1 PCI-E 2.0 x4 (in x8 slot) low profile add on cards	1 PCI-E 3.0 x16; 6 PCI-E 3.0 x8 low profile add on cards.	3 PCI-E 3.0 x16 (FH, 10.5" length) 3 PCI-E 3.0 x8; (1x in x16 slot FH, 10.5" length, 1 low profile, 1 internal low profile)
Onboard Storage Controller	Intel® C612 controller for 10 SATA3 (6 Gbps) ports; RAID 0,1,5,10; SAS3 Broadcom® 3108 HW with 2G Cache controller for 8 SAS3 (12Gbps) ports; RAID 0,1,5,6,10,50,60	Intel® C612 controller for 10 SATA3 (6 Gbps) ports; RAID 0,1,5,10; Broadcom® 3108 HW with 2G Cache controller for 8 SAS3 (12Gbps) ports; RAID 0,1,5,6,10,50,60	Intel® C612 controller for 10 SATA3 (6 Gbps) ports; RAID 0,1,5,10; Optional 12 SAS3 drive support; Optional 4 NVMe drive support via 2x AOC-2UR8N4-I2XT
Connectivity	-C1R4+: Quad LAN with Intel® i350 Gigabit Ethernet Controllers; -C1RT4+: Quad 10Gb Ethernet LAN with Intel® X540 and 10GBase-T Connector	-C1R: Dual LAN with Intel® i350 Gigabit Ethernet Controllers; -C1RT: Dual 10Gb Ethernet LAN with Intel® X540 and 10GBase-T Connector	4 Gigabit Ethernet; 5 USB 3.0 ports (2 rear, 2 onboard header, 1 Type A); 1 Serial Port
VGA/Audio	AST2400 VGA	AST2400 VGA	AST2400 VGA
Management	IPMI 2.0 + KVM with dedicated LAN, Intel® Node Manager, SUM, SPM, SSM, SuperDoctor® 5, Watchdog	IPMI 2.0 + KVM with dedicated LAN, Intel® Node Manager, SUM, SPM, SSM, SuperDoctor® 5, Watchdog	IPMI 2.0 + KVM with dedicated LAN, Intel® Node Manager, SUM, SPM, SSM, SuperDoctor® 5, Watchdog
Drive Bays	8x 2.5" 12Gbps SAS3 and 8x 2.5" 6Gbps SATA3 (Total 16 hot-swap drives)	8x 2.5" SAS3 (12Gbps) and 8x 2.5" 6Gbps SATA3 (Total 16 hot-swap drives)	12x hot-swap 3.5" drives bays
Peripheral Bays	USB Support: Rear: 2x 3.0 + 2x 2.0; Front: 2x 2.0, 1x Type A, optional 1x 5.25" DVD-ROM drive; support either 1x slim or 1x 5.25" DVD drive	USB Support: Rear: 2x3.0 + 2x2.0, Front: 2x2.0, and 1x Type A; optional DVD-ROM drive: support either 1x slim or 1x 5.25" DVD drive	N/A
Power Supply	Redundant 920W Platinum Level high-efficiency power supplies with I ² C & PMBus	Redundant 920W Platinum Level (94%) high efficiency power supplies	Redundant 1000W Titanium Level Digital high-efficiency power supply
Cooling System	3x 8cm high-performance PWM fans	3x 8cm high-performance PWM fans	4 heavy duty fans w/ Optimal Fan Speed Control; 1 Air Shroud
Form Factor	2U Rackmount 437 x 89 x 630mm (17.2" x 3.5" x 24.8")	2U Rackmount 437 x 89 x 630mm (17.2" x 3.5" x 24.8")	2U Rackmount 437 x 89 x 723.3mm (17.2" x 3.5" x 28.46")

* Please check with your Supermicro sales representative and website for compatibility and configuration details



Cost-Optimized
DDR4 16x DIMMs,
2x LAN Ports, 6x Add-on Cards



Mainstream
2U 8-bay Hot-swap
3.5" HDDs w/ 16 DIMMs



Multi I/O
Maximum I/O Solutions
11 PCI-E Slots



MODEL	SYS-6028R-T SYS-6028R-TT	SYS-6028R-TR SYS-6028R-TRT	SYS-2028R-TXR
Processor Support	Dual Intel® Xeon® Processor E5-2600 v4/v3 product families supported; QPI up to 9.6GT/s	Dual Intel® Xeon® Processor E5-2600 v4/v3 product families supported; QPI up to 9.6GT/s	Dual Intel® Xeon® Processor E5-2600 v4/v3 product families supported; QPI up to 9.6GT/s
Key Applications	<ul style="list-style-type: none"> Cloud and Virtualization needs Hosting & Application delivery Database processing & Storage Simulation & Automation 	<ul style="list-style-type: none"> Cloud and Virtualization needs Hosting & Application delivery Database processing & Storage Simulation & Automation 	<ul style="list-style-type: none"> Surveillance DVR Networking Telephony Industrial Server Solutions Head-node controller Flash Array Server
Outstanding Features	<ul style="list-style-type: none"> 16 DIMM slots 650W Gold Level high-efficiency power supply IPMI 2.0 + KVM with dedicated LAN 6x 3.5" hot-swap drive bays 2 SATA DOM support with built-in power 	<ul style="list-style-type: none"> 16 DIMM slots Redundant 740W Platinum Level high-efficiency power supplies IPMI 2.0 + KVM with dedicated LAN 8x 3.5" hot-swap SATA3 drive bays 2 SATA DOM support with built-in power 	<ul style="list-style-type: none"> 16 DIMM support DDR4-2400MHz 10x PCI-E 3.0 x8, 1x PCI-E 2.0 x4 (in x8) 16x Hot-swap 2.5" HDD Bays (default 8x HDD Bays) and 1x 5.25" Drive Bays 2 SATA DOMs Support with Embedded Power Support 1 Slim DVD-ROM and 1 COM & 2 USB3.0 ports module 145W CPU support
Serverboard	-T: SUPER [®] X10DRi -TT: SUPER [®] X10DRi-T	-TR: SUPER [®] X10DRi -TRT: SUPER [®] X10DRi-T	SUPER [®] X10DRX
Chipset	Intel® C612 Chipset	Intel® C612 Chipset	Intel® C612 Chipset
System Memory (Max.)*	Up to 2TB ECC 3DS LRDIMM or RDIMM DDR4-2400MHz in 16 DIMM slots	Up to 2TB ECC 3DS LRDIMM or RDIMM DDR4-2400MHz in 16 DIMM slots	Up to 2TB ECC 3DS LRDIMM or RDIMM DDR4-2400MHz in 16 DIMM slots
Expansion Slots	3 PCI-E 3.0 x16 (LP) 3 PCI-E 3.0 x8 (LP)	3 PCI-E 3.0 x16 (LP) 3 PCI-E 3.0 x8 (LP)	10 Low Profile PCI-E 3.0 x8 1 Low Profile PCI-E 2.0 x4 (in x8 slot)
Onboard Storage Controller	Intel® C612 controller for 6 SATA3 (6Gbps) ports; RAID 0,1,5,10	Intel® C612 controller for 8 SATA3 (6Gbps) ports; RAID 0,1,5,10	Intel® C612 controller for 8 SATA3 (6Gbps) ports; RAID 0,1,5,10
Connectivity	-T: Dual LAN with Intel® i350 Gigabit Ethernet controller; or -TT: Dual 10Gb Ethernet LAN with Intel® X540 and 10GBase-T Connector	-TR: Dual LAN with Intel® i350 Gigabit Ethernet controller; -TRT: Dual 10Gb Ethernet LAN with Intel® X540 and 10GBase-T Connector	Dual LAN with Intel® i350 Gigabit Ethernet controller;
VGA/Audio	AST2400 VGA	AST2400 VGA	AST2400 VGA
Management	IPMI 2.0 + KVM with dedicated LAN, Intel® Node Manager, SUM, SPM, SSM, SuperDoctor® 5, Watchdog	IPMI 2.0 + KVM with dedicated LAN, Intel® Node Manager, SUM, SPM, SSM, SuperDoctor® 5, Watchdog	IPMI 2.0 + KVM with dedicated LAN, Intel® Node Manager, SUM, SPM, SSM, SuperDoctor® 5, Watchdog
Drive Bays	6x 3.5" hot-swap drive bays	8x 3.5" hot-swap SATA3 drive bays	16x 2.5" hot-swap SATA3 drive bays (8x SATA3 ports by default)
Peripheral Bays	1 slim DVD/DVD-ROM drive (optional)	1 slim DVD-ROM drive (optional)	1x slim DVD-ROM drive bay 1x USB + COM port tray 1x standard 5.25" drive bay
Power Supply	650W high-efficiency power supply	Redundant 740W Platinum Level high-efficiency power supplies with i ² C & PMBus	Redundant 1000W Titanium Level (96%) power supplies
Cooling System	4x 8cm hot-swap PWM cooling fans with air shroud with optimal fan speed control	3x 8cm hot-swap PWM cooling fans with air shroud with optimal fan speed control	5x 8cm hot-swap PWM cooling fans with air shroud with optimal fan speed control
Form Factor	2U Rackmount 437 x 89 x 648mm (17.2" x 3.5" x 25.6")	2U Rackmount 437 x 89 x 648mm (17.2" x 3.5" x 25.5")	2U Rackmount 437 x 89 x 650mm (17.2" x 3.5" x 25.6")

* Please check with your Supermicro sales representative and website for compatibility and configuration details



UP W10

Multiple AOC
Expansion Option



EX DP

32 DIMMs, 2U, 2 Node,
(15-Core)



EX DP

32 DIMMs, 2U, 2 Node,
(15-Core)



MODEL	SYS-5028R-WR	SYS-2028UT-BC1NRT	SYS-2028UT-BTNRT
Processor Support	Single Intel® Xeon® Processor E5-2600 v4/v3 product families supported; QPI up to 9.6GT/s	Dual Intel® Xeon® Processor E7-8800 v2, Intel® Xeon® Processor 4800 v2, and Intel® Xeon® Processor 2800 v2 product families with QPI up to 8GT/s	Dual Intel® Xeon® Processor E7-8800 v2, Intel® Xeon® Processor 4800 v2, and Intel® Xeon® Processor 2800 v2 product families with QPI up to 8GT/s
Key Applications	<ul style="list-style-type: none"> Database Processing & Storage Connectivity/Storage Computer Nodes Data Warehouse 	<ul style="list-style-type: none"> High-performance computing HPC Virtualization 	<ul style="list-style-type: none"> High-performance computing HPC Virtualization
Outstanding Features	<ul style="list-style-type: none"> 8x 3.5" Hot-swap SATA3 bays w/ RAID Redundant 500W Platinum Level power 5 PCI-E 3.0 x8 slots 	<ul style="list-style-type: none"> 2 hot swappable nodes in 2U 2x 10GBase-T Ports IPMI 2.0 + KVM with dedicated LAN Broadcom® 3108 controller for 8 SAS3 (12 Gbps) hot-swappable drives Micro LP PCI-E 2.0 x 8 	<ul style="list-style-type: none"> 2 hot swappable nodes in 2U 2x 10GBase-T Ports IPMI 2.0 + KVM with dedicated LAN Micro LP PCI-E 2.0 x 8
Serverboard	SUPER● X10SRW-F	SUPER● X10DBT-T	SUPER● X10DBT-T
Chipset	Intel® C612 Chipset	Intel® C602 chipset	Intel® C602 chipset
System Memory (Max.)*	Up to 1TB ECC 3DS LRDIMM or RDIMM DDR4-2400MHz in 8 DIMM slots	Up to 2TB ECC LRDIMM DDR3, 1600MHz in 32 DIMM slots	Up to 2TB ECC LRDIMM DDR3, 1600MHz in 32 DIMM slots
Expansion Slots	5 PCI-E 3.0 x8 slots	2x PCI-E 3.0 x16 FH/HL 1x PCI-E 3.0 x8 MicroLP card	2x PCI-E 3.0 x16 FH/HL 1x PCI-E 3.0 x8 MicroLP card
Onboard Storage Controller	Intel® C612 controller for 8 SATA3 (6 Gbps) ports; RAID 0,1,5,10	Twin set of Broadcom® 3108 SAS3 (12Gbps); RAID 0,1,5,6,10,50	
Connectivity	2x GbE port, 1x dedicated IPMI port	Dual 10GBase-T ports with Intel® X540 controller	Dual 10GBase-T ports with Intel® X540 controller
VGA/Audio	AST2400 VGA	Twin set of AST2400 VGA	Twin set of AST2400 VGA
Management	IPMI 2.0 + KVM with dedicated LAN, Intel® Node Manager, SUM, SPM, SSM, SuperDoctor® 5, Watchdog	Twin set of IPMI 2.0 + KVM with dedicated LAN, Intel® Node Manager, SUM, SPM, SSM, SuperDoctor® 5, Watchdog	Twin set of IPMI 2.0 + KVM with dedicated LAN, Intel® Node Manager, SUM, SPM, SSM, SuperDoctor® 5, Watchdog
Drive Bays	8x 3.5" Hot-swap SATA3 bays w/ RAID; optional fixed drive bays	2x NVMe drive bays; 8x 2.5" hot-swap SATA3 HDD bays	2x NVMe drive bays; 8x 2.5" hot-swap SATA3 HDD bays
Peripheral Bays	1x slim DVD-ROM drive bay 2x USB 2.0 ports (option)	N/A	N/A
Power Supply	Redundant 500W Platinum Level power supplies optional BBP™ module support	1280W Redundant Platinum Level Digital (95%+) high-efficiency power supplies	1280W Redundant Platinum Level Digital (95%+) high-efficiency power supplies
Cooling System	3x middle cooling fans	4x 8cm PWM fans	4x 8cm PWM fans
Form Factor	2U Rackmount 437 x 89 x 647mm (17.2" x 3.5" x 25.5")	2U Rackmount 438 x 88 x 679mm (17.25" x 3.47" x 26.75")	2U Rackmount 438 x 88 x 679mm (17.25" x 3.47" x 26.75")

* Please check with your Supermicro sales representative and website for compatibility and configuration details



Multi I/O 11 PCI-E Slots



Multi I/O 11 PCI-E Slots



MODEL	SYS-6038R-TXR	SYS-6048R-TXR
Processor Support	Dual Intel® Xeon® Processor E5-2600 v4/v3 product families supported; QPI up to 9.6GT/s; CPU TDP support Up to 145W	Dual Intel® Xeon® Processor E5-2600 v4/v3 product families supported; QPI up to 9.6GT/s; CPU TDP support up to 145W
Key Applications	<ul style="list-style-type: none"> • Networking Telephony • Surveillance DVR • Industrial Server Solutions • Head-node controller 	<ul style="list-style-type: none"> • Networking Telephony • Surveillance DVR • Industrial Server Solutions • Head-node controller
Outstanding Features	<ul style="list-style-type: none"> • 16 DIMM slots • 10x PCI-E 3.0 x8, 1x PCI-E 2.0 x4 (in x8) • 8x Hot-swap 3.5" HDD Bays and 2x 5.25" Drive Bays • 2 SATA DOMs Support with Embedded Power • 145W CPU support 	<ul style="list-style-type: none"> • Supports 16 DIMM DDR4-2133MHz • Up to 11 PCI-E slots • 5 hot-swap 3.5" drives bays (SATA3 ports) • 3x 5.25" Peripheral Drive Bays • 2 SATA DOMs Support with Embedded Power
Serverboard	SUPER●X10DRX	SUPER●X10DRX
Chipset	Intel® C612 chipset	Intel® C612 chipset
System Memory (Max.)*	Up to 2TB ECC 3DS LRDIMM or RDIMM DDR4-2400MHz in 16 DIMM slots	Up to 2TB ECC 3DS LRDIMM or RDIMM DDR4-2400MHz in 16 DIMM slots
Expansion Slots	10 PCI-E 3.0 x8 (FH, FL), 1 PCI-E 2.0 x4 (in x8 slot)	10 PCI-E 3.0 x8 (FH, FL), 1 PCI-E 2.0 x4 (in x8 slot)
Onboard Storage Controller	Intel® C612 controller for 10 SATA3 (6 Gbps) ports; RAID 0,1,5,10	Intel® C612 controller for 10 SATA3 (6 Gbps) ports; RAID 0,1,5,10
Connectivity	Dual LAN with Intel® i350 Gigabit Ethernet Controller	Dual LAN with Intel® i350 Gigabit Ethernet Controller
VGA/Audio	AST2400 VGA	AST2400 VGA
Management	IPMI 2.0 + KVM with dedicated LAN, Intel® Node Manager, SUM, SPM, SSM, SuperDoctor® 5, Watchdog	IPMI 2.0 + KVM with dedicated LAN, Intel® Node Manager, SUM, SPM, SSM, SuperDoctor® 5, Watchdog
Drive Bays	8x 3.5" hot-swap and 2x 5.25" drive bay	5x 3.5" hot-swap and 3x 5.25" peripheral drive bays
Peripheral Bays	1 optional Slim DVD-ROM bay	1 optional Slim DVD-ROM bay
Power Supply	Redundant 1280W Platinum Level Digital power supplies w/PMBus supports	Redundant 600W power supplies
Cooling System	3x middle fans & 1x rear exhaust fan	1x 92x38mm 4-pin PWM front intake fan 2x 80x38mm 4-pin PWM rear exhaust fans
Form Factor	3U Rackmount 437 x 132 x 647mm (17.2" x 5.2" x 25.5")	4U Rackmount 437 x 178 x 525mm (17.2" x 7" x 20.68")

* Please check with your Supermicro sales representative and website for compatibility and configuration details



Mainstream

4U Standalone/Rackmount /SAS3, 7 PCI-E 3.0



Mainstream

4U Standalone/Rackmount /SAS3, 24 DIMMs, Quad LAN 4U Standalone/Rackmount /SAS3, 24 DIMMs, Quad LAN



Mainstream



MODEL	SYS-7048R-C1RT	SYS-7048R-C1R4+	SYS-7048R-C1RT4+
Processor Support	Dual Intel® Xeon® Processor E5-2600 v4/v3 product families supported; QPI up to 9.6GT/s	Dual Intel® Xeon® Processor E5-2600 v4/v3 product families supported; QPI up to 9.6GT/s	Dual Intel® Xeon® Processor E5-2600 v4/v3 product families supported; QPI up to 9.6GT/s
Key Applications	<ul style="list-style-type: none"> • Big Data Analytics • Compute Intensive Storage Environments • DataCenter Applications • Simulation & Automation 	<ul style="list-style-type: none"> • Big Data Analytics • Compute Intensive Storage Environments • DataCenter Applications • Simulation & Automation 	<ul style="list-style-type: none"> • Big Data Analytics • Compute Intensive Storage Environments • DataCenter Applications • Simulation & Automation
Outstanding Features	<ul style="list-style-type: none"> • 2 SATA DOM support with embedded power • 16 DIMM slots • 8x 3.5" SATA3/8x 2.5" SAS3 hot-swap drive bays • Redundant 920W Platinum Level high-efficiency • Independent power & cooling control • SATA 3.0 (6Gbps) support • Supports up to 7 expansion cards 	<ul style="list-style-type: none"> • 2 SATA DOM support with embedded power • 24 DIMM slots • 8x 2.5" SAS/8x 3.5" SATA hot-swap drive bays • Redundant 920W Platinum Level power • Up to 6 add-on cards 	<ul style="list-style-type: none"> • 2 SATA DOM support with embedded power • 24 DIMM slots • 8x 2.5" SAS/8x 3.5" SATA hot-swap drive bays • Redundant 1000W Titanium Level power • Up to 6 add-on cards
Serverboard	SUPER® X10DRH-CT	SUPER® X10DRC-LN4+	SUPER® X10DRC-T4+
Chipset	Intel® C612 Chipset	Intel® C612 Chipset	Intel® C612 Chipset
System Memory (Max.)*	Up to 2TB ECC 3DS LRDIMM or RDIMM DDR4-2400MHz in 16 DIMM slots	Up to 3TB ECC 3DS LRDIMM or RDIMM DDR4-2400MHz in 24 DIMM slots	Up to 3TB ECC 3DS LRDIMM or RDIMM DDR4-2400MHz in 24 DIMM slots
Expansion Slots	FH, FL support for 1 PCI-E 3.0 x16, 6 PCI-E 3.0 x8 add on cards	FH/FL support for 2 PCI-E 3.0 x16; 3 PCI-E 3.0 x8; 1 PCI-E 2.0 x4 (in x8 slot) add on cards	FH/FL support for 2 PCI-E 3.0 x16; 3 PCI-E 3.0 x8; 1 PCI-E 2.0 x4 (in x8 slot) add on cards
Onboard Storage Controller	Intel® C612 controller for 10 SATA3 (6 Gbps) ports; RAID 0,1,5,10; SAS3 Broadcom® 3108 HW with 2G Cache controller for 8 SAS3 (12Gbps) ports; RAID 0,1,5,6,10,50,60	Intel® C612 controller for 10 SATA3 (6 Gbps) ports; RAID 0,1,5,10; SAS3 Broadcom® 3108 HW with 2G Cache controller for 8 SAS3 (12Gbps) ports; RAID 0,1,5,6,10,50,60	Intel® C612 controller for 10 SATA3 (6 Gbps) ports; RAID 0,1,5,10; SAS3 Broadcom® 3108 HW with 2G Cache controller for 8 SAS3 (12Gbps) ports; RAID 0,1,5,6,10,50,60
Connectivity	Dual 10Gb Ethernet LAN with Intel® X540 and 10GBase-T Connector	Quad LAN with Intel® i350 Gigabit Ethernet Controllers;	Quad 10Gb Ethernet LAN with Intel® X540 and 10GBase-T Connector
VGA/Audio	AST2400 VGA	AST2400 VGA	AST2400 VGA
Management	IPMI 2.0 + KVM with dedicated LAN, Intel® Node Manager, SUM, SPM, SSM, SuperDoctor® 5, Watchdog	IPMI 2.0 + KVM with dedicated LAN, Intel® Node Manager, SUM, SPM, SSM, SuperDoctor® 5, Watchdog	IPMI 2.0 + KVM with dedicated LAN, Intel® Node Manager, SUM, SPM, SSM, SuperDoctor® 5, Watchdog
Drive Bays	8x 2.5" 12Gbps SAS3 hot-swap drives in mobile rack and 8x 3.5" 6Gbps SATA3 hot-swap drives	8x 2.5" 12Gbps SAS3 hot-swap drives in mobile rack and 8x 3.5" 6Gbps SATA3 hot-swap drives (Total 16x hot-swap drive bays)	8x 2.5" 12Gbps SAS3 hot-swap drives in mobile rack and 8x 3.5" 6Gbps SATA3 hot-swap drives (Total 16x hot-swap drive bays)
Peripheral Bays	USB Support: Rear: 2x3.0 + 2x2.0, Front 2x2.0 front, 1x Type A, optional 1x 5.25" DVD-ROM drive	USB Support: Rear: 2x3.0 + 2x2.0, Front 2x2.0 front, 1x Type A, optional 1x 5.25" DVD-ROM drive	USB Support: Rear: 2x3.0 + 2x2.0, Front 2x2.0 front, 1x Type A, optional 1x 5.25" DVD-ROM drive
Power Supply	Redundant 920W Platinum Level high-efficiency power supplies with iPC & PMBus	C1R4+: Redundant 920W Platinum Level high-efficiency power supplies with iPC & PMBus C1RT4+: Redundant 1000W Titanium Level high-efficiency power supplies with iPC & PMBus	C1R4+: Redundant 920W Platinum Level high-efficiency power supplies with iPC & PMBus C1RT4+: Redundant 1000W Titanium Level high-efficiency power supplies with iPC & PMBus
Cooling System	3x 8cm hot-swap redundant PWM cooling fans; 2x 2x 8cm hot-swap exhaust fans air shroud	3x 8cm hot-swap cooling fans and 2 x 8cm exhaust fans with air shroud with optimal fan speed control	3x 8cm hot-swap cooling fans and 2 x 8cm exhaust fans with air shroud with optimal fan speed control
Form Factor	Tower/4U Rackmount 437 x 178 x 647mm (17.2" x 7" x 25.5")	Tower/4U Rackmount 452 x 178 x 648mm (17.8" x 7" x 25.5")	Tower/4U Rackmount 452 x 178 x 648mm (17.8" x 7" x 25.5")

* Please check with your Supermicro sales representative and website for compatibility and configuration details

Mainstream

4U Standalone/Rackmount, 16 DIMMs

**Mainstream**

4U Standalone/Rackmount, 16 DIMMs

**Mainstream**

4U Standalone/Rackmount/SAS3, 7 PCI-E 3.0



MODEL	SYS-7048R-TR	SYS-7048R-TRT	SYS-7048R-C1R
Processor Support	Dual Intel® Xeon® Processor E5-2600 v4/v3 product families supported; QPI up to 9.6GT/s	Dual Intel® Xeon® Processor E5-2600 v4/v3 product families supported; QPI up to 9.6GT/s	Dual Intel® Xeon® Processor E5-2600 v4/v3 product families supported; QPI up to 9.6GT/s
Key Applications	<ul style="list-style-type: none"> Virtualization Powerful multi tasking workstation (financial analysis, digital video editing, engineering design, scientific computing) 	<ul style="list-style-type: none"> Virtualization Powerful multi tasking workstation (financial analysis, digital video editing, engineering design, scientific computing) 	<ul style="list-style-type: none"> Big Data Analytics Compute Intensive Storage Environments DataCenter Applications Simulation & Automation
Outstanding Features	<ul style="list-style-type: none"> 16 DIMM slots Redundant 920W Platinum Level high-efficiency power supplies IPMI 2.0 + KVM with dedicated LAN 8x 3.5" hot-swap SATA3 drive bays 2 SATA DOM support with built-in power 	<ul style="list-style-type: none"> 16 DIMM slots Redundant 920W Platinum Level high-efficiency power supplies IPMI 2.0 + KVM with dedicated LAN 8x 3.5" hot-swap SATA3 drive bays 2 SATA DOM support with built-in power 	<ul style="list-style-type: none"> 2 SATA DOM support with embedded power 16 DIMM slots 8x 3.5" SATA3/8x 2.5" SAS3 hot-swap drive bays Redundant 920W Platinum Level high-efficiency power supplies Independent power & cooling control SATA 3.0 (6Gbps) support Supports up to 7 expansion cards
Serverboard	SUPER® X10DRi	SUPER® X10DRi-T	SUPER® X10DRH-C
Chipset	Intel® C612 Chipset	Intel® C612 Chipset	Intel® C612 Chipset
System Memory (Max.)*	Up to 2TB ECC 3DS LRDIMM or RDIMM DDR4-2400MHz in 16 DIMM slots	Up to 2TB ECC 3DS LRDIMM or RDIMM DDR4-2400MHz in 16 DIMM slots	Up to 2TB ECC 3DS LRDIMM or RDIMM DDR4-2400MHz in 16 DIMM slots
Expansion Slots	3 PCI-E 3.0 x16 3 PCI-E 3.0 x8	3 PCI-E 3.0 x16 3 PCI-E 3.0 x8	FH, FL support for 1 PCI-E 3.0 x16, 6 PCI-E 3.0 x8 add on cards
Onboard Storage Controller	Intel® C612 controller for 8 SATA3 (6Gbps) ports; RAID 0,1,5,10	Intel® C612 controller for 8 SATA3 (6Gbps) ports; RAID 0,1,5,10	Intel® C612 controller for 10 SATA3 (6 Gbps) ports; RAID 0,1,5,10; SAS3 Broadcom® 3108 HW with 2G Cache controller for 8 SAS3 (12Gbps) ports; RAID 0,1,5,6,10,50,60
Connectivity	Dual LAN with Intel® i350 Gigabit Ethernet controller;	Dual 10Gb Ethernet LAN with Intel® X540 and 10GBase-T Connector	Dual LAN with Intel® i350 Gigabit Ethernet Controllers;
VGA/Audio	AST2400 VGA	AST2400 VGA	AST2400 VGA
Management	IPMI 2.0 + KVM with dedicated LAN, Intel® Node Manager, SUM, SPM, SSM, SuperDoctor® 5, Watchdog	IPMI 2.0 + KVM with dedicated LAN, Intel® Node Manager, SUM, SPM, SSM, SuperDoctor® 5, Watchdog	IPMI 2.0 + KVM with dedicated LAN, Intel® Node Manager, SUM, SPM, SSM, SuperDoctor® 5, Watchdog
Drive Bays	8x 3.5" hot-swap SATA3 drive bays	8x 3.5" hot-swap SATA3 drive bays	8x 2.5" 12Gbps SAS3 hot-swap drives in mobile rack and 8x 3.5" 6Gbps SATA3 hot-swap drives
Peripheral Bays	90-degree rotatable module: 2 x 5.25" drive bays & 1x 3.5" drive bays; Optional DVD drive	90-degree rotatable module: 2 x 5.25" drive bays & 1x 3.5" drive bays; Optional DVD drive	USB Support: Rear: 2x3.0 + 2x2.0, Front 2x2.0 front, 1x Type A, optional 1x 5.25" DVD-ROM drive
Power Supply	Redundant 920W Platinum Level high-efficiency power supplies with I²C & PMBus	Redundant 920W Platinum Level high-efficiency power supplies with I²C & PMBus	Redundant 920W Platinum Level high-efficiency power supplies with I²C & PMBus
Cooling System	3x 8cm hot-swap cooling fans and 2 x 8cm exhaust fans with air shroud with optimal fan speed control	3x 8cm hot-swap cooling fans and 2 x 8cm exhaust fans with air shroud with optimal fan speed control	3x 8cm hot-swap redundant PWM cooling fans; 2x 2x 8cm hot-swap exhaust fans air shroud
Form Factor	Tower/4U Rackmount 453 x 178 x 648mm (17.8" x 7" x 25.5")	Tower/4U Rackmount 453 x 178 x 648mm (17.8" x 7" x 25.5")	Tower/4U Rackmount 437 x 178 x 647mm (17.2" x 7" x 25.5")

* Please check with your Supermicro sales representative and website for compatibility and configuration details

X11 SuperStorage

NEW!

Intel® Xeon® Scalable Processors Supported



New! Highest Performance and Storage Density

Supports up to: • 56 Cores per Server • 205W TDP CPUs • 3TB DDR4-2666MHz in 24 DIMMs

• NVMe • SAS 3.0 • Quad 10G Base-T LAN • Redundant **Titanium Level** Power Supplies

Top-Loading



SSG-6049P-E1CR45H/L
SSG-6049P-E1CR60H/L
SSG-6048R-E1CR90L

Simply Double



SSG-2029P-E1CR48H/L
SSG-2029P-NR48L
SSG-6029P-E1CR24H/L

SBB



SSG-2029P-DN2R24L
SSG-2029P-DN2R48L

General Purpose



1U

SSG-6019P-ACR12L



2U

SSG-2029P-ACR24H/L
SSG-2029P-E1CR24H/L
SSG-6029P-E1CR12T
SSG-6029P-E1CR12H/L
SSG-6029P-E1CR16T



3U

SSG-6039P-E1CR16H/L



4U

SSG-5049P-E1CR45H/L
SSG-6049P-E1CR24H/L
SSG-6049P-E1CR36H/L

High Performance Storage Servers The Foundation of a Flexible and Efficient Enterprise



New generation X11 Supermicro SuperStorage systems feature the latest Intel® Xeon® Processor Scalable Family, delivering the performance to drive Software Defined Storage to the next level. The Supermicro SuperStorage systems offer a no compromise storage platform with flexible market entry points from 2U, 3U, and 4U form factors using 2.5" or 3.5" drive bays For SAS3/SATA3 and NVMe storage media. SuperStorage servers support up to: 3TB DDR4 2666MHz in 24 DIMM, PCI-E 3.0 slots, NVMe, flexible networking options such as Supermicro's SIOM cards and IPMI 2.0 with KVM and Redfish Support on a dedicated LAN port.

With Industry leading software compatibility Supermicro SuperStorage solutions present a number of key benefits to customers working with CPU and Capacity Intensive Storage applications, from the lowest-latency flash to massive scalability, there is an optimized model for every storage workload.

1U SuperStorage

36 NGSFF (M.x) NVMe Drives

X11 SuperStorage

Expandable Storage

1U SuperStorage

Storage Expandable



MODEL	SGG-1029P-NMR36L	SSG-136R-N32JBF	SSG-136R-NR32JBF
Processor Support	Intel® Xeon® Scalable Processors with UPI up to 10.4 GT/s; CPU TDP support Up to 250W	N/A	N/A
Key Applications	<ul style="list-style-type: none"> IOPS Intensive application Database HCI 	<ul style="list-style-type: none"> High Throughput Ingest High Density Hot Storage HPC / Data Analytics Media/Video Streaming Content Delivery Network (CDN) Big Data Top of Rack Storage 	<ul style="list-style-type: none"> High Throughput Ingest High Density Hot Storage HPC / Data Analytics Media/Video Streaming Content Delivery Network (CDN) Big Data Top of Rack Storage
Outstanding Features	<ul style="list-style-type: none"> Supports Dual 205W Skylake CPU 24 DIMM support 1600W Redundant power supplies 	<ul style="list-style-type: none"> Dual Drawer/Tray with a total of 32 NVMe 2.5" SSDs 4x X16 PCIe IO ports, 2x X16 PCIe slots 1000W Titanium Level high-efficiency power supply IPMI management with dedicated LAN 	<ul style="list-style-type: none"> Front access to a total of 32 NVMe hot swap Ruler SSDs 4x X16 PCIe IO ports, 2x X16 PCIe slots 1000W Titanium Level high-efficiency power supply IPMI management with dedicated LAN
Serverboard	SUPER [®] X11DSF	N/A	N/A
Chipset	Intel® C627 chipset	N/A	N/A
System Memory (Max.)*	Up to 3TB ECC 3DS RDIMM/LRDIMM, DDR4 up to 2666MHz, in 24 DIMM slots per Node	N/A	N/A
Expansion Slots	2 PCI-E 3.0 X16 (FHHL), 1 PCI-E 3.0 X4 (LP) support	2x X16 PCIe Slots	2x X16 PCIe Slots
Onboard Storage Controller	PCIe fan out switching supporting NGSFF	N/A	N/A
Connectivity	Dual LAN with 10GBase-T with Intel® X550;	4x X16 PCIe IO ports	4x X16 PCIe IO ports
VGA/Audio	1 VGA D-Sub Connector	N/A	N/A
Management	Intel® Node Manager; IPMI (Intelligent Platform Management Interface) v2.0 with KVM support; IPMI2.0; KVM with dedicated LAN; NMI; SPM; SSM; SUM; SuperDoctor® 5; Watchdog;	IPMI 2.0 with Dedicated LAN	IPMI 2.0 with Dedicated LAN
Drive Bays	36x NGSFF Drive slots	32x 2.5" Drive slots	32x Ruler Drive slots
Peripheral Bays	N/A	N/A	N/A
Power Supply	Redundant Power Supplies: PWS-1K62A-1R	Redundant(1+1) 1000W Titanium level high efficiency power supplies	Redundant(1+1) 1000W Titanium level high efficiency power supplies
Cooling System	8x 40x56mm counter-rotation PWM fan;	8x 40mm Fans, N/A	8x 40mm Fans, N/A
Form Factor	1U 17.2" (437mm) x 1.7" (43mm) x 30" (762mm)	1U Rackmount 17.26" x 1.71" x 31.95"; Enclosure: 438 x 43 x 812mm (17.26" x 1.71" x 31.95")	1U Rackmount 17.26" x 1.71" x 31.95"; Enclosure: 438 x 43 x 812mm (17.26" x 1.71" x 31.95")

* Please check with your Supermicro sales representative and website for compatibility and configuration details

Storage

Storage



MODEL	SSG-2029P-NR48L	SSG-2029P-E1CR48H SSG-2029P-E1CR48L
Processor Support	Intel® Xeon® Processor Scalable Family with UPI up to 10.4 GT/s	Intel® Xeon® Processor Scalable Family with UPI up to 10.4 GT/s
Key Applications	<ul style="list-style-type: none"> Corporate Database Data Center Database Processing & Storage Enterprise Server HPC iSCSI SAN 	<ul style="list-style-type: none"> Corporate Database Data Center Database Processing & Storage Enterprise Server HPC iSCSI SAN
Outstanding Features	<ul style="list-style-type: none"> 48x 2.5" NVMe Drive in 2U Form Factor Supports Dual 205W Skylake CPU 24 DIMM sockets Support SIOM Card for Multiple IO Option Redundant 1600W Titanium Level high-efficiency power supplies 	<ul style="list-style-type: none"> 48x 2.5" Drive in 2U Form Factor Supports Dual 205W Skylake CPU 24 DIMM sockets Support SIOM Card for Multiple IO Option Redundant 1600W Titanium Level high-efficiency power supplies -H: Broadcom® 3108 SAS3 HW RAID controller -L: Broadcom® 3008 IT Mode SAS controller
Serverboard	SUPER® X11DSC+	SUPER® X11DSC+
Chipset	Intel® C621 chipset	Intel® C621 chipset
System Memory (Max.)*	Up to 3TB 3DS ECC, DDR4-2666MHz in 24 DIMM slots	Up to 3TB 3DS ECC, DDR4-2666MHz in 24 DIMM slots
Expansion Slots	3 PCI-E 3.0 x8 for Add-On-Module (AOM);	3 PCI-E 3.0 x8 for Add-On-Module (AOM);
Onboard Storage Controller	Intel® C621 controller for 8 SATA3 (6 Gbps) ports; RAID 0,1,5,10,50;	-E1CR48H: Broadcom® 3108 SAS3 add-on controller card -E1CR48L: Broadcom® 3008 SAS3 add-on controller card
Connectivity	N/A	N/A
VGA/Audio	1 VGA D-Sub Connector, 1 Aspeed AST2500 BMC;	1 VGA D-Sub Connector, 1 Aspeed AST2500 BMC;
Management	Intel® Node Manager; IPMI (Intelligent Platform Management Interface) v2.0 with KVM support; KVM with dedicated LAN; NMI; SPM; SSM; SUM; SuperDoctor® 5; Watchdog;	Intel® Node Manager; IPMI (Intelligent Platform Management Interface) v2.0 with KVM support; KVM with dedicated LAN; NMI; SPM; SSM; SUM; SuperDoctor® 5; Watchdog;
Drive Bays	48x 2.5" hot-swap drive bay 2x 2.5" hot-swap drive bay	48x 2.5" hot-swap drive bay 2x 2.5" hot-swap drive bay
Peripheral Bays	N/A	N/A
Power Supply	Yes Redundant 2 Qty. PWS-1K62P-1R	Yes Redundant 2 Qty. PWS-1K62P-1R
Cooling System	5x 8cm high-performance PWM fans;	5x 8cm high-performance PWM fans;
Form Factor	2U 17.2" (437mm) x 3.5" (89mm) x 30" (684mm)	2U 17.2" (437mm) x 3.5" (89mm) x 30" (684mm)

* Please check with your Supermicro sales representative and website for compatibility and configuration details



Storage

X11 SuperStorage 2U



MODEL	SUG-6029P-E1CR24H SUG-6029P-E1CR24L	SUG-2029P-ACR24H SUG-2029P-ACR24L
Processor Support	Intel® Xeon® Processor Scalable Family with UPI up to 10.4 GT/s	Intel® Xeon® Processor Scalable Family – Skylake with UPI up to 10.4 GT/s
Key Applications	<ul style="list-style-type: none"> • Corporate Database • Data Center • Database Processing & Storage • Enterprise Server • HPC • iSCSI SAN 	<ul style="list-style-type: none"> • High Performance NAS Servers • Web Cache • Corporate Database • HPC • Database Processing & Storage • Large Database
Outstanding Features	<ul style="list-style-type: none"> • 24x 3.5" Drives in 2U Form Factor • Supports Dual 205W Skylake CPU • 24 DIMM sockets • Support SIOM Card for Multiple IO Option • Redundant 1600W Titanium Level high-efficiency power supplies • -H: Broadcom® 3108 SAS3 HW RAID controller • -L: Broadcom® 3008 IT Mode SAS controller 	<ul style="list-style-type: none"> • 2x Optional Onboard NVMe M.2 • 24x 2.5" Hot-swap SAS3 bays • 205W CPU support • 16 DIMM support • Dual 10G BaseT • 1200W Titanium Level high-efficiency power supply • -H: 3x Broadcom® 3108 HW controllers • -L: 3x Broadcom® 3008 IT Mode Controllers
Serverboard	SUPER® X11DSC+	SUPER® X11DPH-T
Chipset	Intel® C621 chipset	Intel® C624 chipset
System Memory (Max.)*	Up to 3TB 3DS ECC, DDR4-2666MHz in 24 DIMM slots	Up to 1TB 3DS ECC, DDR4-2666MHz in 16 DIMM slots
Expansion Slots	3 PCI-E 3.0 x8 for Add-On-Module (AOM);	3 PCI-E 3.0 x16, 4 PCI-E 3.0 x8.
Storage Controller	-E1CR24H: Broadcom® 3108 SAS3 add-on controller card -E1CR24L: Broadcom® 3008 SAS3 add-on controller card	-ACR24H: 3x Broadcom® 3108 SAS3 add-on controller cards -ACR24L: 3x Broadcom® 3008 SAS3 add-on controller cards
Connectivity	N/A	Dual LAN with 10GBase-T with Intel® X557
VGA/Audio	1 VGA D-Sub Connector, 1 Aspeed AST2500 BMC;	1 VGA
Management	Intel® Node Manager; IPMI (Intelligent Platform Management Interface) v2.0 with KVM support; KVM with dedicated LAN; NMI; SPM; SSM; SUM; SuperDoctor® 5; Watchdog;	Intel® Node Manager, IPMI2.0, NMI, SPM, SUM, SuperDoctor® 5, Watchdog
Drive Bays	24x 3.5" hot-swap drive bay 2x 2.5" hot-swap drive bay	24x 2.5" hot-swap SAS3/SATA3 drive bay
Peripheral Bays	N/A	2x 2.5" rear hot-swap drive bays, 2x M.2 Internal bays
Power Supply	Yes Redundant 2 Qty. PWS-1K62P-1R	1200W Titanium Level high-efficiency power supply
Cooling System	5x 8cm high-performance PWM fans;	3x 8cm hot-swap redundant PWM cooling fans.
Form Factor	2U 17.2" (437mm) x 3.5" (89mm) x 34" (863.6mm)	

* Please check with your Supermicro sales representative and website for compatibility and configuration details

X11 SuperStorage 2U

X11 SuperStorage 2U



MODEL	SSG-2029P-E1CR24H SSG-2029P-E1CR24L	SSG-6029P-E1CR12T
Processor Support	Intel® Xeon® Scalable Processors with UPI up to 10.4 GT/s	Intel® Xeon® Scalable Processors with UPI up to 10.4 GT/s
Key Applications	<ul style="list-style-type: none"> • Corporate Database • Database Processing & Storage • Enterprise Server • HPC • Data Center • iSCSI SAN 	<ul style="list-style-type: none"> • Corporate Database • Database Processing & Storage • Enterprise Server • HPC • Data Center • iSCSI SAN
Outstanding Features	<ul style="list-style-type: none"> • 24x 2.5" Hot-swap SAS3 bays • 205W CPU support • 16 DIMM support • Dual 10G BaseT • Dual JBOD Expansion Ports • 1200W Titanium Level high-efficiency power supply • -H: Broadcom® 3108 HW controllers • -L: Broadcom® 3008 IT Mode Controllers 	<ul style="list-style-type: none"> • Broadcom® 3108 SAS3 HW RAID controller • 2x Optional Onboard NVMe M.2 • 12x 3.5" hot-swap SAS3/SATA3 drive bays • 205W CPU support • 16 DIMM support • Dual 10G BaseT • 1200W Titanium Level high-efficiency power supply
Serverboard	SUPER● X11DPH-T	SUPER● X11DPH-T
Chipset	Intel® C624 chipset	Intel® C624 chipset
System Memory (Max.)*	Up to 2TB 3DS ECC, DDR4-2666MHz in 16 DIMM slots	Up to 2TB 3DS ECC, DDR4-2666MHz in 16 DIMM slots
Expansion Slots	3 PCI-E 3.0 x16, 4 PCI-E 3.0 x8. Slot 2 & 3 occupied by controller and JBOD Expansion Port	3 PCI-E 3.0 x16, 4 PCI-E 3.0 x8. Slot 1 occupied by controller
Storage Controller	-E1CR24H: Broadcom® 3108 SAS3 add-on controller card -E1CR24L: Broadcom® 3008 SAS3 add-on controller card	Broadcom® 3108 SAS3 add-on HW RAID controller
Connectivity	Dual LAN with 10GBase-T with Intel® X557	Dual LAN with 10GBase-T with Intel® X557
VGA/Audio	1 VGA	1 VGA
Management	Intel® Node Manager, IPMI2.0, NMI, SPM, SUM, SuperDoctor® 5, Watchdog	Intel® Node Manager, IPMI2.0, NMI, SPM, SUM, SuperDoctor® 5, Watchdog
Drive Bays	24x 2.5" hot-swap SAS3/SATA3 drive bay	12x 3.5" hot-swap SAS3/SATA3 drive bays
Peripheral Bays	2x 2.5" rear hot-swap drive bay, 2x M.2 Internal bays	2x 2.5" rear hot-swap drive bays, 2x M.2 Internal bays
Power Supply	1200W Titanium Level high-efficiency power supply	1200W Titanium Level high-efficiency power supply
Cooling System	3x 8cm hot-swap redundant PWM cooling fans.	3x 8cm hot-swap redundant PWM cooling fans.
Form Factor	2U 17.2" (437mm) x 3.5" (89mm) x 24.8" (630mm)	2U 17.2" (437mm) x 3.5" (89mm) x 25.5" (647mm)

* Please check with your Supermicro sales representative and website for compatibility and configuration details

X11 SuperStorage 2U

X11 SuperStorage 2U



MODEL	SSG-6029P-E1CR12H SSG-6029P-E1CR12L	SSG-6029P-E1CR16T
Processor Support	Intel® Xeon® Scalable Processors with UPI up to 10.4 GT/s	Intel® Xeon® Scalable Processors with UPI up to 10.4 GT/s
Key Applications	<ul style="list-style-type: none"> • Corporate Database • Database Processing & Storage • Enterprise Server • HPC • Data Center • iSCSI SAN 	<ul style="list-style-type: none"> • Corporate Database • Database Processing & Storage • Enterprise Server • HPC • Data Center • iSCSI SAN
Outstanding Features	<ul style="list-style-type: none"> • 2x Optional Onboard NVMe M.2 • 12x 3.5" hot-swap SAS3/SATA3 drive bays • 205W CPU support • 16 DIMM support • Dual 10G BaseT • Dual JBOD Expansion Ports • 1200W Titanium Level high-efficiency power supply • -E1CR12H: Broadcom® 3108 SAS3 HW RAID controller • -E1CR12L: Broadcom® 3008 IT Mode SAS controller 	<ul style="list-style-type: none"> • Broadcom® 3108 SAS3 HW RAID controller • 2x Optional Onboard NVMe M.2 • 16x 3.5" Hot-swap SAS3 bays • 205W CPU support • 16 DIMM support • Dual 10G BaseT • Redundant 1600W Titanium Level high-efficiency power supplies
Serverboard	SUPER® X11DPH-T	SUPER® X11DPH-T
Chipset	Intel® C624 chipset	Intel® C624 chipset
System Memory (Max.)*	Up to 2TB 3DS ECC, DDR4-2666MHz in 16 DIMM slots	Up to 2TB 3DS ECC, DDR4-2666MHz in 16 DIMM slots
Expansion Slots	3 PCI-E 3.0 x16, 4 PCI-E 3.0 x8. Slot 2 & 3 occupied by controller and JBOD Expansion Port	3 PCI-E 3.0 x16, 4 PCI-E 3.0 x8. Slot 1 occupied by controller
Storage Controller	-E1CR12H: Broadcom® 3108 SAS3 add-on controller card -E1CR12L: Broadcom® 3008 SAS3 add-on controller card	Broadcom® 3108 SAS3 add on HW RAID controller
Connectivity	Dual LAN with 10GBase-T with Intel® X557	Dual LAN with 10GBase-T with Intel® X557
VGA/Audio	1 VGA	1 VGA
Management	Intel® Node Manager, IPMI2.0, NMI, SPM, SUM, SuperDoctor® 5, Watchdog	Intel® Node Manager, IPMI2.0, NMI, SPM, SUM, SuperDoctor® 5, Watchdog
Drive Bays	12x 3.5" hot-swap SAS3/SATA3 drive bays	16x 3.5" hot-swap SAS3/SATA3 drive bays
Peripheral Bays	2x 2.5" rear hot-swap drive bays, 2x M.2 Internal bays	2x 2.5" rear hot-swap drive bays, 2x M.2 Internal bays
Power Supply	1200W Titanium Level high-efficiency power supply	1600W Titanium Level high-efficiency power supply
Cooling System	3x 8cm hot-swap redundant PWM cooling fans.	3x 8cm hot-swap redundant PWM cooling fans.
Form Factor	2U 17.2" (437mm) x 3.5" (89mm) x 25.5" (647mm)	2U 17.2" (437mm) x 3.5" (89mm) x 27.75" (705mm)

* Please check with your Supermicro sales representative and website for compatibility and configuration details

X11 SuperStorage

Super SBB

X11 SuperStorage

Super SBB



MODEL	SSG-2029P-DN2RR32L	SSG-2029P-DN2R24L
Processor Support	Intel® Xeon® Scalable Processors with UPI up to 10.4 GT/s	Intel® Xeon® Scalable Processors with UPI up to 10.4 GT/s
Key Applications	<ul style="list-style-type: none"> • Corporate Database • Lustre • HPC • Virtualization • High Availability Storage Appliance Platform • All Flash Storage 	<ul style="list-style-type: none"> • Corporate Database • Lustre • HPC • Virtualization • High Availability Storage Appliance Platform
Outstanding Features	<ul style="list-style-type: none"> • Dual Drawer/Tray with a total of 32 NVMe Ruler SSDs • IPMI management with dedicated LAN • 2000W High Efficiency (96%) Titanium Level Redundant Power Supplies [nid:58 • NV-DIMM support • Shared storage between redundant controllers • Node to node heartbeat/ NTB connectivity 	<ul style="list-style-type: none"> • Redundant DP SBB supporting 24x U.2 Dual-Port NVMe • IPMI management with dedicated LAN • 2000W High Efficiency (96%) Titanium Level Redundant Power Supplies • NV-DIMM support • Shared storage between redundant controllers • Node to node heartbeat/ NTB connectivity
Serverboard	SUPER● X11DSN-TSq	SUPER● X11DSN-TS
Chipset	Intel® C627 chipset	Intel® C627 chipset
System Memory (Max.)*	Up to 1.5TB ECC 3DS LRDIMM, 512GB ECC RDIMM, DDR4 up to 2666MHz in 12 DIMM slots per node	2TB 3DS ECC, DDR4-2666MHz in 12 DIMM slots per node
Expansion Slots	2 PCI-E 3.0 x16 Low-profile slots per node, 1 PCI-E 3.0 x16 SIOM slot from CPU2 per node, x8 signals shared with QAT enabled board per node	2 PCI-E 3.0 x16 HHHLL, 1x PCI-E 3.0 x16 SIOM per node
Onboard Storage Controller	N/A	N/A
Connectivity	Dual LAN with 10GBase-T with Intel® X772 + PHY Intel® X557; Dual 10G private Ethernet between controller nodes Node to node PCI-E x8 NTB link	Dual LAN with 10GBase-T with Intel® X550; Dual 10G private Ethernet between controller nodes Dedicated B2B connection using NTB by PLX PCI-E 3.0 x8
VGA/Audio	1 VGA D-Sub Connector, 1 Aspeed AST2500 BMC per node	1 VGA D-Sub Connector, 1 Aspeed AST2500 BMC per node
Management	Intel® Node Manager; IPMI (Intelligent Platform Management Interface) v2.0 with KVM support; IPMI2.0; KVM with dedicated LAN; NMI; SPM; SSM; SUM; SuperDoctor® 5; Watchdog;	Intel® Node Manager; IPMI (Intelligent Platform Management Interface) v2.0 with KVM support; IPMI2.0; KVM with dedicated LAN; NMI; SPM; SSM; SUM; SuperDoctor® 5; Watchdog;
Drive Bays	32 hot-swappable Intel Ruler NVMe drive bays + 1x M.2 per node	24x U.2 hot-swap Dual-Port NVMe drive bays
Peripheral Bays	N/A	N/A
Power Supply	2000W Redundant Titanium Level high-efficiency power supplies	2000W Redundant Titanium Level high-efficiency power supplies
Cooling System	6 60 mm x 60 mm x 76 mm counter rotating fans	5x 8cm high-performance PWM fans;
Form Factor	2U 17.2" (437mm) x 3.5" (89mm) x 33.3" (846mm)	2U Rackmount 17.2" (437mm) x 3.5" (89mm) x 25.6" (650mm)

* Please check with your Supermicro sales representative and website for compatibility and configuration details

X11 SuperStorage

Super SBB

X11 SuperStorage

3U



MODEL	SSG-2029P-DN2R48L	SSG-6039P-E1CR16H SSG-6039P-E1CR16L
Processor Support	Intel® Xeon® Scalable Processors with UPI up to 10.4 GT/s	Intel® Xeon® Scalable Processors with UPI up to 10.4 GT/s
Key Applications	<ul style="list-style-type: none"> Corporate Database Lustre HPC Virtualization High Availability Storage Appliance Platform 	<ul style="list-style-type: none"> Corporate Database Data Center Database Processing & Storage Enterprise Server HPC iSCSI SAN
Outstanding Features	<ul style="list-style-type: none"> Redundant DP-SBB supporting 48x U.2 Dual-Port NVMe IPMI management with dedicated LAN 2000W High Efficiency (96%) Titanium Level Redundant Power Supplies [nid:58] NV-DIMM support Shared storage between redundant controllers Node to node heartbeat/ NTB connectivity 	<ul style="list-style-type: none"> 2x Optional Onboard NVMe M.2 16x 3.5" SAS3/SATA3 drive bays 205W CPU support 16 DIMM support Dual 10G BaseT Dual JBOD Expansion Ports 1200W Titanium Level high-efficiency power supply -E1CR116H: Broadcom® 3108 SAS3 HW RAID controller -E1CR116L: Broadcom® 3008 IT Mode SAS controller
Serverboard	SUPER● X11DSN-TS	SUPER● X11DPH-T
Chipset	Intel® C627 chipset	Intel® C624 chipset
System Memory (Max.)*	2TB 3DS ECC, DDR4-2666MHz in 12 DIMM slots per node	Up to 2TB 3DS ECC, DDR4-2666MHz in 16 DIMM slots
Expansion Slots	2 PCI-E 3.0 x16 HHHLL, 1x PCI-E 3.0 x16 SIOM per node	3 PCI-E 3.0 x16, 4 PCI-E 3.0 x8. Slot 2 & 3 occupied by controller and JBOD Expansion Port
Storage Controller	N/A	-E1CR116H: Broadcom® 3108 SAS3 add-on controller card -E1CR116L: Broadcom® 3008 SAS3 add-on controller card
Connectivity	Dual LAN with 10GBase-T with Intel® X550; Dual 10G private Ethernet between controller nodes Dedicated B2B connection using NTB by PLX PCI-E 3.0 x8	Dual LAN with 10GBase-T with Intel® X557
VGA/Audio	1 VGA D-Sub Connector, 1 Aspeed AST2500 BMC per node	1 VGA
Management	Intel® Node Manager; IPMI (Intelligent Platform Management Interface) v2.0 with KVM support; IPMI2.0; KVM with dedicated LAN; NMI; SPM; SSM; SUM; SuperDoctor® 5; Watchdog;	Intel® Node Manager, IPMI2.0, NMI, SPM, SUM, SuperDoctor® 5, Watchdog
Drive Bays	48x U.2 hot-swap Dual-Port NVMe drive bays	16x 3.5" hot-swap SAS3/SATA3 drive bays
Peripheral Bays	N/A	2x 2.5" rear hot-swap drive bays, 2x M.2 Internal bays
Power Supply	2000W Redundant Titanium Level high-efficiency power supplies	1200W Titanium Level high-efficiency power supply
Cooling System	5x 8cm high-performance PWM fans;	3x 8cm hot-swap redundant PWM cooling fans. 2x 80mm rear hot-swap exhaust PWM fan
Form Factor	2U 17.2" (437mm) x 3.5" (89mm) x 33.3" (846mm)	3U 17.2" (437mm) x 5.2" (132mm) x 25.5" (647mm)

* Please check with your Supermicro sales representative and website for compatibility and configuration details



X11 SuperStorage

4U



X11 SuperStorage

4U



MODEL	SSG-6049P-E1CR24H SSG-6049P-E1CR24L	SSG-6049P-E1CR36H SSG-6049P-E1CR36L
Processor Support	Intel® Xeon® Scalable Processors with UPI up to 10.4 GT/s	Intel® Xeon® Scalable Processors with UPI up to 10.4 GT/s
Key Applications	<ul style="list-style-type: none"> • Corporate Database • Data Center • Database Processing & Storage • Enterprise Server • HPC • iSCSI SAN 	<ul style="list-style-type: none"> • Corporate Database • Data Center • Database Processing & Storage • Enterprise Server • HPC • iSCSI SAN
Outstanding Features	<ul style="list-style-type: none"> • 2x Optional Onboard NVMe M.2 • 24x 3.5" Hot-swap SAS3 bays • 205W CPU support • 16 DIMM support • Dual 10G BaseT • Dual JBOD Expansion Ports • 1200W Titanium Level high-efficiency power supply • -E1CR24H: Broadcom® 3108 SAS3 HW RAID controller • -E1CR24L: Broadcom® 3008 IT Mode SAS controller 	<ul style="list-style-type: none"> • 36x 3.5" Hot-swap SAS3 bays • 205W CPU support • 16 DIMM support • Dual 10G BaseT • Dual JBOD Expansion Ports • 1200W Titanium Level high-efficiency power supply
Serverboard	SUPER® X11DPH-T	SUPER® X11DPH-T
Chipset	Intel® C624 chipset	Intel® C624 chipset
System Memory (Max.)*	Up to 2TB 3DS ECC, DDR4-2666MHz in 16 DIMM slots	Up to 2TB 3DS ECC, DDR4-2666MHz in 16 DIMM slots
Expansion Slots	3 PCI-E 3.0 x16, 4 PCI-E 3.0 x8. Slot 2 & 3 occupied by controller and JBOD Expansion Port	3 PCI-E 3.0 x16, 4 PCI-E 3.0 x8. Slot 2 & 3 occupied by controller and JBOD Expansion Port
Storage Controller	-E1CR24H: Broadcom® 3108 SAS3 add-on controller card -E1CR24L: Broadcom® 3008 SAS3 add-on controller card	-E1CR36H: Broadcom® 3108 SAS3 add-on controller card -E1CR36L: Broadcom® 3008 SAS3 add-on controller card
Connectivity	Dual LAN with 10GBase-T with Intel® X557	Dual LAN with 10GBase-T with Intel® X557
VGA/Audio	1 VGA	1 VGA
Management	Intel® Node Manager, IPMI2.0, NMI, SPM, SUM, SuperDoctor® 5, Watchdog	Intel® Node Manager, IPMI2.0, NMI, SPM, SUM, SuperDoctor® 5, Watchdog
Drive Bays	24x 3.5" hot-swap SAS3/SATA3 drive bays	36x 3.5" hot-swap SAS3/SATA3 drive bays
Peripheral Bays	2x 2.5" rear hot-swap drive bays, 2x M.2 Internal bays	2x 2.5" rear hot-swap drive bays, 2x M.2 Internal bays
Power Supply	1200W Titanium Level high-efficiency power supply	1200W Titanium Level high-efficiency power supply
Cooling System	3x 8cm hot-swap redundant PWM cooling fans. 2x 80mm rear hot-swap exhaust PWM fan	7x 8cm high-performance PWM fans, air shroud
Form Factor	4U 17.2" (437mm) x 7" (178mm) x 26" (660mm)	4U 17.2" (437mm) x 7" (178mm) x 26" (660mm)

*Please check with your Supermicro sales representative and website for compatibility and configuration details

Storage



MODEL	SSG-6049P-E1CR60H SSG-6049P-E1CR60L	SSG-6049P-E1CR45H SSG-6049P-E1CR45L
Processor Support	Intel® Xeon® Processor Scalable Family with UPI up to 10.4 GT/s	Intel® Xeon® Processor Scalable Family with UPI up to 10.4 GT/s
Key Applications	<ul style="list-style-type: none"> • Corporate Database • Data Center • Database Processing & Storage • Enterprise Server • HPC • iSCSI SAN 	<ul style="list-style-type: none"> • Corporate Database • Data Center • Database Processing & Storage • Enterprise Server • HPC • iSCSI SAN
Outstanding Features	<ul style="list-style-type: none"> • 60x 3.5" Drive in 4U Form Factor • Supports Dual 205W Skylake CPU • 24 DIMM sockets • Support SIOM Card for Multiple IO Options -E1CR60H: Broadcom® 3108 SAS3 HW RAID controller -E1CR60L: Broadcom® 3008 IT Mode SAS Controller 	<ul style="list-style-type: none"> • 45x 3.5" Drive in 4U Form Factor • Supports Dual 205W Skylake CPU • 24 DIMM sockets • Support SIOM Card for Multiple IO Options -E1CR45H: Broadcom® 3108 SAS3 HW RAID controller -E1CR45L: Broadcom® 3008 IT Mode SAS Controller
Serverboard	SUPER® X11DSC+	SUPER® X11DSC+
Chipset	Intel® C621 chipset	Intel® C621 chipset
System Memory (Max.)*	Up to 3TB 3DS ECC, DDR4-2666MHz in 24 DIMM slots	Up to 3TB 3DS ECC, DDR4-2666MHz in 24 DIMM slots
Expansion Slots	3 PCI-E 3.0 x8 for Add-On-Module (AOM);	3 PCI-E 3.0 x8 for Add-On-Module (AOM);
Onboard Storage Controller	-E1CR60H: Broadcom® 3108 SAS3 add-on controller card -E1CR60L: Broadcom® 3008 SAS3 add-on controller card	Intel® C621 controller for 8 SATA3 (6 Gbps) ports; RAID 0,1,5,10,50;
Connectivity	N/A	N/A
VGA/Audio	1 VGA D-Sub Connector, 1 Aspeed AST2500 BMC;	1 VGA D-Sub Connector, 1 Aspeed AST2500 BMC;
Management	Intel® Node Manager; IPMI (Intelligent Platform Management Interface) v2.0 with KVM support; KVM with dedicated LAN; NMI; SPM; SSM; SUM; SuperDoctor® 5; Watchdog;	Intel® Node Manager; IPMI (Intelligent Platform Management Interface) v2.0 with KVM support; KVM with dedicated LAN; NMI; SPM; SSM; SUM; SuperDoctor® 5; Watchdog;
Drive Bays	60x 3.5" hot-swap SAS/SATA drive bay with SES3	45x 3.5" hot-swap SAS/SATA drive bay with SES3
Peripheral Bays	2x 2.5" hot-swap drive bay	2x 2.5" hot-swap drive bay
Power Supply	Yes Redundant 2 Qty. PWS-2K05A-1R	Yes Redundant 2 Qty. PWS-1K66P-1R
Cooling System	5x 80mm rear hot-swap exhaust PWM fan;	5x 80mm rear hot-swap exhaust PWM fan;
Form Factor	4U Rackmount 17.2" (437mm) x 7" (178mm) x 30.2" (767.08mm)	4U Rackmount 17.2" (437mm) x 7" (178mm) x 26" (660mm)

* Please check with your Supermicro sales representative and website for compatibility and configuration details



SuperStorage
UP, Applications storage, Archive and cold storage



SuperStorage
Applications storage, Archive and cold storage



MODEL	SSG-5049P-E1CR45H SSG-5049P-E1CR45L	SSG-5049P-E1CTR36L
Processor Support	Intel® Xeon® Scalable Processors	Intel® Xeon® Scalable Processors
Key Applications	<ul style="list-style-type: none"> • Backup storage • Database Applications • Data Warehousing, Archiving • Cold Storage 	<ul style="list-style-type: none"> • Connectivity/Storage Computer Nodes • Database Processing & Storage
Outstanding Features	<ul style="list-style-type: none"> • 45x 3.5" Drive in 4U Form Factor 	<ul style="list-style-type: none"> • 2x 10GBase-T Ports • Remote management via dedicated IPMI BMC • 36x 3.5" Hot-swap SAS3 bays
Serverboard	SUPER® X11SPL-F	SUPER® X11SPH-nCTF
Chipset	Intel® C621 chipset	Intel® C622 chipset
System Memory (Max.)*	Up to 8x 288-pin DDR4 DIMM slots
Up to 1TB ECC 3DS LRDIMM
Up to 512GB ECC LRDIMM
Up to 256GB ECC RDIMM	Up to 8x 288-pin DDR4 DIMM slots
Up to 1TB ECC 3DS LRDIMM
Up to 512GB ECC LRDIMM
Up to 256GB ECC RDIMM
Expansion Slots	2 PCI-E 3.0 x8 (in x16 slot); 4 PCI-E 3.0 x8; 1 PCI-E 3.0 x4 (in x8 slot);	1 PCI-E 3.0 x16 (x16 or x8); 1 PCI-E 3.0 x8 (x0 or x8); 1 PCI-E 3.0 x8; 1 PCI-E 3.0 x4 (in x8 slot);
Storage Controller	-E1CR45H: Broadcom® 3108 SAS3 add-on controller card -E1CR45L: Broadcom® 3008 SAS3 add-on controller card	Broadcom® 3008 IT mode controller
Connectivity	Dual LAN with 1GbE with Intel® I210	2x 10GBase-T Ports
VGA/Audio	1 VGA	1 VGA
Management	Intel® Node Manager; IPMI2.0; KVM with dedicated LAN; NMI; SPM; SUM; SuperDoctor® 5; Watchdog;	Intel® Node Manager; IPMI2.0; KVM with dedicated LAN; NMI; SPM; SUM; SuperDoctor® 5; Watchdog;
Drive Bays	45x 3.5" SATA or SAS)+ 2x2.5"SATA (Rear)	Optional 2x2.5" NVMe/SATA rear drive kit" to "Peripheral Bays
Peripheral Bays	2x 2.5"(SATA or NVMe w/AOC) option	2x 3.5" internal fixed drive bay or 4x 2.5" internal fixed drive bay, 2x M.2 Internal bays
Power Supply	Redundant 1600W Platinum Level high-efficiency Power Supply	Redundant 1200W Platinum Level high-efficiency Power Supply
Cooling System	FAN-0184L4	7x 80mm high-performance fan;
Form Factor	4U Rackmount 437 x 178 x 660mm (17.2" x 7" x 26")	4U 17.2" (437mm) x 7" (178mm) x 27.5" (699mm); Enclosure: 437 x 178 x 699mm (17.2" x 7" x 27.5") Package: 445 x 686 x 1003mm (17.5" x 27" x 39.5")

* Please check with your Supermicro sales representative and website for compatibility and configuration details



Cold Storage



Best Cost-Efficient Cold Storage



MODEL	SSG-5018A-A(R/S)12L	SSG-5018D2-AR12L
Processor Support	Intel® Atom® Processor C2750	Intel® Pentium® D 1508 Processor, SoC, 2 Core, 4 Thread 2.2 GHz (2.6 GHz Turbo), 25W
Key Applications	<ul style="list-style-type: none"> Storage Nodes 	<ul style="list-style-type: none"> Cold Storage Data Warehousing, Archiving Long Tail, Medical Records, Compliance Docs Low Power Efficiency Appliance
Outstanding Features	<ul style="list-style-type: none"> Hardware Drive Power Control 1 PCI-E 2.0 x4 (in x8 slot) 12x 3.5" data drives in 1U Cost optimized RAID: IT Mode only SATADOM for OS drive 	<ul style="list-style-type: none"> 12x Hot-Swap 3.5" SAS2/SATA3 bays (6 Gb/s) Option 4x 2.5" internal HDD drives Up to 128GB DDR4 2133MHz RDIMM or 64GB UDIMM 2-Port 1G Base-T and 2-port 10G SFP+ Network Port M.2 2242, 2280, 22110 PCI-E 3.0 x4 with M-key IPMI 2.0 (dedicated LAN) with Virtual Media/KVM over LAN
Serverboard	SUPER® A1SA7-2750F	SUPER® X10SDV-2C-7TP4F
Chipset	System on Chip chipset	Intel® Pentium® D 1508 SoC Processor
System Memory (Max.)*	Up to 64GB ECC/non-ECC UDIMM, DDR3-1600MHz in 4 DIMM slots, x8 data width	Up to 128GB DDR4 2133 MHz RDIMM or 64GB UDIMM
Expansion Slots	1 PCI-E 2.0 x4 (LP, HL, in x8 slot)	1 PCI-E 3.0 x8 full height
Onboard Storage Controller	IT Mode	Broadcom® 2116 (IT mode)
Connectivity	Dual LAN with SoC	2x USB 3.0, 5x USB 2.0 port, VGA
VGA/Audio	AST2400 VGA	Built-in VGA from Aspeed BMC
Management	IPMI2.0; NMI; SuperDoctor® 5; Watchdog	IPMI 2.0 w/ dedicated LAN port & KVM; 4 Pin PWM Fan Speed control; TPM option; Thermal and voltage monitoring
Drive Bays	12x 3.5" drive bay	12x Hot-Swap 3.5" SAS2/SATA3 drive bays (6 Gb/s), Option 4x 2.5" internal HDD drives
Peripheral Bays	N/A	N/A
Power Supply	400W Redundant Gold Level high-efficiency power supplies	400W Redundant Gold Level power supplies
Cooling System	6x 40x28mm PWM fan;	5x 4cm middle fan
Form Factor	1U Rackmount 437 x 43 x 813mm (17.2" x 1.7" x 32")	1U rackmount 437 x 43 x 813mm (17.2" x 1.7" x 32")

* Please check with your Supermicro sales representative and website for compatibility and configuration details



High-Density
Cold Storage



High-Density
Warm Storage



MODEL	SSG-5018D4-AR12L	SSG-5018D8-AR12L
Processor Support	Intel® Xeon® Processor D 1518 Processor, SoC, 4 Core, 8 Thread 2.2 GHz (2.2 GHz Turbo), 35W	Intel® Xeon® Processor D 1537 Processor, SoC, 8 Core, 16 Thread 1.7 GHz (2.3 GHz Turbo), 35W
Key Applications	<ul style="list-style-type: none"> • Cold Storage • Archiving, Mail/Finance, Security • Scale-Out Density, VOD Delivery • Low Power Efficiency Appliance 	<ul style="list-style-type: none"> • Warm Storage • CDN, Business Hosting • OLTP/DB • Low Power Efficiency Appliance
Outstanding Features	<ul style="list-style-type: none"> • 12x Hot-Swap 3.5" SAS2/SATA3 bays (6 Gb/s) • Option 4x 2.5" internal HDD drives • Up to 128GB DDR4 2133MHz RDIMM or 64GB UDIMM • 2-Port 1G Base-T and 2-port 10G SFP+ Network Port • M.2 2242, 2280, 22110 PCI-E 3.0 x4 with M-key • IPMI 2.0 (dedicated LAN) with Virtual Media/KVM over LAN 	<ul style="list-style-type: none"> • 12x Hot-Swap 3.5" SAS2/SATA3 bays (6 Gb/s) • Option 4x 2.5" internal HDD drives • Up to 128GB DDR4 2133MHz RDIMM or 64GB UDIMM • 2-Port 1G Base-T and 2-port 10G SFP+ Network Port • M.2 2242, 2280, 22110 PCI-E 3.0 x4 with M-key • IPMI 2.0 (dedicated LAN) with Virtual Media/KVM over LAN
Serverboard	SUPER● X10SDV-4C-7TP4F	SUPER● X10SDV-7TP4F
Chipset	Intel® Xeon® Processor D 1518 SoC Processor	Intel® Pentium® D 1537 SoC Processor
System Memory (Max.)*	Up to 128GB DDR4 2133 MHz RDIMM or 64GB UDIMM	Up to 128GB DDR4 2133 MHz RDIMM or 64GB UDIMM
Expansion Slots	1 PCI-E 3.0 x8 full height	1 PCI-E 3.0 x8 full height
Onboard Storage Controller	Broadcom® 2116 (IT mode)	Broadcom® 2116 (IT mode)
Connectivity	2x USB 3.0, 5x USB 2.0 port, VGA	2x USB 3.0, 5x USB 2.0 port, VGA
VGA/Audio	Built-in VGA from Aspeed BMC	Built-in VGA from Aspeed BMC
Management	IPMI 2.0 w/ dedicated LAN port & KVM; 4 Pin PWM Fan Speed control; TPM option; Thermal and voltage monitoring	IPMI 2.0 w/ dedicated LAN port & KVM; 4 Pin PWM Fan Speed control; TPM option; Thermal and voltage monitoring
Drive Bays	12x Hot-Swap 3.5" SAS2/SATA3 drive bays (6 Gb/s), Option 4x 2.5" internal HDD drives	12x Hot-Swap 3.5" SAS2/SATA3 drive bays (6 Gb/s), Option 4x 2.5" internal HDD drives
Peripheral Bays	N/A	N/A
Power Supply	400W Redundant Gold Level power supplies	400W Redundant Gold Level power supplies
Cooling System	5x 4cm middle fan	5x 4cm middle fan
Form Factor	1U rackmount 437 x 43 x 813mm (17.2" x 1.7" x 32")	1U rackmount 437 x 43 x 813mm (17.2" x 1.7" x 32")

* Please check with your Supermicro sales representative and website for compatibility and configuration details

24-Bay 2U Storage

High Availability Storage Platform

Super SBB Storage

Super SBB Storage



MODEL	SSG-2028R-DE2CR24L	SSG-2028R-DN2R48L	SSG-2028R-DN2R24L
Processor Support	Redundant dual Intel® Xeon® Processor E5-2600 v4/ v3 product families supported; QPI up to 9.6GT/s	Intel® Xeon® processor E5-2600 V3 Intel® Xeon® processor E5-2600 V4 with UPI up to 9.6GT/s	Intel® Xeon® processor E5-2600 V3 Intel® Xeon® processor E5-2600 V4 with UPI up to 9.6GT/s
Key Applications	<ul style="list-style-type: none"> High Availability Storage Appliance Platform 	<ul style="list-style-type: none"> Corporate Database Lustre HPC Virtualization High Availability Storage Appliance Platform 	<ul style="list-style-type: none"> Corporate Database Lustre HPC Virtualization High Availability Storage Appliance Platform
Outstanding Features	<ul style="list-style-type: none"> Redundant DP SBB supporting shared 24x 2.5" SAS HDD Intel® X540 Dual port 10GBase-T Dual JBOD Expansion Ports per node NV-DIMM support Up to 3 add-on cards per node Redundant 1200W Titanium Level redundant power supplies 	<ul style="list-style-type: none"> Dual port NVMe Support SIOM Card for Multiple IO Option 2000W High Efficiency (96%) Titanium Level Redundant Power Supplies Redundant DP SBB supporting 48x U.2 dual port NVMe Shared storage between redundant controllers Node to node heartbeat/10G connectivity 	<ul style="list-style-type: none"> Dual port NVMe Support SIOM Card for Multiple IO Option 2000W High Efficiency (96%) Titanium Level Redundant Power Supplies Redundant DP SBB supporting 24x U.2 dual port NVMe Shared storage between redundant controllers Node to node heartbeat/10G connectivity
Serverboard	Redundant SUPER● X10DRS-2U	SUPER● X10DSN-TS	SUPER● X10DSN-TS
Chipset	Redundant Intel® C612 chipset	Intel® C612 chipset	Intel® C612 chipset
System Memory (Max.)*	Redundant up to 1TB ECC 3DS LRDIMM or RDIMM DDR4-2400MHz in 8 DIMM slots	1TB Registered ECC, DDR4-2400/2133 MHz in 16 DIMM slots (per node)	1TB Registered ECC, DDR4-2400/2133 MHz in 16 DIMM slots (per node)
Expansion Slots	Redundant 3 PCI-E 3.0 x8 Low profile expansion slots per controller	1 PCI-E 3.0 x16 HHHL, 1 PCI-E 3.0 x8 HHHL, 1 SIOM (per node)	1 PCI-E 3.0 x16 HHHL, 1 PCI-E 3.0 x8 HHHL, SIOM (per node)
Onboard Storage Controller	Redundant Broadcom® 3008 SAS controller	Intel® C612 controller for 2 SATA3 (6 Gbps) ports (per node)	Intel® C612 controller for 2 SATA3 (6 Gbps) ports (per node)
Connectivity	Redundant dual LAN with 10GBase-T with Intel® X540 10GbE Controller per node 100M private Ethernet between controller nodes	Dual LAN with Intel® X540 10GBase-T Ethernet Controller (per node)	Dual LAN with Intel® X540 10GBase-T Ethernet Controller (per node)
VGA/Audio	Redundant AST2400 VGA	1 VGA by Aspeed AST2400 BMC (per node)	1 VGA by Aspeed AST2400 BMC (per node)
Management	Redundant IPMI 2.0 + KVM with dedicated LAN	Intel® Node Manager; IPMI2.0; KVM with dedicated LAN; NMI;	Intel® Node Manager; IPMI2.0; KVM with dedicated LAN; NMI;
Drive Bays	Shared 24x 2.5" hot-swap SAS drive bay with SES2	48x 2.5" dual port NVMe drive bay	24x 2.5" dual port NVMe drive bay
Peripheral Bays	N/A	N/A	N/A
Power Supply	Redundant 1200W Titanium Level high-efficiency power supplies with i ² C and PMBus	Redundant PWS-2K05A-1R	Redundant PWS-2K05A-1R
Cooling System	Redundant 4x 4cm PWM cooling fans per node	5x 8cm high-performance PWM fans;	5x 8cm high-performance PWM fans;
Form Factor	2U Rackmount 437 x 89 x 622mm (17.2" x 3.5" x 24.5")	2U Rackmount 17.2" (437mm) x 3.5" (89mm) x 33.3" (846mm)	2U Rackmount 17.2" (437mm) x 3.5" (89mm) x 25.6" (650mm)

* Please check with your Supermicro sales representative and website for compatibility and configuration details



2U Simply Double Storage

48 Bay NVMe Drive



2U Simply Double Storage

48 Bay SAS3 Storage Expandable



MODEL	SSG-2028R-NR48N	SSG-2028R-E1CR48N/L
Processor Support	Dual Intel® Xeon® Processor E5-2600 v4/v3 product families supported; QPI up to 9.6GT/s	Dual Intel® Xeon® Processor E5-2600 v4/v3 product families supported; QPI up to 9.6GT/s
Key Applications	<ul style="list-style-type: none"> Corporate Database Data Center Database Processing & Storage Enterprise Server HPC iSCSI SAN 	<ul style="list-style-type: none"> Corporate Database Data Center Database Processing & Storage Enterprise Server HPC iSCSI SAN
Outstanding Features	<ul style="list-style-type: none"> 48x 2.5" NVMe Drive in 2U Form Factor Supports dual 145W CPU 24 DIMM sockets Support SIOM Card for Multiple IO Option Redundant 1600W Titanium Level high-efficiency power supplies 	<ul style="list-style-type: none"> 48x 2.5" Drive in 2U Form Factor -E1CR48N: Broadcom® 3108 SAS3 HW RAID controller; -E1CR48L: Broadcom® 3008 SAS3 HBA controller Supports dual 145W CPU 24 DIMM sockets Support SIOM Card for Multiple IO Option Redundant 1600W Titanium Level high-efficiency power supplies
Serverboard	SUPER [®] X10DSC+	SUPER [®] X10DSC+
Chipset	Intel® C612 chipset	Intel® C612 chipset
System Memory (Max.)*	Up to 3TB ECC 3DS LRDIMM or RDIMM DDR4-2400MHz in 24 DIMM slots	Up to 3TB ECC 3DS LRDIMM or RDIMM DDR4-2400MHz in 24 DIMM slots
Expansion Slots	2 PCI-E 3.0 x16 1 PCI-E 3.0 x8 Slot 3 occupied by NVMe AOC	2 PCI-E 3.0 x16 1 PCI-E 3.0 x8
Onboard Storage Controller	Onboard NVMe controller	-E1CR48N: Broadcom® 3108 SAS3 HW RAID controller; -E1CR48L: Broadcom® 3008 SAS3 HBA controller
Connectivity	SIOM card for multiple IO option.	SIOM card for multiple IO option.
VGA/Audio	AST2400 VGA	AST2400 VGA
Management	IPMI 2.0 + KVM with dedicated LAN, Intel® Node Manager, SUM, SPM, SSM, SuperDoctor® 5, Watchdog	IPMI 2.0 + KVM with dedicated LAN, Intel® Node Manager, SUM, SPM, SSM, SuperDoctor® 5, Watchdog
Drive Bays	48x 2.5" hot-swap NVMe drive bays	48x 2.5" hot-swap SAS3/SATA3 drive bays; Optional 4x NVMe hybrid drive bay support (44x 2.5" +4x NVMe)
Peripheral Bays	2x 2.5" rear hot-swap drive bays	Optional 2x 2.5" rear drive tray to support quad rear 2.5" drives
Power Supply	1600W Redundant Titanium Level high-efficiency power supplies with I ² C & PMBus	1600W Redundant Titanium Level high-efficiency power supplies with I ² C & PMBus
Cooling System	5x 8cm hot-swap redundant PWM cooling fans	5x 8cm hot-swap redundant PWM cooling fans
Form Factor	2U 17.2" (437mm) x 3.5" (89mm) x 30" (684mm)	2U Rackmount 437 x 89 x 767mm (17.2" x 3.5" x 30.2"); With Cable Management Arm installed: 35.2" (895mm)

* Please check with your Supermicro sales representative and website for compatibility and configuration details

2U Simply Double Storage

24 Bay SAS3 w/ HW RAID
Storage Expandable

2U Simply Double Storage

24 Bay SAS3 w/ IT Mode
Storage Expandable



MODEL	SSG-6028R-E1CR24N	SSG-6028R-E1CR24L
Processor Support	Dual Intel® Xeon® Processor E5-2600 v4/v3 product families supported; QPI up to 9.6GT/s	Dual Intel® Xeon® Processor E5-2600 v4/v3 product families supported; QPI up to 9.6GT/s
Key Applications	<ul style="list-style-type: none"> • Corporate Database • Data Center • Database Processing & Storage • Enterprise Server • HPC • iSCSI SAN 	<ul style="list-style-type: none"> • Corporate Database • Data Center • Database Processing & Storage • Enterprise Server • HPC • iSCSI SAN
Outstanding Features	<ul style="list-style-type: none"> • 24x 3.5" Drive in 2U Form Factor • Broadcom® 3108 SAS3 HW RAID controller • Supports dual 145W CPU • 24 DIMM sockets • Support SIOM Card for Multiple IO Option • Redundant 1600W Titanium Level high-efficiency power supplies 	<ul style="list-style-type: none"> • 24x 3.5" Drive in 2U Form Factor • Broadcom® 3008 SAS3 HBA controller • Supports dual 145W CPU • 24 DIMM sockets • Support SIOM Card for Multiple IO Option • Redundant 1600W Titanium Level high-efficiency power supplies
Serverboard	SUPER [®] X10DSC+	SUPER [®] X10DSC+
Chipset	Intel® C612 chipset	Intel® C612 chipset
System Memory (Max.)*	Up to 3TB ECC 3DS LRDIMM or RDIMM DDR4-2400MHz in 24 DIMM slots	Up to 3TB ECC 3DS LRDIMM or RDIMM DDR4-2400MHz in 24 DIMM slots
Expansion Slots	2 PCI-E 3.0 x16 1 PCI-E 3.0 x8	2 PCI-E 3.0 x16 1 PCI-E 3.0 x8
Onboard Storage Controller	Broadcom® 3108 SAS3 HW RAID controller	Broadcom® 3008 SAS3 HBA controller
Connectivity	SIOM card for multiple IO option	SIOM card for multiple IO option
VGA/Audio	1 VGA, 1 Aspeed AST2400 BMC	1 VGA, 1 Aspeed AST2400 BMC
Management	Intel® Node Manager, IPMI2.0, NMI, SPM, SUM, SuperDoctor® 5, Watchdog	Intel® Node Manager, IPMI2.0, NMI, SPM, SUM, SuperDoctor® 5, Watchdog
Drive Bays	24x 3.5" hot-swap drive bay; Optional 4x NVMe hybrid drive bay support (20x 3.5" +4x NVMe)	24x 3.5" hot-swap drive bay; Optional 4x NVMe hybrid drive bay support (20x 3.5" +4x NVMe)
Peripheral Bays	Optional 2x 2.5" rear drive bay to support quad rear 2.5" drives	Optional 2x 2.5" rear drive bay to support quad rear 2.5" drives
Power Supply	1600W Redundant Titanium Level high-efficiency power supplies with I ² C & PMBus	1600W Redundant Titanium Level high-efficiency power supplies with I ² C & PMBus
Cooling System	5x 8cm hot-swap redundant PWM cooling fans	5x 8cm hot-swap redundant PWM cooling fans
Form Factor	2U Rackmount 437 x 89 x 863.6mm (17.2" x 3.5" x 34"); With Cable Management Arm installed: 41" (1041.4mm)	2U Rackmount 437 x 89 x 863.6mm (17.2" x 3.5" x 34"); With Cable Management Arm installed: 41" (1041.4mm)

* Please check with your Supermicro sales representative and website for compatibility and configuration details



2U Storage
X10 SAS3 HW RAID controller
Storage Expandable



2U Storage
X10 SAS3 HW RAID controller Storage Expandable



MODEL	SSG-6028R-E1CR12T	SSG-6028R-E1CR12N
Processor Support	Dual Intel® Xeon® Processor E5-2600 v4/v3 product families supported; QPI up to 9.6GT/s	Dual Intel® Xeon® Processor E5-2600 v4/v3 product families supported; QPI up to 9.6GT/s
Key Applications	<ul style="list-style-type: none"> Corporate Database Data Center Database Processing & Storage Enterprise Server HPC iSCSI SAN 	<ul style="list-style-type: none"> Corporate Database Data Center Database Processing & Storage Enterprise Server HPC iSCSI SAN
Outstanding Features	<ul style="list-style-type: none"> Onboard Broadcom® 3108 SAS3 HW RAID controller 12x 3.5" hot-swap SAS3/SATA3 drive bays Supports dual 145W CPU Supports 16 DIMM DDR4 up to 2133MHz Dual 10G BaseT Redundant 920W Platinum Level (94%+) Power Supplies 	<ul style="list-style-type: none"> Broadcom® 3108 SAS3 HW RAID controller 12x 3.5" SAS3/SATA3 drive bays 145W CPU support 24 DIMM slots 4x 10G BaseT Dual JBOD Expansion Ports Redundant 920W Platinum Level high efficiency power supplies
Serverboard	SUPER® X10DRH-CT	SUPER® X10DRI-T4+
Chipset	Intel® C612 chipset	Intel® C612 chipset
System Memory (Max.)*	Up to 2TB ECC 3DS LRDIMM or RDIMM DDR4-2400MHz in 16 DIMM slots	Up to 3TB ECC 3DS LRDIMM or RDIMM DDR4-2400MHz in 24 DIMM slots
Expansion Slots	1 PCI-E 3.0 x16 6 PCI-E 3.0 x8	2 PCI-E 3.0 x16 3 PCI-E 3.0 x8 1 PCI-E 3.0 x4 (in x8) Slot 3 & 4 occupied by controller and JBOD expansion port
Onboard Storage Controller	Broadcom® 3108 SAS3 onboard controller card	Broadcom® 3108 SAS3 HW RAID controller card
Connectivity	Dual 10GBase-T with Intel® X540 10GbE Controller	Quad LAN with Intel® X540 10GBase-T Ethernet Controller
VGA/Audio	AST2400 VGA	AST2400 VGA
Management	IPMI 2.0 + KVM with dedicated LAN, Intel® Node Manager, SUM, SPM, SSM, SuperDoctor® 5, Watchdog	IPMI 2.0 + KVM with dedicated LAN, Intel® Node Manager, SUM, SPM, SSM, SuperDoctor® 5, Watchdog
Drive Bays	12x 3.5" hot-swap SAS3/SATA3 drive bay; Optional 4x NVMe hybrid drive bay support (8x 3.5" + 4x NVMe)	12x 3.5" hot-swap SAS3/SATA3 drive bay; optional 2x 2.5" internal fixed drive bay
Peripheral Bays	2x 2.5" optional rear hot-swap drive bay	N/A
Power Supply	920W Redundant Platinum Level high-efficiency power supplies with I ² C & PMBus	920W Redundant Platinum Level high-efficiency power supplies with I ² C & PMBus
Cooling System	3x 8cm hot-swap redundant PWM cooling fans	3x 8cm hot-swap redundant PWM cooling fans
Form Factor	2U Rackmount 437 x 89 x 647mm (17.2" x 3.5" x 25.5")	2U Rackmount 437 x 89 x 647mm (17.2" x 3.5" x 25.5")

* Please check with your Supermicro sales representative and website for compatibility and configuration details

2U Storage

Storage Expandable

2U Storage

3x Broadcom® 3108 HW controller
Low Latency



MODEL	SSG-6028R-E1CR12H/L	SSG-2028R-ACR24H
Processor Support	Dual Intel® Xeon® Processor E5-2600 v4/v3 product families supported; QPI up to 9.6GT/s	Dual Intel® Xeon® Processor E5-2600 v4/v3 product families supported; QPI up to 9.6GT/s
Key Applications	<ul style="list-style-type: none"> Corporate Database Data Center Database Processing & Storage Enterprise Server HPC iSCSI SAN 	<ul style="list-style-type: none"> High Performance NAS Servers Web Cache Corporate Database Database Processing & Storage HPC Large Database
Outstanding Features	<ul style="list-style-type: none"> -E1CR12H: Broadcom® 3108 SAS3 HW RAID controller -E1CR12L: Broadcom® 3008 SAS3 HBA controller 12x 3.5" SAS3/SATA3 drive bays 145W CPU support 16 DIMM slots Dual 10G BaseT Dual JBOD Expansion Ports Redundant 920W Platinum Level high efficiency power supplies 	<ul style="list-style-type: none"> 145W CPU support 3 Broadcom® 3108 HW RAID controller Broadcom® SAS 3.0 (12Gbps) support 16 DIMM support DDR4-2133MHz 2x 10GBase-T Ports IPMI 2.0 + KVM with dedicated LAN
Serverboard	SUPER® X10DRH-IT	SUPER® X10DRH-IT
Chipset	Intel® C612 chipset	Intel® C612 Express chipset
System Memory (Max.)*	Up to 2TB ECC 3DS LRDIMM or RDIMM DDR4-2400MHz in 16 DIMM slots	Up to 2TB ECC 3DS LRDIMM or RDIMM DDR4-2400MHz in 16 DIMM slots
Expansion Slots	1 PCI-E 3.0 x16 6 PCI-E 3.0 x8 Slot 1 & 2 occupied by controller and JBOD expansion port	1 PCI-E 3.0 x16 6 PCI-E 3.0 x8
Onboard Storage Controller	-E1CR12H: Broadcom® 3108 SAS3 HW RAID controller -E1CR12L: Broadcom® 3008 SAS3 HBA controller	3 Broadcom® 3108 HW RAID controller
Connectivity	Dual LAN with Intel® X540 10GBase-T Ethernet Controller	Dual LAN with 10GBase-T with Intel® X540 10GbE Controller
VGA/Audio	AST2400 VGA	AST2400 VGA
Management	IPMI 2.0 + KVM with dedicated LAN, Intel® Node Manager, SUM, SPM, SSM, SuperDoctor® 5, Watchdog	Intel® Node Manager, SUM, SPM, SSM, SuperDoctor® 5, Watchdog
Drive Bays	12x 3.5" hot-swap SAS3/SATA3 drive bay; Optional 4x NVMe hybrid drive bay support (8x 3.5" + 4x NVMe); 2x 2.5" optional rear hot-swap drive bay	24x 2.5" hot-swap SAS3/SATA3 drive bay w/ full SES-II support
Peripheral Bays	N/A	Optional 2x 2.5" Rear Hot-Swap Drive Bays
Power Supply	920W Redundant Platinum Level high-efficiency power supplies with I ² C & PMBus	Redundant 920W Platinum Level Digital high-efficiency power supplies
Cooling System	3x 8cm hot-swap redundant PWM cooling fans	3x cooling fans
Form Factor	2U Rackmount 437 x 89 x 647mm (17.2" x 3.5" x 25.5")	2U Rackmount

* Please check with your Supermicro sales representative and website for compatibility and configuration details



2U Storage
3x Broadcom® 3008 IT Mode controller
Low Latency



2U Storage
16x 3.5" SAS3
w/ HW RAID controller,
Storage Expandable



MODEL	SSG-2028R-ACR24L	SSG-6028R-E1CR16T
Processor Support	Dual Intel® Xeon® Processor E5-2600 v4/v3 product families supported; QPI up to 9.6GT/s	Dual Intel® Xeon® Processor E5-2600 v4/v3 product families supported; QPI up to 9.6GT/s
Key Applications	<ul style="list-style-type: none"> Corporate Database Database Processing & Storage HPC Large Database Web Cache 	<ul style="list-style-type: none"> Corporate Database Data Center Database Processing & Storage Enterprise Server HPC iSCSI SAN
Outstanding Features	<ul style="list-style-type: none"> 145W CPU support 3 Broadcom® 3008 HBA controller 16 DIMM support DDR4-2133MHz IPMI 2.0 + KVM with dedicated LAN SAS 3.0 (12Gbps) support 2x 10GBase-T Ports 	<ul style="list-style-type: none"> Broadcom® 3108 SAS3 HW RAID controller 16x 3.5" Hot-swap SAS3 bays Supports dual 145W CPU 16 DIMM support Dual 10G BaseT 1280W Platinum Level redundant high-efficiency power supplies
Serverboard	SUPER® X10DRH-iT	SUPER® X10DRH-CT
Chipset	Intel® C612 Express chipset	Intel® C612 chipset
System Memory (Max.)*	Up to 2TB ECC 3DS LRDIMM or RDIMM DDR4-2400MHz in 16 DIMM slots	Up to 2TB ECC 3DS LRDIMM or RDIMM DDR4-2400MHz in 16 DIMM slots
Expansion Slots	1 PCI-E 3.0 x16 6 PCI-E 3.0 x8	1 PCI-E 3.0 x16 6 PCI-E 3.0 x8
Onboard Storage Controller	3 Broadcom® 3008 HBA controllers	Broadcom® 3108 SAS3 onboard controller
Connectivity	Dual LAN with 10GBase-T with Intel® X540 10GbE Controller	Dual LAN with 10GBase-T with Intel® X540 10GbE Controller
VGA/Audio	AST2400 VGA	AST2400 VGA
Management	Intel® Node Manager, SUM, SPM, SSM, SuperDoctor® 5, Watchdog	IPMI 2.0 + KVM with dedicated LAN, Intel® Node Manager, SUM, SPM, SSM, SuperDoctor® 5, Watchdog
Drive Bays	24x 2.5" hot-swap SAS3/SATA3 drive bay w/ full SES-II support	16x 3.5" hot-swap SAS3/SATA3 drive bays; Optional 4x NVMe hybrid drive bay support (12x 3.5" + 4x NVMe)
Peripheral Bays	Optional 2x 2.5" Rear Hot-Swap Drive Bays	2x 2.5" optional rear hot-swap drive bays
Power Supply	Redundant 920W Platinum Level Digital high-efficiency power supplies	1280W Redundant Platinum Level high-efficiency power supplies with I²C & PMBus
Cooling System	3x cooling fans	4x 8cm hot-swap redundant PWM cooling fans
Form Factor	2U Rackmount	2U Rackmount 437 x 89 x 705mm (17.2" x 3.5" x 27.5")

* Please check with your Supermicro sales representative and website for compatibility and configuration details



2U Storage
X10 SAS3 HW RAID controller
Storage Expandable



2U Storage
X10 SAS3 HW RAID controller
Storage Expandable



2U Storage
X10 SAS3 IT mode controller
Storage Expandable



MODEL	SSG-2028R-E1CR24N	SSG-2028R-E1CR24H	SSG-2028R-E1CR24L
Processor Support	Dual Intel® Xeon® Processor E5-2600 v4/v3 product families supported; QPI up to 9.6GT/s	Dual Intel® Xeon® Processor E5-2600 v4/v3 product families supported; QPI up to 9.6GT/s	Dual Intel® Xeon® Processor E5-2600 v4/v3 product families supported; QPI up to 9.6GT/s
Key Applications	<ul style="list-style-type: none"> Corporate Database Data Center Database Processing & Storage Enterprise Server HPC iSCSI SAN 	<ul style="list-style-type: none"> Corporate Database Data Center Database Processing & Storage Enterprise Server HPC iSCSI SAN 	<ul style="list-style-type: none"> Corporate Database Data Center Database Processing & Storage Enterprise Server HPC iSCSI SAN
Outstanding Features	<ul style="list-style-type: none"> Broadcom® 3108 SAS3 HW RAID controller 24x 2.5" Hot-swap SAS3 bays 145W CPU support 24 DIMM slots Quad 10GBase-T Ports Dual JBOD Expansion Ports 920W Redundant Platinum Level high-efficiency 	<ul style="list-style-type: none"> Broadcom® 3108 SAS3 HW RAID controller 24x 2.5" Hot-swap SAS3 bays 145W CPU support 16 DIMM slots Dual 10GBase-T Dual JBOD Expansion Ports 920W Redundant Platinum Level high-efficiency 	<ul style="list-style-type: none"> Broadcom® 3008 SAS3 HBA controller 24x 2.5" Hot-swap SAS3 bays 145W CPU support 16 DIMM slots Dual 10GBase-T Ports Dual JBOD Expansion Ports 920W Redundant Platinum Level high-efficiency
Serverboard	SUPER® X10DR1-T4+	SUPER® X10DRH-iT	SUPER® X10DRH-iT
Chipset	Intel® C612 chipset	Intel® C612 chipset	Intel® C612 chipset
System Memory (Max.)*	Up to 3TB ECC 3DS LRDIMM or RDIMM DDR4-2400MHz in 24 DIMM slots	Up to 2TB ECC 3DS LRDIMM or RDIMM DDR4-2400MHz in 16 DIMM slots	Up to 2TB ECC 3DS LRDIMM or RDIMM DDR4-2400MHz in 16 DIMM slots
Expansion Slots	2 PCI-E 3.0 x16 3 PCI-E 3.0 x8 1 PCI-E 3.0 x4 (in x8) Slot 3 & 4 occupied by controller and JBOD expansion port	1 PCI-E 3.0 x16 6 PCI-E 3.0 x8 Slot 1 & 2 occupied by controller and JBOD expansion port	1 PCI-E 3.0 x16 6 PCI-E 3.0 x8 Slot 1 & 2 occupied by controller and JBOD expansion port
Onboard Storage Controller	Broadcom® 3108 SAS3 HW RAID controller	Broadcom® 3108 SAS3 HW RAID controller	Broadcom® 3008 SAS3 HBA controller
Connectivity	Quad LAN with Intel® X540 10GBase-T Ethernet Controller	Dual LAN with Intel® X540 10GBase-T Ethernet Controller	Dual LAN with Intel® X540 10GBase-T Ethernet Controller
VGA/Audio	AST2400 VGA	AST2400 VGA	AST2400 VGA
Management	IPMI 2.0 + KVM with dedicated LAN, Intel® Node Manager, SUM, SPM, SSM, SuperDoctor® 5, Watchdog	IPMI 2.0 + KVM with dedicated LAN, Intel® Node Manager, SUM, SPM, SSM, SuperDoctor® 5, Watchdog	IPMI 2.0 + KVM with dedicated LAN, Intel® Node Manager, SUM, SPM, SSM, SuperDoctor® 5, Watchdog
Drive Bays	24x 2.5" hot-swap SAS3/SATA3 drive bay; optional 2x 2.5" internal fixed drive bay	24x 2.5" hot-swap SAS3/SATA3 drive bay; 2x 2.5" optional rear hot-swap drive bay	24x 2.5" hot-swap SAS3/SATA3 drive bay; 2x 2.5" optional rear hot-swap drive bay
Peripheral Bays	N/A	N/A	N/A
Power Supply	Redundant 1000W Titanium / 920W Platinum Level high-efficiency power supplies with i²C and PMBus	Redundant 1000W Titanium / 920W Platinum Level high-efficiency power supplies with i²C and PMBus	Redundant 1000W Titanium / 920W Platinum Level high-efficiency power supplies with i²C and PMBus
Cooling System	3x 8cm hot-swap redundant PWM cooling fans	3x 8cm hot-swap redundant PWM cooling fans	3x 8cm hot-swap redundant PWM cooling fans
Form Factor	2U Rackmount 437 x 89 x 630mm (17.2" x 3.5" x 24.8")	2U Rackmount 437 x 89 x 630mm (17.2" x 3.5" x 24.8")	2U Rackmount 437 x 89 x 630mm (17.2" x 3.5" x 24.8")

* Please check with your Supermicro sales representative and website for compatibility and configuration details



2U UP Storage

SAS 3.0,
12x 3.5" hot-swap HDDs



3U Storage

X10 HW SAS3 controller
Storage Expandable



3U Storage

X10 SAS3 HW/IT mode controller
Storage Expandable



MODEL	SSG-5028R-E1CR12L	SSG-6038R-E1CR16N	SSG-6038R-E1CR16H SSG-6038R-E1CR16L
Processor Support	Single Intel® Xeon® Processor E5-2600 v4/v3 product families supported; QPI up to 9.6GT/s	Dual Intel® Xeon® Processor E5-2600 v4/v3 product families supported; QPI up to 9.6GT/s	Dual Intel® Xeon® Processor E5-2600 v4/v3 product families supported; QPI up to 9.6GT/s
Key Applications	<ul style="list-style-type: none"> Connectivity/Storage Computer Nodes Application and data serving High Availability Storage Appliance Platform 	<ul style="list-style-type: none"> Corporate Database Data Center Database Processing & Storage Enterprise Server HPC iSCSI SAN 	<ul style="list-style-type: none"> Corporate Database Data Center Database Processing & Storage Enterprise Server HPC iSCSI SAN
Outstanding Features	<ul style="list-style-type: none"> Broadcom® 3008 controller onboard Remote management via dedicated IPMI BMC 12x 3.5" hot-swap SAS3 drive bays Dual JBOD expansion ports 	<ul style="list-style-type: none"> Broadcom® 3108 SAS3 HW RAID controller 16x 3.5" SAS3/SATA3 drive bays 130W CPU support 24 DIMM slots 4 x 10G BaseT Dual JBOD Expansion Ports 920W Platinum Level high efficiency power supply 	<ul style="list-style-type: none"> 16x 3.5" Hot-swap SAS3 drive bays 130W CPU support 16 DIMM slots Dual 10G BaseT Dual JBOD Expansion Ports 920W Platinum Level high efficiency power supply
Serverboard	SUPER® X10SRH-CLN4F	SUPER® X10DRi-T4+	SUPER® X10DRH-iT
Chipset	Intel® C612 Express chipset	Intel® C612 chipset	Intel® C612 chipset
System Memory (Max.)*	Up to 1TB ECC 3DS LRDIMM or RDIMM DDR4-2400MHz in 8 DIMM slots	Up to 3TB ECC 3DS LRDIMM or RDIMM DDR4-2400MHz in 24 DIMM slots	Up to 2TB ECC 3DS LRDIMM or RDIMM DDR4-2400MHz in 16 DIMM slots
Expansion Slots	4x PCI-E 3.0 (x8/4, x16/8, x8) + 2x PCI-E 2.0 (x8/4, x4/2); Slot 1 occupied by JBOD expansion port	2 PCI-E 3.0 x16, 3 PCI-E 3.0 x8, 1 PCI-E 3.0 x4 (in x8) Slot 3 & 4 occupied by controller and JBOD Expansion Port	1 PCI-E 3.0 x16, 6 PCI-E 3.0 x8, Slot 1 & 2 occupied by controller and JBOD Expansion Port
Onboard Storage Controller	Broadcom® 3008 onboard controller IR mode	Broadcom® 3108 SAS3 HW RAID controller	-E1CR16H: Broadcom® 3108 SAS3 HW RAID controller; -E1CR16L: Broadcom® 3008 SAS3 HBA controller
Connectivity	4x GbE port, 1x dedicated IPMI port	Quad LAN with Intel® X540 10GBase-T Ethernet Controller	Dual LAN with 10GBase-T with Intel® X540 10GbE Controller
VGA/Audio	AST2400 VGA	AST2400 VGA	AST2400 VGA
Management	IPMI 2.0 + KVM with dedicated LAN, Intel® Node Manager, SUM, SPM, SSM, SuperDoctor® 5, Watchdog	IPMI 2.0 + KVM with dedicated LAN, Intel® Node Manager, SUM, SPM, SSM, SuperDoctor® 5, Watchdog	IPMI 2.0 + KVM with dedicated LAN, Intel® Node Manager, SUM, SPM, SSM, SuperDoctor® 5, Watchdog
Drive Bays	12x 3.5" Hot-swap SAS3 Drive Bays 2x 2.5" optional hot-swap drive bays	16x 3.5" hot-swap SAS3/SATA3 drive bay; 2x 2.5" optional rear hot-swap drive bay	16x 3.5" hot-swap SAS3/SATA3 drive bay; 2x 2.5" optional rear hot-swap drive bay
Peripheral Bays	N/A	1 optional Slim DVD-ROM bay	1 optional Slim DVD-ROM bay
Power Supply	Redundant 920W Platinum Level Digital high-efficiency power supplies	920W Redundant Platinum Level high-efficiency power supplies with I ² C & PMBus	920W Redundant Platinum Level high-efficiency power supplies with I ² C & PMBus
Cooling System	3x cooling fans	3x 8cm hot-swap redundant PWM cooling fans. 2x 80mm rear hot-swap exhaust PWM fan	3x 8cm hot-swap redundant PWM cooling fans. 2x 80mm rear hot-swap exhaust PWM fan
Form Factor	2U Rackmount 437 x 89 x 648mm (17.2" x 3.5" x 25.6")	3U Rackmount 437 x 132 x 647mm (17.2" x 5.2" x 25.5")	3U Rackmount 437 x 132 x 647mm (17.2" x 5.2" x 25.5")

82* Please check with your Supermicro sales representative and website for compatibility and configuration details

SBB 3U Storage

High Availability Storage Platform

4U Storage

Double-Sided Storage



MODEL	SSG-6038R-DE2CR16L	SSG-6048R-E1CR72L
Processor Support	Redundant dual Intel® Xeon® Processor E5-2600 v4/v3 product families supported; QPI up to 9.6GT/s	Dual Intel® Xeon® Processor E5-2600 v4/v3 product families supported; QPI up to 9.6GT/s
Key Applications	<ul style="list-style-type: none"> High Availability Storage Appliance Platform 	<ul style="list-style-type: none"> CDN Media/Streaming NAS and IP-SAN Unstructured Data Storage Virtual Tape
Outstanding Features	<ul style="list-style-type: none"> Redundant DP SBB supporting shared 16x 3.5" HDD Intel® X540 dual port 10GBase-T Dual JBOD expansion ports per node NV-DIMM support Up to 3 add-on cards per node Redundant 1200W Titanium Level (96%+) power supplies 	<ul style="list-style-type: none"> High Density 4U Server supports 72x 3.5" SAS3 drives Supports dual 145W CPU Supports 16 DIMM DDR4 up to 2133MHz Support 72x 3.5" SAS3 HDD 3 Broadcom® 3008 SAS3 HBA controllers Dual 10G BaseT
Serverboard	Redundant SUPER® X10DRS-3U	SUPER® X10DRH-iT
Chipset	Redundant Intel® C612 chipset	Intel® C612 chipset
System Memory (Max.)*	Redundant up to 1TB ECC 3DS LRDIMM or RDIMM DDR4-2400MHz in 8 DIMM slots	Up to 2TB ECC 3DS LRDIMM or RDIMM DDR4-2400MHz in 16 DIMM slots
Expansion Slots	Redundant 3 PCI-E 3.0 x8 (1x HHHL, 2x LPHL) expansion slots per controller	3x slots occupied by IT Mode disk controllers Broadcom® 3008; 4x Low profile slots available
Onboard Storage Controller	Redundant Broadcom® 3008 SAS3 controller	3 Broadcom® 3008 SAS3 HBA controllers
Connectivity	Redundant dual LAN with 10GBase-T with Intel® X540 10GbE Controller per node; 100M private Ethernet between controller nodes	Dual LAN with 10GBase-T with Intel® X540 10GbE Controller
VGA/Audio	Redundant AST2400 VGA	AST2400 VGA
Management	Redundant IPMI 2.0 + KVM with dedicated LAN	IPMI 2.0 + KVM with dedicated LAN, Intel® Node Manager, SUM, SPM, SSM, SuperDoctor® 5, Watchdog
Drive Bays	Shared 16x 3.5" hot-swap SAS drive bay with SES2	72x 3.5" hot-swap SAS3/SATA3 drive bays with SES2
Peripheral Bays	N/A	2x 2.5" rear hot-swap drive bays
Power Supply	Redundant 1200W Titanium (96%+) Level high-efficiency power supplies with I ² C & PMBus	2000W Redundant Platinum Level high-efficiency power supplies with I ² C & PMBus
Cooling System	Redundant 6x 4cm PWM cooling fans per node	7x 92mm hot-swap redundant PWM cooling fans
Form Factor	3U Rackmount 437 x 132 x 647mm (17.2" x 5.2" x 25.5")	4U Rackmount 437 x 178 x 889mm (17.2" x 7" x 35")

* Please check with your Supermicro sales representative and website for compatibility and configuration details



Capacity Maximized
Top-Loading 45 Bay



4U Storage
60x 3.5" SAS3 Drive Bays,
w/ IT mode controller, Storage Expandable



MODEL	SSG-6048R-E1CR45H SSG-6048R-E1CR45L	SSG-6048R-E1CR60N SSG-6048R-E1CR60L
Processor Support	Intel® Xeon® processor E5-2600 V3 Intel® Xeon® processor E5-2600 V4 with QPI up to Dual 8.0GT/s	Dual Intel® Xeon® Processor E5-2600 v4/v3 product families supported; QPI up to 9.6GT/s; Supports up to 160W
Key Applications	<ul style="list-style-type: none"> • Corporate Database • Data Center • Database Processing & Storage • Enterprise Server • HPC • iSCSI SAN 	<ul style="list-style-type: none"> • Corporate Database • Data Center • Database Processing & Storage • Enterprise Server • HPC • iSCSI SAN
Outstanding Features	<ul style="list-style-type: none"> • 45x 3.5" Drive in 4U Form Factor • Supports up to Dual 160W Broadwell CPU • 24 DIMM sockets • Optional 6x NVMe drive bay • Support SIOM Card for Multiple IO Option • -H: Broadcom® 3108 SAS3 controller • -L: Broadcom® 3008 SAS3 controller; RAID 0, 1, 10 	<ul style="list-style-type: none"> • 60x 3.5" Drive in 4U Form Factor • -N: Broadcom® 3108 SAS3 HW RAID controller • -L: Broadcom® 3008 SAS3 HBA controller • Supports dual 145W CPU • 24 DIMM sockets • Support SIOM Card for Multiple IO Option • Redundant 2000W Titanium Level high-efficiency power supplies • LCD screen
Serverboard		SUPER●X10DSC+
Chipset	Intel® C624 chipset	Intel® C612 chipset
System Memory (Max.)*	Up to 1TB 3DS ECC, DDR4-2666MHz in 16 DIMM slots	Up to 3TB ECC 3DS LRDIMM or RDIMM DDR4-2400MHz in 24 DIMM slots
Expansion Slots	3 PCI-E 3.0 x16; 4 PCI-E 3.0 x8;	2 PCI-E 3.0 x16 1 PCI-E 3.0 x8
Onboard Storage Controller	Intel® C624 controller for 10 SATA3 (6 Gbps) ports; RAID 0,1,5,10;	-N: Broadcom® 3108 SAS3 HW RAID controller -L: Broadcom® 3008 SAS3 HBA controller
Connectivity	Dual LAN with 10GBase-T with Intel® X557;	SIOM card for multiple IO option
VGA/Audio	1 VGA	AST2400 VGA
Management	Intel® Node Manager; IPMI2.0; KVM with dedicated LAN; SPM; SSM; SUM; SuperDoctor® 5; Watchdog;	IPMI 2.0 + KVM with dedicated LAN, Intel® Node Manager, SUM, SPM, SSM, SuperDoctor® 5, Watchdog
Drive Bays	45x 3.5" hot-swap SAS/SATA drive bay with SES3	60x 3.5" hot-swap SAS3/SATA3 drive bays; 6x optional NVMe drive bays
Peripheral Bays	2x 2.5" hot-swap drive bay	2x 2.5" rear hot-swap drive bays
Power Supply	Yes Redundant 2 Qty. PWS-1K66P-1R	2000W Redundant Titanium Level high-efficiency power supplies with I ² C & PMBus
Cooling System	5x 80mm rear hot-swap exhaust PWM fan;	5x 8cm hot-swap redundant PWM cooling fans
Form Factor	4U Rackmount 437 x 178 x 660mm (17.2" x 7" x 26")	4U Rackmount 447 x 178 x 906mm (17.6"x7"x35.66")

* Please check with your Supermicro sales representative and website for compatibility and configuration details



4U Storage

90x 3.5" Drive Bays



4U Storage

X10 HW SAS3 controller, Storage Expandable



MODEL	SSG-6048R-E1CR90L	SSG-6048R-E1CR24N
Processor Support	Dual Intel® Xeon® Processor E5-2600 v4/v3 product families supported; QPI up to 9.6GT/s	Dual Intel® Xeon® Processor E5-2600 v4/v3 product families supported; QPI up to 9.6GT/s
Key Applications	<ul style="list-style-type: none"> Corporate Database Data Center Database Processing & Storage Enterprise Server HPC iSCSI SAN 	<ul style="list-style-type: none"> Corporate Database Data Center Database Processing & Storage Enterprise Server HPC iSCSI SAN
Outstanding Features	<ul style="list-style-type: none"> 90x 3.5" Drive in 4U Form Factor 2 Broadcom® 3008 SAS3 HBA controllers Support Dual Intel Boardwell CPU 8 DIMM sockets Support SIOM Card for Multiple IO Option 4x 1000W Titanium Level high-efficiency power supplies Quad LAN 10G SFP+ LAN ports 	<ul style="list-style-type: none"> Broadcom® 3108 SAS3 HW RAID controller 24x 3.5" Hot-swap SAS3 bays 145W CPU support 24 DIMM slots 4x 10G BaseT Dual JBOD Expansion Ports 920W Platinum Level redundant high-efficiency power supplies
Serverboard	SUPER® X10DSC-TP4S	SUPER® X10DRI-T4+
Chipset	Intel® C612 chipset	Intel® C612 chipset
System Memory (Max.)*	Up to 1TB ECC 3DS LRDIMM or RDIMM DDR4-2400MHz in 8 DIMM slots	Up to 3TB ECC 3DS LRDIMM or RDIMM DDR4-2400MHz in 24 DIMM slots
Expansion Slots	N/A	2 PCI-E 3.0 x16, 3 PCI-E 3.0 x8, 1 PCI-E 3.0 x4 (in x8); Slot 3 & 4 occupied by controller and JBOD Expansion Port
Onboard Storage Controller	2 Broadcom® 3008 SAS3 HBA controllers	Broadcom® 3108 SAS3 HW RAID controller
Connectivity	SIOM card for multiple IO option; On board Quad LAN 10G SFP+ with Intel X710	Quad LAN with Intel® X540 10GBase-T Ethernet Controller
VGA/Audio	AST2400 VGA	AST2400 VGA
Management	IPMI 2.0 + KVM with dedicated LAN, Intel® Node Manager, SUM, SPM, SSM, SuperDoctor® 5, Watchdog	IPMI 2.0 + KVM with dedicated LAN, Intel® Node Manager, SUM, SPM, SSM, SuperDoctor® 5, Watchdog
Drive Bays	90x 3.5" hot-swap SAS3/SATA3 drive bays	24x 3.5" hot-swap SAS3/SATA3 drive bay, 2x 2.5" optional rear hot-swap drive bay
Peripheral Bays	2x 2.5" rear hot-swap drive bays	N/A
Power Supply	4x 1000W Redundant Titanium Level high-efficiency power supplies with I²C & PMBus	920W Redundant Platinum Level high-efficiency power supplies with I²C & PMBus
Cooling System	5x 8cm hot-swap redundant PWM cooling fans	3x 8cm hot-swap redundant PWM cooling fans. 2x 80mm rear hot-swap exhaust PWM fan
Form Factor	4U Rackmount 447 x 178 x 906mm (17.6"x7"x35.66")	4U Rackmount 437 x 178 x 673mm (17.2"x7"x26.5")

* Please check with your Supermicro sales representative and website for compatibility and configuration details



4U Storage

X10 SAS3HW/IT mode controller, Storage Expandable



4U Storage

X10 HW SAS3 controller, Storage Expandable



MODEL	SSG-6048R-E1CR24H SSG-6048R-E1CR24L	SSG-6048R-E1CR36N
Processor Support	Dual Intel® Xeon® Processor E5-2600 v4/v3 product families supported; QPI up to 9.6GT/s	Dual Intel® Xeon® Processor E5-2600 v4/v3 product families supported; QPI up to 9.6GT/s
Key Applications	<ul style="list-style-type: none"> Corporate Database Data Center Database Processing & Storage Enterprise Server HPC iSCSI SAN 	<ul style="list-style-type: none"> Corporate Database Data Center Database Processing & Storage Enterprise Server HPC iSCSI SAN
Outstanding Features	<ul style="list-style-type: none"> 24x 3.5" Hot-swap SAS3 bays 145W CPU support 16 DIMM slots Dual 10G BaseT Dual JBOD Expansion Ports 920W Platinum Level redundant high-efficiency power supplies 	<ul style="list-style-type: none"> Broadcom® 3108 SAS3 HW RAID controller 145W CPU support 24 DIMM slots 36x 3.5" Hot-swap SAS3 bays Dual JBOD Expansion Ports 4x 10GBase-T Ports 1280W Platinum Level redundant high-efficiency power supplies
Serverboard	SUPER● X10DRH-iT	SUPER● X10DRI-T4+
Chipset	Intel® C612 chipset	Intel® C612 chipset
System Memory (Max.)*	Up to 2TB ECC 3DS LRDIMM or RDIMM DDR4-2400MHz in 16 DIMM slots	Up to 3TB ECC 3DS LRDIMM or RDIMM DDR4-2400MHz in 24 DIMM slots
Expansion Slots	1 PCI-E 3.0 x16, 6 PCI-E 3.0 x8; Slot 1 & 2 occupied by controller and JBOD Expansion Port	2 PCI-E 3.0 x16, 3 PCI-E 3.0 x8, 1 PCI-E 3.0 x4 (in x8) Slot 3 & 4 occupied by controller and JBOD Expansion Port
Onboard Storage Controller	-E1CR24H: Broadcom® 3108 SAS3 HW RAID controller; -E1CR24L: Broadcom® 3008 SAS3 HBA controller	Broadcom® 3108 SAS3 HW RAID controller
Connectivity	Dual LAN with 10GBase-T with Intel® X540 10GbE Controller	Quad LAN with Intel® X540 10GBase-T Ethernet Controller
VGA/Audio	AST2400 VGA	AST2400 VGA
Management	IPMI 2.0 + KVM with dedicated LAN, Intel® Node Manager, SUM, SPM, SSM, SuperDoctor® 5, Watchdog	IPMI 2.0 + KVM with dedicated LAN, Intel® Node Manager, SUM, SPM, SSM, SuperDoctor® 5, Watchdog
Drive Bays	24x 3.5" hot-swap SAS3/SATA3 drive bay; 2x 2.5" optional rear hot-swap drive bay	36x 3.5" hot-swap SAS3/SATA3 drive bay; 4x 2.5" internal fixed drive bay
Peripheral Bays	N/A	N/A
Power Supply	920W Redundant Platinum Level high-efficiency power supplies with I ² C & PMBus	1280W Redundant Platinum Level high-efficiency power supplies with I ² C & PMBus
Cooling System	3x 8cm hot-swap redundant PWM cooling fans. 2x 80mm rear hot-swap exhaust PWM fan	7x 8cm high-performance PWM fans, air shroud
Form Factor	4U Rackmount 437 x 178 x 673mm (17.2"x7"x26.5")	4U Rackmount 437 x 178 x 699mm (17.2"x7"x27.5")

* Please check with your Supermicro sales representative and website for compatibility and configuration details



4U Storage

X10 SAS3 IT controller, Storage Expandable



4U Storage

X10 HW SAS3 controller, Storage Expandable



MODEL	SSG-6048R-E1CR36L	SSG-6048R-E1CR36H
Processor Support	Dual Intel® Xeon® Processor E5-2600 v4/v3 product families supported; QPI up to 9.6GT/s	Dual Intel® Xeon® Processor E5-2600 v4/v3 product families supported; QPI up to 9.6GT/s
Key Applications	<ul style="list-style-type: none"> Corporate Database Data Center Database Processing & Storage Enterprise Server HPC iSCSI SAN 	<ul style="list-style-type: none"> Corporate Database Data Center Database Processing & Storage Enterprise Server HPC iSCSI SAN
Outstanding Features	<ul style="list-style-type: none"> Broadcom® 3008 SAS3 HBA controller 1280W Platinum Level redundant high-efficiency power supplies 145W CPU support 36x 3.5" Hot-swap SAS3 bays Dual JBOD Expansion Ports Dual 10G BaseT 16 DIMM slots 	<ul style="list-style-type: none"> Broadcom® 3108 SAS3 HW RAID controller 1280W Platinum Level redundant high-efficiency power supplies 145W CPU support 36x 3.5" Hot-swap SAS3 bays Dual JBOD Expansion Ports Dual 10G BaseT 16 DIMM slots
Serverboard	SUPER● X10DRH-iT	SUPER● X10DRH-iT
Chipset	Intel® C612 chipset	Intel® C612 chipset
System Memory (Max.)*	Up to 2TB ECC 3DS LRDIMM or RDIMM DDR4-2400MHz in 16 DIMM slots	Up to 2TB ECC 3DS LRDIMM or RDIMM DDR4-2400MHz in 16 DIMM slots
Expansion Slots	1 PCI-E 3.0 x16 6 PCI-E 3.0 x8 Slot 1 & 2 occupied by controller and JBOD Expansion Port	1 PCI-E 3.0 x16 6 PCI-E 3.0 x8 Slot 1 & 2 occupied by controller and JBOD Expansion Port
Onboard Storage Controller	Broadcom® 3008 SAS3 HBA controller	Broadcom® 3108 SAS3 HW RAID controller
Connectivity	Dual LAN with 10GBase-T with Intel® X540 10GbE Controller	Dual LAN with 10GBase-T with Intel® X540 10GbE Controller
VGA/Audio	AST2400 VGA	AST2400 VGA
Management	IPMI 2.0 + KVM with dedicated LAN, Intel® Node Manager, SUM, SPM, SSM, SuperDoctor® 5, Watchdog	IPMI 2.0 + KVM with dedicated LAN, Intel® Node Manager, SUM, SPM, SSM, SuperDoctor® 5, Watchdog
Drive Bays	36x 3.5" hot-swap SAS3/SATA3 drive bays; 2x 2.5" optional rear hot-swap drive bays; 4x 2.5" internal fixed drive bays; Optional 4x NVMe hybrid drive bay support (32x 3.5" + 4x NVMe)	36x 3.5" hot-swap SAS3/SATA3 drive bays; 2x 2.5" optional rear hot-swap drive bays; 4x 2.5" internal fixed drive bays; Optional 4x NVMe hybrid drive bay support (32x 3.5" + 4x NVMe)
Peripheral Bays	N/A	N/A
Power Supply	1280W Redundant Platinum Level high-efficiency power supplies with IFC & PMBus	1280W Redundant Platinum Level high-efficiency power supplies with IFC & PMBus
Cooling System	7x 8cm high-performance PWM fans, air shroud	7x 8cm high-performance PWM fans, air shroud
Form Factor	4U Rackmount 437 x 178 x 699mm (17.2" x 7" x 27.5")	4U Rackmount 437 x 178 x 699mm (17.2" x 7" x 27.5")

* Please check with your Supermicro sales representative and website for compatibility and configuration details



4U UP Storage

SAS 3.0, 36x 3.5" hot-swap HDDs



4U Storage

High Availability Storage Platform



MODEL	SSG-5048R-E1CR36L	SSG-6048R-DE2CR24L
Processor Support	Intel® Xeon® Processor E5-2600 v4/v3 product families supported; QPI up to 9.6GT/s	Redundant dual Intel® Xeon® Processor E5-2600 v4/v3 product families supported; QPI up to 9.6GT/s
Key Applications	<ul style="list-style-type: none"> • Connectivity/Storage Computer Nodes • Database Processing & Storage 	<ul style="list-style-type: none"> • High Availability Storage Appliance Platform
Outstanding Features	<ul style="list-style-type: none"> • Broadcom® 3008 SAS3 HBA controller onboard • Remote management via dedicated IPMI BMC • 36x 3.5" Hot-swap SAS3 bays • External port for JBOD connect 	<ul style="list-style-type: none"> • Redundant DP SBB supporting shared 24x 3.5" HDD • Intel® X540 Dual port 10GBase-T • Dual JBOD expansion ports per node • NV-DIMM support • Up to 3 add-on cards per node • Titanium Level power supplies
Serverboard	SUPER● X10SRH-CLN4F	Redundant SUPER● X10DRS-4U
Chipset	Intel® C612 Express chipset	Redundant Intel® C612 chipset
System Memory (Max.)*	Up to 1TB ECC 3DS LRDIMM or RDIMM DDR4-2400MHz in 8 DIMM slots	Redundant up to 1TB ECC 3DS LRDIMM or RDIMM DDR4-2400MHz in 8 DIMM slots
Expansion Slots	4x PCI-E 3.0 (x8/4, x16/8, x8) + 2x PCI-E 2.0 (x8/4, x4/2)	Redundant 3 PCI-E 3.0 x8 (1x HHHL, 2x LPHL) expansion slots per controller
Onboard Storage Controller	Broadcom® 3008 SAS3 HBA controller onboard	Redundant Broadcom® 3008 SAS controller
Connectivity	4x GbE port, 1x dedicated IPMI port	Redundant dual LAN with 10GBase-T with Intel® X540 10GbE Controller per node; 100M private Ethernet between controller nodes
VGA/Audio	AST2400 VGA	Redundant AST2400 VGA
Management	IPMI 2.0 + KVM with dedicated LAN, Intel® Node Manager, SUM, SPM, SSM, SuperDoctor® 5, Watchdog	Redundant IPMI 2.0 + KVM with dedicated LAN
Drive Bays	36x 3.5" Hot-swap SAS3 bays; 2x 2.5" optional rear hot-swap drive bays	Shared 24x 3.5" hot-swap SAS drive bay with SES2
Peripheral Bays	N/A	N/A
Power Supply	1280W Redundant Platinum Level high-efficiency power supplies with I ² C & PMBus	Redundant 1600W Titanium Level high-efficiency power supplies with I ² C & PMBus
Cooling System	7x 80mm middle cooling fans	Redundant 2x 4cm PWM cooling fans and 4x 8cm system PWM cooling fans
Form Factor	4U Rackmount 437 x 178 x 699mm (17.2" x 7" x 27.5")	4U Rackmount 437 x 178 x 648mm (17.2"x7"x25.5")

* Please check with your Supermicro sales representative and website for compatibility and configuration details

2U Storage
SBB JBOD, SBB Storage



3U Storage
SBB JBOD, SBB Storage



4U Storage
SBB JBOD, SBB Storage



MODEL	SSG-927R-E2CJB	SSG-937R-E2CJB	SSG-947-E2CJB
Processor Support	N/A (please refer to Server Model)	N/A (please refer to Server Model)	N/A (please refer to Server Model)
Key Applications	<ul style="list-style-type: none"> High Availability Storage Appliance Platform 	<ul style="list-style-type: none"> High Availability Storage Appliance Platform 	<ul style="list-style-type: none"> High Availability Storage Appliance Platform
Outstanding Features	<ul style="list-style-type: none"> Redundant Hot-Swappable Expander Trays 4x SAS 3.0 IO ports 1200W Titanium Level high-efficiency power supply IPMI management with dedicated LAN 	<ul style="list-style-type: none"> Redundant hot-swappable expander trays 4x SAS 3.0 IO ports 1200W Titanium Level high-efficiency power supply IPMI management with dedicated LAN 	<ul style="list-style-type: none"> Redundant hot-swappable expander trays 4x SAS 3.0 IO ports 1200W Titanium Level high-efficiency power supply IPMI management with dedicated LAN
Serverboard	N/A (please refer to Server Model)	N/A (please refer to Server Model)	N/A (please refer to Server Model)
Chipset	N/A (please refer to Server Model)	N/A (please refer to Server Model)	N/A (please refer to Server Model)
System Memory (Max.)*	N/A (please refer to Server Model)	N/A (please refer to Server Model)	N/A (please refer to Server Model)
Expansion Slots	N/A (please refer to Server Model)	N/A (please refer to Server Model)	N/A (please refer to Server Model)
Onboard Storage Controller	N/A (please refer to Server Model)	N/A (please refer to Server Model)	N/A (please refer to Server Model)
Connectivity	4x SAS 3.0 IO ports	4x SAS 3.0 IO ports	4x SAS 3.0 IO ports
VGA/Audio	N/A (please refer to Server Model)	N/A (please refer to Server Model)	N/A (please refer to Server Model)
Management	IPMI 2.0 with dedicated LAN	IPMI 2.0 with dedicated LAN	IPMI 2.0 with dedicated LAN
Drive Bays	24x 2.5" Drive bays	16x 3.5" hot-swap SAS drive bays	24x 3.5" hot-swap SAS drive bays
Peripheral Bays	N/A (please refer to Server Model)	N/A (please refer to Server Model)	N/A (please refer to Server Model)
Power Supply	Redundant 1200W Titanium Level high-efficiency power supplies with I ² C and PMBus	Redundant 1200W Platinum Level high-efficiency power supplies with I ² C & PMBus	Redundant 1200W Platinum Level high-efficiency power supplies
Cooling System	8x 4cm PWM FANS	12x 4cm PWM cooling fans	4x 40mm Fans, 4x 80mm Fans
Form Factor	2U Rackmount 437 x 89 x 622.3mm (17.2" x 3.5" x 24.5")	3U Rackmount 437 x 132 x 647mm (17.2" x 5.2" x 25.5")	4U Rackmount 437 x 178 x 647mm (17.2" x 7" x 25.5")

*Please check with your Supermicro sales representative and website for compatibility and configuration details



4U JBOD Storage



4U JBOD Storage



4U JBOD Storage



MODEL	CSE-946ED-R2KJBOD	CSE-847DE1C-R2K04JBOD CSE-847DE2C-R2K04JBOD	CSE-946SE1C-R1K66JBOD CSE-946SE2C-R1K66JBOD
Processor Support	N/A (please refer to Server Model)	N/A (please refer to Server Model)	N/A (please refer to Server Model)
Key Applications	<ul style="list-style-type: none"> Extreme High Density and High Capacity Dual-path Storage Enclosure 	<ul style="list-style-type: none"> Cloud backup, data Replication or High density Archive Storage Applications 	<ul style="list-style-type: none"> Cloud backup, data Replication or High density Archive Storage Applications
Outstanding Features	<ul style="list-style-type: none"> Support 90x 3.5" or 2.5" Top Loading SAS3 12Gbps Hot-swappable HDDs Hot-swappable Expanders with redundant BMC for Remote System Power on/off and monitoring Hot-swappable Tool-less Modular Design for Easy Service and Easy Maintenance High Performance up to 20+ Gbps data transfer rate Flexible to configure up to 4 Hosts HDD Zoning and individual HDD power cycling Slide Rails and Cable Management Arm included 	<ul style="list-style-type: none"> 90x 3.5" hot-swappable HDDs in 45 drive bays Dual/Single Expander Board and Front/Rear Backplane Boards support SAS3/2 or SATA3 HDDs with 12Gbps throughput 8x Mini-SAS HD ports for Internal / External Cascading Expander Combination for high performance, high availability or high redundancy requirements Support NTP for time synchronization & RTC battery backup 	<ul style="list-style-type: none"> 60x 3.5" Top Loading SAS3/SATA3 12Gb/s Hot Swapping HDD/SSD Bays Dual/Single Expander Backplane Board(s) support SAS3/2 HDDs with 12Gb/s throughput 8x Mini-SAS HD ports for Internal / External Cascading Expander Combination for high performance, high availability or high redundancy requirements Cable Management Arm included Support front LCD panel for system status & error info (Option)
Serverboard	N/A (please refer to Server Model)	N/A (please refer to Server Model)	N/A (please refer to Server Model)
Chipset	N/A (please refer to Server Model)	N/A (please refer to Server Model)	N/A (please refer to Server Model)
System Memory (Max.)*	N/A (please refer to Server Model)	N/A (please refer to Server Model)	N/A (please refer to Server Model)
Expansion Slots	N/A (please refer to Server Model)	N/A (please refer to Server Model)	N/A (please refer to Server Model)
Onboard Storage Controller	Dual Hot-swappable SAS3 expander w/ mini SAS HD connectors	Dual/Single SAS3 expander backplane w/ miniSAS HD connectors	Dual/Single Expander Backplane Board(s) support SAS3/2 HDDs with 12Gb/s throughput
Connectivity	Redundant IPMI 2.0 with dedicated LAN port	IPMI 2.0 with dedicated LAN port	IPMI 2.0 with dedicated LAN port
VGA/Audio	90x 3.5"/2.5" hot-swap SAS drive bay with SES3	90x 3.5" HDDs in 45x Hot-swap Drive Bays (2x HDD per bay)	60x 3.5"/2.5" Top-Loading SAS3 Hot-Swap Drive Bays
Management	N/A (please refer to Server Model)	N/A (please refer to Server Model)	N/A (please refer to Server Model)
Drive Bays	4x 1U 1000W Redundant Titanium Level Power Supply	2000W (1+1) Redundant Titanium Level Power Supply	1600W (1+1) Redundant Platinum Level High-efficiency Power Supplies
Peripheral Bays	5x 80mm heavy duty fans with PWM fan speed control	7x 92mm high efficient hot-swappable fans for best system cooling	5x 80mm Hot-swap Fans
Power Supply	4U Rackmount 447 x 178 x 906mm (17.6" x 7" x 35.66")	4U Rackmount 447 x 178 x 889mm (17.6" x 7" x 35")	4U Rackmount 447 x 178 x 767mm (17.6" x 7" x 30.2")
Cooling System	8x 4cm PWM FANS	12x 4cm PWM cooling fans	4x 40mm Fans, 4x 80mm Fans
Form Factor	2U Rackmount 437 x 89 x 622.3mm (17.2" x 3.5" x 24.5")	3U Rackmount 437 x 132 x 647mm (17.2" x 5.2" x 25.5")	4U Rackmount 437 x 178 x 647mm (17.2" x 7" x 25.5")

* Please check with your Supermicro sales representative and website for compatibility and configuration details



4U JBOD Storage



Front View



Rear View

4U JBOD Storage



Front View



Rear View

4U JBOD Storage



Front View - 48x 2.5" HDDs



Rear View - 24x 2.5" HDDs

MODEL	CSE-847E1C-R1K28JBOD CSE-847E2C-R1K28JBOD	CSE-846BE1C-R1K03JBOD CSE-846BE2C-R1K03JBOD	CSE-417BE1C-R1K23JBOD CSE-417BE2C-R1K23JBOD
Processor Support	N/A (please refer to Server Model)	N/A (please refer to Server Model)	N/A (please refer to Server Model)
Key Applications	<ul style="list-style-type: none"> Cloud backup, data Replication or High density Archive Storage Applications 	<ul style="list-style-type: none"> Cloud Backup, Data Replication, or High Density Archive Storage Applications 	<ul style="list-style-type: none"> Cloud Backup, Data Replication, or High Density Archive Storage Applications
Outstanding Features	<ul style="list-style-type: none"> 44x (24 front + 20 rear) 3.5" hot-swap SAS3 HDD bays with Single/Dual SAS3 expanders w/ MiniSAS HD connectors 1280W Platinum Level redundant power supplies with PMBus function Dual/Single SAS3 (12 Gbps) expander backplane; E2C: Dual SAS3 (12 Gbps) expander backplane; 	<ul style="list-style-type: none"> 4U Storage JBOD Chassis with capacity 24 x 3.5" hot-swappable HDDs bays Single/Dual Expanders Backplane Boards support SAS3/2 or SATA3 HDDs with 12Gb/s throughput 8x (Dual Expander) / 4x (Single Expander) Mini-SAS HD ports for Internal / External Cascading Expander Combination for high performance, high availability or high redundancy requirements 	<ul style="list-style-type: none"> 4U JBOD storage chassis with capacity 72x (48 front + 24 rear) 2.5" hot-swap HDD bays SAS3 (12Gbps) dual/single expander backplanes Redundant 1200W Titanium Level (1+1) power supplies with PMBus Optimized thermal solution with 100% redundant cooling design
Serverboard	N/A (please refer to Server Model)	N/A (please refer to Server Model)	N/A (please refer to Server Model)
Chipset	N/A (please refer to Server Model)	N/A (please refer to Server Model)	N/A (please refer to Server Model)
System Memory (Max.)*	N/A (please refer to Server Model)	N/A (please refer to Server Model)	N/A (please refer to Server Model)
Expansion Slots	N/A (please refer to Server Model)	N/A (please refer to Server Model)	N/A (please refer to Server Model)
Onboard Storage Controller	Dual/Single SAS3 (12Gbps) expanders w/ mini SAS HD connectors	Dual/Single SAS3 (12Gbps) expanders w/ mini SAS HD connectors	Dual/Single SAS3 (12Gbps) expander backplanes
Connectivity	IPMI 2.0 with dedicated LAN port	IPMI 2.0 with dedicated LAN port	IPMI 2.0 with dedicated LAN port
VGA/Audio	44x (24 front + 20 rear) 3.5" hot-swap SAS3 drive bays w/SES3	24x 3.5" hot-swap SAS3 drive bays w/ SES-3	72x (48 front + 24 rear) 2.5" hot-swap HDD bays
Management	N/A (please refer to Server Model)	N/A (please refer to Server Model)	N/A (please refer to Server Model)
Drive Bays	Redundant (1+1) 1280W Platinum Level Digital power supply with PMBus	Redundant (1+1) 1280W Platinum Level Digital power supply with PMBus	<ul style="list-style-type: none"> Redundant 1200W Titanium Level (1+1) power supplies with PMBus
Peripheral Bays	7x 80mm Hot-swap Fans	3x 80mm hot-swap redundant PWM cooling fans 2x 80mm hot-swap exhaust fans & air shroud	7x 80mm hot-swap redundant cooling fans
Power Supply	4U Rackmount 447 x 178 x 699mm (17.6" x 7" x 27.5")	4U Rackmount 447 x 178 x 660mm (17.6" x 7" x 26")	4U Rackmount 437 x 178 x 699mm (17.2" x 7" x 27.5")
Cooling System	8x 4cm PWM FANS	12x 4cm PWM cooling fans	4x 40mm Fans, 4x 80mm Fans
Form Factor	2U Rackmount 437 x 89 x 622.3mm (17.2" x 3.5" x 24.5")	3U Rackmount 437 x 132 x 647mm (17.2" x 5.2" x 25.5")	4U Rackmount 437 x 178 x 647mm (17.2" x 7" x 25.5")

* Please check with your Supermicro sales representative and website for compatibility and configuration details



2U JBOD Storage



Rear View

2U JBOD Storage



2U JBOD Storage



MODEL	CSE-826SE1C-R1K02JBOD	CSE-826BE1C-R741JBOD CSE-826BE2C-R741JBOD	CSE-216BE1C-R741JBOD CSE-216BE2C-R741JBOD
Processor Support	N/A (please refer to Server Model)	N/A (please refer to Server Model)	N/A (please refer to Server Model)
Key Applications	<ul style="list-style-type: none"> Cloud Backup, Data Replication, or High Density Archive Storage Applications 	<ul style="list-style-type: none"> Cloud Backup, Data Replication, or High Density Archive Storage Applications 	<ul style="list-style-type: none"> Cloud Backup, Data Replication, or High Density Archive Storage Applications
Outstanding Features	<ul style="list-style-type: none"> 24x (12 front + 12 middle) 3.5" hot-swap SAS/ SATA drive bays supporting SAS3/2 or SATA3 HDDs with 12Gbps throughput Redundant 1000W Titanium Level (1+1) power supplies with PMBus 5x 8cm (middle) hot-swap redundant cooling fans Single SAS3 (12Gbps) expander backplane 4x External mini SAS HD Cable Management Arm included 	<ul style="list-style-type: none"> 12x 3.5" hot-swappable HDDs bays Dual/Single Expander Backplane Boards support SAS3/2 or SATA3 HDDs with 12Gb/s throughput 8x (Dual Expander) / 4x (Single Expander) Mini-SAS HD ports for Internal / External Cascading Expander Combination for high performance, high availability or high redundancy requirements 	<ul style="list-style-type: none"> 24x 2.5" hot-swappable HDDs bays Dual/Single Expander Backplane Boards support SAS3/2 or SATA3 HDDs with 12Gb/s throughput 8x (Dual Expander) / 4x (Single Expander) Mini-SAS HD ports for Internal / External Cascading Expander Combination for high performance, high availability or high redundancy requirements
Serverboard	N/A (please refer to Server Model)	N/A (please refer to Server Model)	N/A (please refer to Server Model)
Chipset	N/A (please refer to Server Model)	N/A (please refer to Server Model)	N/A (please refer to Server Model)
System Memory (Max.)*	N/A (please refer to Server Model)	N/A (please refer to Server Model)	N/A (please refer to Server Model)
Expansion Slots	N/A (please refer to Server Model)	N/A (please refer to Server Model)	N/A (please refer to Server Model)
Onboard Storage Controller	Single SAS3 (12Gbps) expander backplane w/ mini SAS HD connectors	Dual/Single SAS3 (12Gbps) expanders w/ mini SAS HD connectors	Dual/Single SAS3 (12Gbps) expanders w/ mini SAS HD connectors
Connectivity	IPMI 2.0 with dedicated LAN port	IPMI 2.0 with dedicated LAN port	IPMI 2.0 with dedicated LAN port
VGA/Audio	24x (12 front + 12 middle) 3.5" hot-swap SAS3/ SATA3 (12Gbps) Hot-Swap Drive Bays	12x 3.5" SAS3 (12Gbps) Hot-Swap Drive Bays	24x 2.5" SAS3 (12Gbps) Hot-Swap Drive Bays
Management	N/A (please refer to Server Model)	N/A (please refer to Server Model)	N/A (please refer to Server Model)
Drive Bays	Redundant 1000W Titanium Level (1+1) power supplies with PMBus	Redundant 740W (1+1) 95% efficient Platinum Level power supplies	Redundant 740W (1+1) 95% efficient Platinum Level power supplies
Peripheral Bays	5x 80mm (middle) hot-swap redundant cooling fans	3x 80mm (middle) hot-swap redundant cooling fans	3x 80mm (middle) hot-swap redundant cooling fans
Power Supply	2U Rackmount 437 x 89 x 863mm (17.2" x 3.5" x 34")	2U Rackmount 437 x 89 x 647mm (17.2" x 3.5" x 25.5")	2U Rackmount 437 x 89 x 630mm (17.2" x 3.5" x 24.8")
Cooling System	8x 4cm PWM FANS	12x 4cm PWM cooling fans	4x 40mm Fans, 4x 80mm Fans
Form Factor	2U Rackmount 437 x 89 x 622.3mm (17.2" x 3.5" x 24.5")	3U Rackmount 437 x 132 x 647mm (17.2" x 5.2" x 25.5")	4U Rackmount 437 x 178 x 647mm (17.2" x 7" x 25.5")

* Please check with your Supermicro sales representative and website for compatibility and configuration details

X11 GPU

NEW!


Intel® Xeon® Scalable Processors Supported



2/4/6/8/10 GPU/Coprocessors in 1U/2U/4U

Supports up to: • 56 Cores per Server • 205W TDP CPUs • 3TB DDR4-2666MHz in 24 DIMMs

• 10GBase-T • Redundant Titanium Level (96%) Power Supplies



• Dual Intel® Xeon® Scalable Processors


• 4 NVIDIA® Tesla® V100 GPUs in a 1U

• 2x 2.5" Hot Swap NVMe/SAS3/SATA3 Drive Bays

• 12 DIMM Slots DDR4

• 7 Internal Fans

SYS-1029GQ-TVRT
4 GPU in 1U



• 8 NVIDIA® Tesla® V100 with NVLink™ in 4U

• 4 PCI-E 3.0 x16 Slots for GPU Direct RDMA

• Onboard 10G Ethernet

• 16x 2.5" Hot-swap SATA3 Drive Bays supporting 8 NVMe SSDs

• Redundant 4000W Titanium Level Power Supplies

• Dual Intel® Xeon® Scalable Processors

• 24 DIMM Slots DDR4

• 2 PCI-E 3.0 x16 Slots

SYS-4029GP-TVRT

GPU

GPU

Artificial Intelligence, NVIDIA® Tesla® V100 SXM2

1U X11 GPU



MODEL	SYS-1029GQ-TVRT	SYS-1029GQ-TRT/TXRT/TNRT
Processor Support	Intel® Xeon® Processor Scalable Family (Skylake) with UPI up to 10.4 GT/s	Intel® Xeon® Processor Scalable Family (Skylake) with UPI up to 10.4 GT/s
Key Applications	<ul style="list-style-type: none"> Artificial Intelligence Big Data Analytics High-performance computing Research lab/National Lab Astrophysics Business Intelligence 	<ul style="list-style-type: none"> High-performance computing Big Data Analytics Business Intelligence Research lab/National Lab Astrophysics
Outstanding Features	<ul style="list-style-type: none"> Supports up to 4 Nvidia Tesla V100 SXM2 GPUs in 1U Enables 300GB/s GPU-to-GPU NVLink Optimized for GPUDirect RDMA Supports 2000W Titanium Power Supply IPMI 2.0 + KVM with dedicated LAN GPU health monitoring with fan speed control 	<ul style="list-style-type: none"> Supports up to 4 GPUs in 1U Support Active/Passive GPUs Supports 2000W Titanium Power Supply IPMI 2.0 + KVM with dedicated LAN GPU health monitoring with fan speed control
Serverboard	SUPER® X11DGQ	SUPER® X11DGQ
Chipset	Intel® C621 chipset	Intel® C621 chipset
System Memory (Max.)*	1.5TB 3DS ECC, DDR4-2666 in 12 DIMM slots	1.5TB 3DS ECC, DDR4-2666 in 12 DIMM slots
Expansion Slots	4 x PCI-E by 16 slots	-TRT: 4 PCI-E 3.0 x16 slots (FHFL); 2 PCI-E 3.0 x16 (LP) -TNRT: 4 PCI-E 3.0 x16 slots (FHFL); 1 PCI-E 3.0 x16 (LP); 1 PCI-E 3.0 x8 (LP) -TXRT: 4 PCI-E 3.0 x16
Onboard Storage Controller	Intel® C621 controller for 4 SATA3 (6 Gbps) ports; RAID 0,1,5,10;	Intel® C621 controller for 4 SATA3 (6 Gbps) ports; RAID 0,1,5,10;
Connectivity	2 10GBase-T ports; Intel® X540 10GBase-T	2 10GBase-T ports; Intel® X540 10GBase-T
VGA/Audio	Aspeed AST2500	Aspeed AST2500
Management	Intel® Node Manager; Redfish API; IPMI2.0; KVM with dedicated LAN; NMI; SPM; SSM; SUM; SuperDoctor® 5;	Intel® Node Manager; Redfish API; IPMI2.0; KVM with dedicated LAN; NMI; SPM; SSM; SUM; SuperDoctor® 5;
Drive Bays	2 x 2.5" hot-swap SAS/SATA/NVME drive bay; 2x 2.5" Internal Fixed drive bay	2 x 2.5" hot-swap SAS/SATA/NVME drive bay; 2x 2.5" Internal Fixed drive bay
Peripheral Bays	N/A	N/A
Power Supply	2000W Titanium level efficiency redundant power supplies	2000W Titanium level efficiency redundant power supplies
Cooling System	7x 4cm heavy duty counter-rotating fans with air shroud & optimal fan speed control	9x 4cm heavy duty counter-rotating fans with air shroud & optimal fan speed control
Form Factor	1U Rackmount 437 x 43 x 894mm (17.2" x 1.7" x 35.2") ; Enclosure: 437 x 43 x 894mm (17.2" x 1.7" x 35.2")	1U Rackmount 437 x 43 x 894mm (17.2" x 1.7" x 35.2") ; Enclosure: 437 x 43 x 894mm (17.2" x 1.7" x 35.2")

* Please check with your Supermicro sales representative and website for compatibility and configuration details

1U X11 GPU

X11 GPU/Coprocessor

1U UP 2 GPUs



MODEL	SYS-1029GP-TR	SYS-1019GP-TT SYS-5019GP-TT
Processor Support	Intel® Xeon® Scalable Processors with UPI up to 10.4 GT/s	Intel® Xeon® Processor 81xx/61xx/51xx/41xx/31xx series
Key Applications	<ul style="list-style-type: none"> • 2D/3D and CAD Applications • 3D Rendering • Astrophysics • Chemistry • Cloud and Virtualization needs • Cloud Computing 	<ul style="list-style-type: none"> • HPC cluster computer nodes
Outstanding Features	<ul style="list-style-type: none"> • 16 DIMM sockets • 4x 2.5" SATA drives • GPU health monitoring with fan speed control • Up to 3 GPU cards in 1U 	<ul style="list-style-type: none"> • 3x 3.5" SAS/SATA drive bays • 512GB DDR3 SDRAM • 1400W Platinum Level high-efficiency power supply • IPMI 2.0 + KVM with dedicated LAN • UID LED
Serverboard	SUPER● X11DPG-SN	SUPER● X11SPG-TF
Chipset	Intel® C621 chipset	Intel® C621 chipset
System Memory (Max.)*	Up to 2TB 3DS ECC, DDR4-2666MHz in 16 DIMM slots	Up to 6x 288-pin DDR4 DIMM slots; Up to 768GB ECC 3DS LRDIMM; Up to 384GB ECC LRDIMM; Up to 192GB ECC RDIMM
Expansion Slots	4 PCI-E 3.0 x16; 1 PCI-E 3.0 x8 (in x16) low profile slot	1 PCI-E 3.0 x16 Center Right Hand Slot; 1 PCI-E 3.0 x16 Left Riser Slot; 1 PCI-E 3.0 x16 Right Riser Slot;
Onboard Storage Controller	Intel® C621 controller for 10 SATA3 (6 Gbps) ports; RAID 0,1,5,10;	Intel® C621 controller for 6 SATA3 (6 Gbps) ports; RAID 0,1,5,10;
Connectivity	N/A	Dual LAN with 10GBase-T with Intel® X550;
VGA/Audio	1 VGA, 1 Aspeed AST2500 BMC;	1 VGA
Management	Intel® Node Manager; IPMI2.0; KVM with dedicated LAN; SPM; SSM; SUM; SuperDoctor® 5; Watchdog;	Intel® Node Manager; IPMI2.0; KVM with dedicated LAN; NMI; SPM; SUM; SuperDoctor® 5; Watchdog;
Drive Bays	4 x 2.5" hot-swap SAS/SATA drive bay	-1019GP-TT: 6x 2.5" hot-swap SAS/SATA drive bay -5019GP-TT: 3x 3.5" hot-swap SAS/SATA
Peripheral Bays	N/A	
Power Supply	1600W Platinum level efficiency redundant power supplies	1400W Redundant Platinum Level high-efficiency power supplies with I2C & PMBus
Cooling System	10 x 4cm heavy duty counter-rotating fans with air shroud & optimal fan speed control	8x 4cm high-performance counter-rotating PWM fans with optimal fan speed control;
Form Factor	1U 17.2" (437mm) x 1.7" (43 mm) x 30.6" (777 mm)	-1019GP-TT: 1U 17.2" (437mm) x 1.7" (43mm) x 28.5" (724mm) -5019GP-TT: 1U 17.2" (437mm) x 1.7" (43mm) x 28.2" (716mm)

* Please check with your Supermicro sales representative and website for compatibility and configuration details

GPU

2U X11 GPU



MODEL	SYS-2029GP-TR	SYS-4029GP-TXRT
Processor Support	Intel® Xeon® Scalable Processors with UPI up to 10.4 GT/s	Intel® Xeon® Scalable Processors with UPI up to 10.4 GT/s
Key Applications	<ul style="list-style-type: none"> • 2D/3D and CAD Applications • 3D Rendering • Astrophysics • Chemistry • Cloud and Virtualization needs • Cloud Computing 	<ul style="list-style-type: none"> • Artificial Intelligence • Big Data Analytics • High-performance computing • Research lab/National Lab • Astrophysics • Business Intelligence
Outstanding Features	<ul style="list-style-type: none"> • 6 PCI-E x16 slots; 1 PCI-E x8 (in x16) low profile slot • 10x 2.5" SAS/SATA drive bays • 16 DIMM sockets • GPU health monitoring with fan speed control • High-density, Enterprise Performance, Cost-effective 	<ul style="list-style-type: none"> • Support 8 Tesla V100 with 300GB/s NVLINK • Support up to 205W CPU • Support GPUDirect RDMA • Support 8 NVMe SSD • Optimized cooling with no GPU pre-heat • 2000W (2+2) Redundant Titanium Level Power Supplies with PMBus
Serverboard	SUPER● X11DPG-SN	SUPER● X11DGO-T
Chipset	Intel® C621 chipset	Intel® C621 chipset
System Memory (Max.)*	Up to 2TB 3DS ECC, DDR4-2666MHz in 16 DIMM slots	Up to 3TB 3DS ECC, DDR4-2666MHz in 24 DIMM slots
Expansion Slots	6 PCI-E x16 slots; 1 PCI-E x8 (in x16) low profile slot	4 x PCI-E Gen3 x16 (GPU tray for GPUDirect RDMA); 2 x PCI-E Gen3 x16 (CPU tray)
Onboard Storage Controller	Intel® C621 controller for 10 SATA3 (6 Gbps) ports; RAID 0,1,5,10;	Intel® C621 controller for 8 SATA3 (6 Gbps) ports; RAID 0,1,5,10;
Connectivity	N/A	N/A
VGA/Audio	1 VGA, 1 Aspeed AST2500 BMC;	1 VGA, 1 Aspeed AST2500 BMC;
Management	Intel® Node Manager; IPMI2.0; KVM with dedicated LAN; SPM; SSM; SUM; SuperDoctor® 5; Watchdog;	IPMI2.0; SPM; SUM; SuperDoctor® 5;
Drive Bays	10 x 2.5" hot-swap SAS/SATA drive bay	16 x 2.5" Hot-wap SATA/SAS drives; Supports 8 NVMe Drives
Peripheral Bays	N/A	N.A
Power Supply	1600W Platinum level efficiency redundant power supplies	2000W(2+2) Redundant Power Supplies Titanium Level (96%+)
Cooling System	5x 8cm heavy duty fans with optimal fan speed control	8x 92mm Cooling Fans
Form Factor	2U 17.2" (437mm) x 3.5" (89 mm) x 31" (787 mm)	4U Rackmount; Enclosure: 447 x 178 x 805mm (17.6" x 7.0" x 31.7")

* Please check with your Supermicro sales representative and website for compatibility and configuration details

X11 GPU/Coprocessor Optimized

4U 8/10 GPUs

Workstation

4U GPU



MODEL	SYS-4029GP-TRT SYS-4029GP-TRT2	SYS-7049GP-TRT
Processor Support	Intel® Xeon® Scalable Processors with UPI up to 10.4 GT/s	Intel® Xeon® Scalable Processors with UPI up to 10.4 GT/s
Key Applications	<ul style="list-style-type: none"> • 3D Rendering • Astrophysics • Chemistry • Cloud and Virtualization needs • Cloud Computing • Compute Intensive Application 	<ul style="list-style-type: none"> • Scientific Virtualization • High Performance Computing • High-End GPU workstation • Bio-Informatics • Machine Learning • Computer Aided Design
Outstanding Features	<ul style="list-style-type: none"> • 24 DIMM sockets • 24x 2.5" SATA drives • Support up to 8 GPUs • Support up to 160W CPU • Optimized cooling with no GPU pre-heat • 1600W (2+2) Redundant Platinum Level Power Supplies with PMBus 	<ul style="list-style-type: none"> • Support up to 4 GPUs/Coprocessors • Redundant 2000W Titanium Power Supplies • 16 DIMM slots • 8 Hot-Swap 3.5" SATA/SAS Drives • 7.1 HD Audio Header
Serverboard	SUPER● X11DPG-OT-CPU	SUPER● X11DPG-QT
Chipset	Intel® C622 chipset	Intel® C621 chipset
System Memory (Max.)*	Up to 3TB 3DS ECC, DDR4-2666MHz in 24 DIMM slots	2TB 3DS ECC, DDR4-2666 in 16 DIMM slots
Expansion Slots	-TRT: 8 x PCI-E Gen.3 x16 support up to 8 double width GPU 2 x PCI-E Gen.3 x8 1 x PCI-E Gen.2 x4 -TRT2: 11 PCI-E 3.0 x16 (FH, FL); 1 PCI-E 3.0 x8 (FH, FL, in x16 slot);	6 PCI-E 3.0 x16 Slots; 1 PCI-E x4 (in x8 slot)
Onboard Storage Controller	Intel® C622 controller for 10 SATA3 (6 Gbps) ports; RAID 0,1,5,10;	Intel® C621 controller for 10 SATA3 (6 Gbps) ports; RAID 0,1,5,10;
Connectivity	N/A	2 10GBase-T ports; Intel® X550 10GBase-T
VGA/Audio	1 VGA, 1 Aspeed AST2500 BMC;	Aspeed AST2500
Management	Intel® Node Manager; IPMI (Intelligent Platform Management Interface) v2.0 with KVM support; IPMI2.0; SPM; SSM; SUM; SuperDoctor® 5; Watchdog;	Intel® Node Manager; Redfish API; IPMI2.0; KVM with dedicated LAN; NMI; SPM; SSM; SUM; SuperDoctor® 5;
Drive Bays	-TRT: 24 x 2.5" Hot-wap SATA/SAS drives -TRT2: 24 x 2.5" HDD drives	8 Hot-swap 3.5" Drive Bays; (2x SATA3 ports default)
Peripheral Bays	N.A	N/A
Power Supply	-TRT: 1600W(2+2) Redundant Power Supplies Platinum Level (94%+) -TRT2: 4 x 2000W Redundant Titanium Level high-efficiency power supplies with I2C & PMBus	2000W Titanium Level efficiency redundant power supplies
Cooling System	-TRT: 8x 92mm RPM Hot-Swappable Cooling Fans -TRT2: 8x 92mm heavy duty counter-rotating fans with air shroud & optimal fan speed control	4 heavy duty fans, 4 exhaust fans, and 2 active heat sink w/ Optimal Fan Speed Control
Form Factor	4U Rackmount; Enclosure: 437 x 178 x 737mm (17.2" x 7.0" x 29")	4U Rackmount/Workstation 462 x 178 x 673mm (18.2" x 7.0" x 26.5")

* Please check with your Supermicro sales representative and website for compatibility and configuration details

GPU



1U 4 Pascal GPU

1U 4-GPU/Coprocessor



MODEL	SYS-1028GQ-TVRT	SYS-1028GQ-TXR SYS-1028GQ-TXRT	SYS-1028GQ-TR SYS-1028GQ-TRT
Processor Support	Dual Intel® Xeon® Processor E5-2600 V4 (Broadwell) product family with UPI up to 9.6 GT/s	Dual Intel® Xeon® Processor E5-2600 v4 product family with QPI up to 9.6 GT/s	Dual Intel® Xeon® Processor E5-2600 v4/v3 product families supported; QPI up to 9.6GT/s
Key Applications	<ul style="list-style-type: none"> Artificial Intelligence Big Data Analytics High-performance computing Research lab/National Lab Astrophysics Business Intelligence 	<ul style="list-style-type: none"> Artificial Intelligence Big Data Analytics High-performance computing Research lab/National Lab Astrophysics Business Intelligence 	<ul style="list-style-type: none"> HPC cluster computer nodes 2D/3D and CAD Applications High-performance computing Oil & Gas Cloud and Virtualization needs Astrophysics
Outstanding Features	<ul style="list-style-type: none"> Supports up to 4 Nvidia Tesla V100 SXM2 GPUs in 1U Enables 300GB/s GPU-to-GPU NVLink Optimized for GPUDirect RDMA Supports 2000W Titanium Power Supply IPMI 2.0 + KVM with dedicated LAN GPU health monitoring with fan speed control 	<ul style="list-style-type: none"> Supports up to 4 Pascal GPUs with 80GB/s NVLink Optimized for GPUDirect RDMA 145W CPU support 16 DIMM support (96%) Power Supplies 2x 2.5" Hot-Swap HDD and internal 2x 2.5" HDD IPMI 2.0 + KVM with dedicated LAN GPU health monitoring with fan speed control 	<ul style="list-style-type: none"> Up to 4 double width GPU cards in 1U Supports 16 DIMM DDR4-2133MHz 2000W Redundant Platinum Level high-efficiency power supplies 4x 2.5" SATA drives IPMI 2.0 + KVM with dedicated LAN GPU health monitoring with fan speed control
Serverboard	SUPER® X10DGQ	SUPER® X10DGQ	SUPER® X10DGQ
Chipset	Intel® C612 chipset	Intel® C612 Chipset	Intel® C612 Chipset
System Memory (Max.)*	Up to 2TB ECC LRDIMM, 1TB ECC RDIMM	Up to 2TB ECC 3DS LRDIMM or RDIMM DDR4-2400MHz in 16 DIMM slots	Up to 2TB ECC 3DS LRDIMM or RDIMM DDR4-2400MHz in 16 DIMM slots
Expansion Slots	3 x PCI-E by 16 slots; 1 x PCI-E by 8 low profile slots	3 PCI-E by 16 slots 1 PCI-E by 8 low profile slot	4 PCI-E 3.0 x16 slots (4x GPU/Coprocessor opt.) 2 PCI-E 3.0 x8 (in x16) low profile slot
Onboard Storage Controller	Intel® C612 controller for 6 SATA3 (6 Gbps) ports; RAID 0,1,5,10;	Intel® C612 controller for 4 SATA3 (6Gbps) Ports; RAID 0,1,5,10	Intel® C612 controller for 4 SATA3 (6Gbps) Ports; RAID 0,1,5,10
Connectivity	Dual LAN with Intel X540 Gigabit Ethernet controller; Matrox G200ew graphics	-TXR: Dual LAN with Intel® i350 Gigabit Ethernet controller -TXRT: Dual 10Gb Ethernet LAN with Intel® X540 and 10GBase-T Connector	-TR: Dual LAN with Intel® i350 Gigabit Ethernet controller -TRT: Dual 10Gb Ethernet LAN with Intel® X540 and 10GBase-T Connector
VGA/Audio	1 VGA, 1 Aspeed AST2400 BMC;	AST2400 VGA	AST2400 VGA
Management	Intel® Node Manager; IPMI2.0; NMI; SPM; SUM; SuperDoctor® 5; Watchdog;	IPMI 2.0 + KVM with dedicated LAN, Intel® Node Manager, SUM, SPM, SSM, SuperDoctor® 5, Watchdog	IPMI 2.0 + KVM with dedicated LAN, Intel® Node Manager, SUM, SPM, SSM, SuperDoctor® 5, Watchdog
Drive Bays	2 x 2.5" hot-swap SAS/SATA drive bay	2x 2.5" hot-swap SATA drive bays; 2x 2.5" internal HDDs	2x 2.5" hot-swap SATA drive bays; 2x 2.5" internal HDDs
Peripheral Bays	N/A	N/A	N/A
Power Supply	2000W Titanium level efficiency redundant power supplies	Redundant 2000W Titanium Level high-efficiency power supplies	Redundant 2000W Platinum Level high-efficiency power supplies
Cooling System	8 x 4cm heavy duty counter-rotating fans with air shroud & optimal fan speed control	9x 4cm heavy duty counter-rotating PWM fans with air shroud with optimal fan speed control	9x 4cm heavy duty counter-rotating PWM fans with air shroud with optimal fan speed control
Form Factor	1U Rackmount; Enclosure: 437 x 43 x 894mm (17.2" x 1.7" x 35.2")	1U Rackmount 437 x 43 x 894mm (17.2" x 1.7" x 35.2")	1U Rackmount 437 x 43 x 894mm (17.2" x 1.7" x 35.2")

* Please check with your Supermicro sales representative and website for compatibility and configuration details

GPU

1U 3-GPU/Coprocessor

2U GPU/Coprocessor

Tesla® Kepler Ready!

GPU/Coprocessor

TwinPro/TwinPro2



MODEL	SYS-1028GR-TR SYS-1028GR-TRT	SYS-2028GR-TR(T) SYS-2028GR-TRH(T)	SYS-5028TK-HTR
Processor Support	Dual Intel® Xeon® Processor E5-2600 v4/v3 product families supported; QPI up to 9.6GT/s	Dual Intel® Xeon® Processor E5-2600 v4/v3 product families supported; QPI up to 9.6GT/s	Quad set of Coprocessor (codename Knights Landing); optional integrated Intel® Omni-Path fabric
Key Applications	<ul style="list-style-type: none"> 2D/3D and CAD Applications 3D Rendering Astrophysics Chemistry Cloud and Virtualization needs Cloud Computing Financial Analysis High-performance computing Oil & Gas 	<ul style="list-style-type: none"> 2D/3D and CAD Applications 3D Rendering Astrophysics Chemistry Cloud and Virtualization needs Cloud Computing Financial Analysis High-performance computing Oil & Gas 	<ul style="list-style-type: none"> HPC/Cluster Financial Analysis Oil and Gas Simulation
Outstanding Features	<ul style="list-style-type: none"> Supports 16 DIMM DDR4-2133MHz 4x 2.5" SATA drives GPU health monitoring with fan speed control Up to 3 GPU cards in 1U 	<ul style="list-style-type: none"> Up to 6 PCI-E 3.0 x16 slots support 6 double-width GPU cards 10x 2.5" SAS/SATA drive bays 16 DIMM slots GPU health monitoring with fan speed control High-density, Enterprise Performance, Cost-effective 	<ul style="list-style-type: none"> 2 low-profile PCI-E x16 slots Intel® Omni-Path fabric support 4 hot swappable nodes in 2U IPMI 2.0 + KVM with dedicated LAN
Serverboard	-TR: SUPER® X10DRG-H -TRT: SUPER® X10DRG-HT	-TR/TRH: SUPER® X10DRG-H -TRT/TRHT: SUPER® X10DRG-HT	SUPER® K1SPi
Chipset	Intel® C612 Chipset	Intel® C612 Chipset	Intel® C612 Chipset
System Memory (Max.)*	Up to 2TB ECC 3DS LRDIMM or RDIMM DDR4-2400MHz in 16 DIMM slots	Up to 2TB ECC 3DS LRDIMM or RDIMM DDR4-2400MHz in 16 DIMM slots	Quad set of up to 384GB ECC LRDIMM, 192GB ECC RDIMM, DDR4-2400MHz in 6 DIMM slots
Expansion Slots	3 PCI-E 3.0 x16 slots (3x GPU/Coprocessor opt.) 1 PCI-E 3.0 x8 (in x16) low profile slot	-TR(T): 4x PCI-E 3.0 x16 slots (GPU/Coprocessor opt.); 1x PCI-E 3.0 x8 (in x16) low profile slot; -TRH(T): 6x PCI-E 3.0 x16 slots (GPU/Coprocessor opt.); 1x PCI-E 3.0 x8 (in x16) low profile slot	Quad set of 2 PCI-E x16 (LP)
Onboard Storage Controller	Intel® C612 controller for 4 SATA3 (6Gbps) Ports; RAID 0,1,5,10	Intel® C612 controller for 10 SATA3 (6Gbps) ports; RAID 0,1,5,10	Quad set of Intel® C612 controller for 10 SATA3 (6 Gbps) ports; RAID 0,1,5,10
Connectivity	-TR: Dual LAN with Intel® i350 Gigabit Ethernet controller -TRT: Dual 10Gb Ethernet LAN with Intel® X540 and 10GBase-T Connector	-TR/TRH: Dual LAN with Intel® i350 Gigabit Ethernet controller -TRT/TRHT: Dual 10Gb Ethernet LAN with Intel® X540 and 10GBase-T Connector	Quad set of Dual LAN with Intel® i350 Gigabit Ethernet controller
VGA/Audio	AST2400 VGA	AST2400 VGA	AST2400 VGA
Management	IPMI 2.0 + KVM with dedicated LAN, Intel® Node Manager, SUM, SPM, SSM, SuperDoctor® 5, Watchdog	IPMI 2.0 + KVM with dedicated LAN, Intel® Node Manager, SUM, SPM, SSM, SuperDoctor® 5, Watchdog	Quad set of IPMI 2.0 + KVM with dedicated LAN
Drive Bays	4x 2.5" hot-swap SAS/SATA drive bays	10 x 2.5" hot-swap SAS/SATA drive bay	Quad set of 3x 3.5" hot-swap SATA drive bays
Peripheral Bays	N/A	N/A	1x slim DVD-ROM drive bay 2x USB 2.0 ports (option)
Power Supply	Redundant 1600W Platinum Level high-efficiency power supplies	Redundant 2000W Platinum Level high-efficiency power supplies	Redundant 2000W Platinum Level high-efficiency Power Supplies with iPC & PMBus
Cooling System	10x 4cm heavy duty counter-rotating PWM fans with air shroud with optimal fan speed control	5x 8cm heavy duty fans with optimal fan speed control	4x 8cm heavy duty PWM fans with air shroud and optimal fan speed control
Form Factor	1U Rackmount 437 x 43 x 777mm (17.2" x 1.7" x 30.6")	2U Rackmount 437 x 89 x 787mm (17.2" x 3.5" x 31")	2U Rackmount 438 x 88 x 762mm (17.25" x 3.47" x 30")

*Please check with your Supermicro sales representative and website for compatibility and configuration details

GPU/Coprocessor Code Optimization



4U 10-GPU/Coprocessor under single CPU root



MODEL	SYS-5038K-i	SYS-4028GR-TR2 SYS-4028GR-TR2
Processor Support	Single Intel® Xeon Phi™ x200 processor (LGA 3647) supported (non-fabric)	Intel® Xeon® processor E5-2600 v4 product family with QPI up to 9.6GT/s
Key Applications	<ul style="list-style-type: none"> HPC/Cluster Financial Analysis Oil and Gas Simulation Code Optimization 	<ul style="list-style-type: none"> Artificial Intelligence Big Data Analytics High-performance computing Research lab/National Lab Astrophysics Business Intelligence
Outstanding Features	<ul style="list-style-type: none"> Quiet Operation (31 dBA for 215 W CPUs) Single Intel® Xeon Phi™ x200 Processor IPMI 2.0 + KVM with dedicated LAN Mid Tower ATX Chassis 	<ul style="list-style-type: none"> Supports 8 GPU under one CPU Root Optimized for GPUDirect RDMA 24x 2.5" SATA drives IPMI 2.0 + KVM with dedicated LAN 24 DIMM sockets
Serverboard	SUPER® K1SPE	-TRT2: SUPER® X10DRG-OT+-CPU -TR2: SUPER® X10DRG-O+-CPU
Chipset	Intel® C612 chipset	Intel® C612 Chipset
System Memory (Max.)*	Up to 384GB ECC LRDIMM, 192GB ECC RDIMM, DDR4-2400MHz in 6 DIMM slots	Up to 3TB DDR4-2400MHz in 24 DIMM slots
Expansion Slots	2 PCI-E 3.0 x16; 1 PCI-E 3.0 x4	11 x PCI-E 3.0 x16 support up to 10 double width GPU, 1 x PCI-E 3.0 x8
Onboard Storage Controller	Intel® C612 controller with SATA3 (6 Gbps) ports supporting RAID 0,1,5	Intel® C612 controller for 4 SATA3 (6Gbps) Ports; RAID 0,1,5,10
Connectivity	Dual LAN with Intel® i350 Gigabit Ethernet controller	-TRT2: Dual LAN with 10GBase-T with Intel® X540 10GbE Controller; Dual LAN with Intel I350 Gigabit Ethernet controller -TRT: Dual LAN with Intel® i350 Gigabit Ethernet Controller
VGA/Audio	Aspeed AST2400 BMC	Matrox G200ew graphics
Management	IPMI 2.0 + KVM with dedicated LAN	IPMI 2.0 + KVM with dedicated LAN, Intel® Node Manager, SUM, SPM, SSM, SuperDoctor® 5, Watchdog
Drive Bays	6x 3.5" toolless HDD trays; 4x 2.5" toolless HDD trays	24 x 2.5" HDD drive bays
Peripheral Bays	2x 5.25" bays	N/A
Power Supply	750W Multi-output 80Plus Gold power supply	4x 2000W Redundant Titanium Level (96%+) high-efficiency power supplies with I2C & PMBus
Cooling System	Dual cooling zones; 2x 120 mm front chassis fans, 1x 80 mm mid chassis fan, 1x 120 mm rear chassis fan, 2x 120 mm radiator exhaust fans, and a closed loop liquid cooling unit	8x 92mm heavy duty counter-rotating fans with air shroud & optimal fan speed control
Form Factor	Mid-Tower ATX 201 x 460 x 493mm (7.9" x 18.1" x 19.4")	4U Rackmount 437 x 178 x 737mm (17.2" x 7.0" x 29")

* Please check with your Supermicro sales representative and website for compatibility and configuration details

4U 8-GPU/Coprocessor

Supports 8 GPU/Coprocessor

Supports 4 GPU/Coprocessor Thunderbolt Support



MODEL	SYS-4028GR-TXRT SYS-4028GR-TXR	SYS-4028GR-TR(T)	SYS-7048GR-TR
Processor Support	Intel® Xeon® processor E5-2600 v4 product family with QPI up to 9.6GT/s	Dual Intel® Xeon® Processor E5-2600 v4/v3 product families supported; QPI up to 9.6GT/s	Dual Intel® Xeon® Processor E5-2600 v4/v3 product families supported; QPI up to 9.6GT/s
Key Applications	<ul style="list-style-type: none"> Artificial Intelligence Big Data Analytics High-performance computing Research lab/National Lab Astrophysics Business Intelligence 	<ul style="list-style-type: none"> 3D Rendering Astrophysics Chemistry Cloud and Virtualization needs Cloud Computing Compute Intensive Application 	<ul style="list-style-type: none"> HPC cluster computer nodes Simulation and Creation Design Imaging and Computer Vision
Outstanding Features	<ul style="list-style-type: none"> Support 8 Tesla P100 with 80GB/s NVLINK Support GPUDirect RDMA Support 8 NVMe SSD Support up to 160W CPU Optimized cooling with no GPU pre-heat 2000W (2+2) Redundant Titanium Level Power Supplies with PMBus 	<ul style="list-style-type: none"> Up to 8 GPU/Coprocessor in 4U 24 DIMM slots 24x 2.5" SATA drives GPU health monitoring with fan speed control 4x 1600W Redundant Platinum Level power supplies 	<ul style="list-style-type: none"> 1TB DDR4-2133MHz in 16 DIMMs 7.1 HD Audio Header Thunderbolt AOC support 8x 3.5" hot-swap SATA drive bays GPU health monitoring with fan speed control Redundant 2000W Titanium Level power 4x PCI-E 3.0 x16 slots, 2x PCI-E 3.0 x8 (1 in x16), 1x PCI-E 2.0 x4 (in x8)
Serverboard	-TXRT: SUPER® X10DRG-OT+-CPU -TXR: SUPER® X10DRG-O+-CPU	-TR: SUPER® X10DRG-O+-CPU, X10DRG-O-PCI-E -TRT: SUPER® X10DRG-OT+-CPU, X10DRG-O-PCI-E	SUPER® X10DRG-Q
Chipset	Intel® C612 Chipset	Intel® C612 chipset	Intel® C612 chipset
System Memory (Max.)*	Up to 3TB DDR4-2400MHz in 24 DIMM slots	Up to 3TB ECC 3DS LRDIMM or RDIMM DDR4-2400MHz in 24 DIMM slots	Up to 2TB ECC 3DS LRDIMM or RDIMM DDR4-2400MHz in 16 DIMM slots
Expansion Slots	4x PCI-E 3.0 x16 2x PCI-E 3.0 x8	8x PCI-E 3.0 x16 (support up to 8 double width GPUs) 2x PCI-E 3.0 x8 1x PCI-E 2.0 x4	4 PCI-E 3.0 x16 (double-width), 2 PCI-E 3.0 x8 (1 in x16 slot), 1 PCI-E 2.0 x4 (in x8), Support Thunderbolt 2.0 AOC
Onboard Storage Controller	Intel® C612 controller for 4 SATA3 (6Gbps) Ports; RAID 0,1,5,10	Intel® C612 controller for 10 SATA3 (6 Gbps) ports; RAID 0,1,5,10	Intel® C612 AHCI controller for 8 SATA3 (6 Gbps) ports; RAID 0,1,5,10
Connectivity	-TXRT: Dual LAN with 10GBase-T with Intel® X540 10GbE Controller; Dual LAN with Intel I350 Gigabit Ethernet controller -TXR: Dual LAN with Intel® i350 Gigabit Ethernet Controller	-TR: Dual LAN with Intel® i350 Gigabit Ethernet Controller; -TRT: Dual LAN with Intel® X540 10GBase-T Ethernet Controller	Dual LAN with Intel® i350 Gigabit Ethernet Controllers
VGA/Audio	Matrox G200ew graphics	AST2400 VGA	AST2400 VGA
Management	IPMI 2.0 + KVM with dedicated LAN, Intel® Node Manager, SUM, SPM, SSM, SuperDoctor® 5, Watchdog	IPMI 2.0 + KVM with dedicated LAN, Intel® Node Manager, SUM, SPM, SSM, SuperDoctor® 5, Watchdog	IPMI 2.0 + KVM with dedicated LAN, Intel® Node Manager, SUM, SPM, SSM, SuperDoctor® 5, Watchdog
Drive Bays	24 x 2.5" HDD drive bays	24x hot-swap 2.5" SAS/SATA drives	8x hot-swap 3.5" SAS/SATA drives
Peripheral Bays	N/A	N/A	3x 5.25" drive bays in storage module - rotates 90° for Rackmount, 1x 3.5" fixed drive bay
Power Supply	4x 2000W Redundant Titanium Level (96%+) high-efficiency power supplies with I2C & PMBus	Four 1600W (2+2) Redundant Platinum Level high-efficiency power supplies with I2C & PMBus	Redundant 2000W Titanium Level high-efficiency power supplies with I2C & PMBus
Cooling System	8x 92mm heavy duty counter-rotating fans with air shroud & optimal fan speed control	8x 92mm RPM Hot-Swappable Cooling Fans	4x 92x38mm 4-pin PWM Middle Cooling Fans, 2x 80x38mm 4-pin PWM Rear Exhaust Fans
Form Factor	4U Rackmount 447 x 178 x 805mm (17.6" x 7.0" x 31.7")	4U Rackmount 437 x 178 x 737mm (17.2" x 7" x 29")	4U Tower 462 x 178 x 673mm (18.2" x 7" x 26.5")

* Please check with your Supermicro sales representative and website for compatibility and configuration details

BigTwin™/TwinPro™/Twin

NEW! Intel® Xeon® Scalable Processors Supported



- **A Full Range of Processors** Up to the highest performing 205 watt TDP CPUs
- **Maximum Memory** 3TB in 24 DIMMs per node
- **All-Flash NVMe** 24 NVMe or Hybrid NVMe/SAS3 drives
- **Double the I/O Capacity** Three PCI-E 3.0 x16 options per node

3 UPI BigTwin™

Features:

- 1 SIOM flexible networking slot
- 2 Low Profile PCI-E 3.0 x16 expansion Slots
- Up to 56 cores with Dual Intel Xeon SP CPU
- Up to 3TB DDR4-2666 in 24 DIMM Slots
- 4 counter rotating fans support N+1 cooling redundancy
- 2 NVMe/SATA hybrid M.2 w/ optional adapter BPN-ADP-2M2-1UB
- 1 SATA DOM



Rear View

SYS-2029BZ-HNR
4 Hot-swappable Nodes in 2U
6 Hot-swappable NVMe Drives per Node

BigTwin™

Features:

- 4/2 hot swappable nodes in 2U
- 24 DIMMs per node
- 24 NVMe Support (-HNR)
- 1 SIOM slot per node
- 2 low-profile PCI-E x16 slots per node
- Quad set of IPMI 2.0 + KVM with dedicated LAN
- Redundant 2600W/2200W High Efficiency (96%) Power Supplies



Front View

SYS-6029BT-HNCOR



Front View

SYS-2029BT-HTN/HNR/HNCOR
SYS-2029BT-DNR/DNCOR



Rear View - 4 Nodes




Rear View - 2 Nodes

TwinPro2™/SIOM



(Rear View)

SYS-2029TP-HTR/HC1R/HCOR
SYS-6029TP-HTR/HC1R/HCOR



Node A Node B Node C Node D

SYS-2029TP-HTR/HC1R/HCOR
4 DP Nodes in 2U,
24x 2.5" SAS3/SATA3 drives



Node A Node B Node C Node D

6028TP-H Series
4 DP Nodes in 2U,
12x 3.5" SAS3/SATA3 drives

X11 BigTwin 3UPI

Quad DP Nodes, 24 NVMe Drive Bays

X11 BigTwin

Quad DP Nodes, 24 Hybrid NVMe/SATA3 Drive Bays



MODEL	SYS-2029BZ-HNR	SYS-2029BT-HNTR
Processor Support	Dual Intel® Xeon® Scalable processors; 3 UPI up to 10.4GT/s	Dual Intel® Xeon® Scalable processors; dual UPI up to 10.4GT/s
Key Applications	<ul style="list-style-type: none"> Hyperscale and Hyperconverged Solutions Compute Intensive Application Enterprise Server Data Center HPC 	<ul style="list-style-type: none"> Hyperscale and Hyperconverged Solutions Compute Intensive Application Enterprise Server Data Center HPC
Outstanding Features	<ul style="list-style-type: none"> Supports 3 UPI Links @ 10.4GT/s 4 Nodes in 2U 24 DIMMs per node NVMe Support 2 M.2 SATA3 or NVMe support 2 Low -profile PCI-E X16 slot 1 SIOM card support 	<ul style="list-style-type: none"> 4 Nodes in 2U 24 DIMMs per node NVMe Support 2 M.2 SATA3 or NVMe support 2 Low -profile PCI-E X16 slot 1 SIOM card support
Serverboard	SUPER● X11DPT-BH	SUPER● X11DPT-B
Chipset	Intel® C621 chipset	Intel® C621 chipset
System Memory (Max.)*	Up to 3TB ECC 3DS RDIMM/LRDIMM, DDR4 up to 2666MHz, in 24 DIMM slots per Node	Up to 3TB ECC 3DS RDIMM/LRDIMM, DDR4 up to 2666MHz, in 24 DIMM slots per Node
Expansion Slots	2 PCI-E 3.0 X16 (LP), 1 SIOM card support Note: Must bundle with Network Card	2 PCI-E 3.0 X16 (LP), 1 SIOM card support Note: Must bundle with Network Card
Onboard Storage Controller	NVMe	Intel® C621 controller for SATA3 (6 Gbps) ports; RAID 0,1,5,10;
Connectivity	SIOM Networking Card For Flexible Networking Options	SIOM Networking Card For Flexible Networking Options
VGA/Audio	Aspeed AST2500 BMC	Aspeed AST2500 BMC
Management	Intel® Node Manager; IPMI2.0; KVM with dedicated LAN; SPM; SSM; SUM; SuperDoctor® 5; Watchdog	Intel® Node Manager; IPMI2.0; KVM with dedicated LAN; SPM; SSM; SUM; SuperDoctor® 5; Watchdog
Drive Bays	6 Hot-swap 2.5" NVMe drive bays per node	4 Hot-swap 2.5" NVMe/SATA3 drive bays + 2 Hot-swap 2.5" SATA3 drive bays per node
Peripheral Bays	N/A	N/A
Power Supply	Redundant 2600W Titanium Level high-efficiency power supplies with I2C&PMbus	Redundant 2200W Titanium Level high-efficiency power supplies with I2C&PMbus
Cooling System	4x 40x56mm heavy duty PWM fans per node with air shroud	4x 80mm heavy duty PWM fans with air shroud
Form Factor	2U (4-node) Rackmount; Enclosure: 447 x 88 x 730mm (17.6" x 3.47" x 28.75") (9.76" x 24.65" x 45.28")	2U (4-node) Rackmount; Enclosure: 447 x 88 x 730mm (17.6" x 3.47" x 28.75") Package: 248 x 626 x 1150mm (9.76" x 24.65" x 45.28")

* Please check with your Supermicro sales representative and website for compatibility and configuration details

BigTwin™ /TwinPro™ /Twin

X11 BigTwin

Quad DP Nodes, 24 Hybrid NVMe/SAS3 HW RAID Drive Bays

X11 BigTwin

Dual DP Nodes, 24 Hybrid SAS3/NVMe Drive Bays



MODEL	SYS-2029BT-HNC1R	SYS-2029BT-DNCOR/DNR
Processor Support	Dual Intel® Xeon® Scalable processors; dual UPI up to 10.4GT/s	Dual Intel® Xeon® Scalable processors; dual UPI up to 10.4GT/s
Key Applications	<ul style="list-style-type: none"> Hyperscale and Hyperconverged Solutions Compute Intensive Application Enterprise Server Data Center HPC 	<ul style="list-style-type: none"> Hyperscale and Hyperconverged Solutions Compute Intensive Application Enterprise Server Data Center HPC
Outstanding Features	<ul style="list-style-type: none"> 4 Nodes in 2U 24 DIMMs per node 12Gb/s SAS HW RAID & NVMe 2 M.2 SATA3 or NVMe support 1 Low Profile PCI-E x16 slot 1 SIOM card support 	<ul style="list-style-type: none"> 2 Nodes in 2U 24 DIMMs per node NVMe Support 2 M.2 SATA3 or NVMe support 3 PCI-E Add-on cards 1 SIOM card support
Serverboard	SUPER® X11DPT-B	SUPER® X11DPT-B
Chipset	Intel® C621 chipset	Intel® C621 chipset
System Memory (Max.)*	Up to 3TB ECC 3DS RDIMM/LRDIMM, DDR4 up to 2666MHz, in 24 DIMM slots per Node	Up to 3TB ECC 3DS RDIMM/LRDIMM, DDR4 up to 2666MHz, in 24 DIMM slots per Node
Expansion Slots	1 PCI-E 3.0 x16 (LP), 1 SIOM card support Note: Must bundle with Network Card	2 PCI-E 3.0 x8; 1 PCI-E 3.0 x16; 1 SIOM card support Note: Must bundle with Network Card
Onboard Storage Controller	Broadcom® 3108 SAS3 (12Gbps) RAID controller; RAID 0, 1, 5, 6, 10, 50, 60	-DNCOR: Broadcom® 3216 SAS3 (12 Gbps) controller; IT mode -DNR: NVMe
Connectivity	SIOM Networking Card For Flexible Networking Options	SIOM Networking Card For Flexible Networking Options
VGA/Audio	Aspeed AST2500 BMC	Aspeed AST2500 BMC
Management	Intel® Node Manager; IPMI2.0; KVM with dedicated LAN; SPM; SSM; SUM; SuperDoctor® 5; Watchdog	Intel® Node Manager; IPMI2.0; KVM with dedicated LAN; SPM; SSM; SUM; SuperDoctor® 5; Watchdog
Drive Bays	4 Hot-swap 2.5" NVMe/SAS drive bays + 2 Hot-swap 2.5" SAS drive bays per node	-DNCOR: 4 Hot-swap 2.5" NVMe/SAS drive bays + 8 Hot-swap 2.5" SAS drive bays per node -DNR: 12 Hot-swap 2.5" NVMe drive bays per node
Peripheral Bays	N/A	N/A
Power Supply	Redundant 2200W Titanium Level high-efficiency power supplies with I2C&PMBus	Redundant 2200W Titanium Level high-efficiency power supplies with I2C&PMBus
Cooling System	4x 80mm heavy duty PWM fans with air shroud	4x 80mm heavy duty PWM fans with air shroud
Form Factor	2U (4-node) Rackmount; Enclosure: 447 x 88 x 730mm (17.6" x 3.47" x 28.75") (9.76" x 24.65" x 45.28")	2U (2-node) Rackmount; Enclosure: 432 x 86 x 711mm (17.6" x 3.47" x 28.75") Package: 51 x 248(2" x 9.76" x 45.28") Gross Weight: 85lbs Net Weight: 54.5lbs

* Please check with your Supermicro sales representative and website for compatibility and configuration details

X11 BigTwin

Quad DP Nodes, 12 Hybrid SAS3/NVMe Drive Bays

X11 BigTwin

Quad DP Nodes, 24 SATA Drive Bays



MODEL	SYS-6029BT-HNCOR	SYS-2029BT-HTR
Processor Support	Dual Intel® Xeon® Scalable processors; dual UPI up to 10.4GT/s	Intel® Xeon® Scalable Processors with UPI up to 10.4 GT/s
Key Applications	<ul style="list-style-type: none"> Hyperscale and Hyperconverged Solutions Compute Intensive Application Enterprise Server Data Center HPC 	<ul style="list-style-type: none"> Hyperscale and Hyperconverged Solutions Compute Intensive Application Enterprise Server Data Center HPC
Outstanding Features	<ul style="list-style-type: none"> 4 Nodes in 2U 24 DIMMs per node NVMe Support 2 M.2 SATA3 or NVMe support 2 Low-profile PCI-E X16 slot 1 SIOM card support 	<ul style="list-style-type: none"> 4 Nodes in 2U 24 DIMMs per node SATA 3.0 (6Gbps) support 2 Low-profile PCI-E slots 1 SIOM card support
Serverboard	SUPER® X11DPT-B	SUPER® X11DPT-B
Chipset	Intel® C621 chipset	Intel® C621 chipset
System Memory (Max.)*	Up to 3TB ECC 3DS RDIMM/LRDIMM, DDR4 up to 2666MHz, in 24 DIMM slots per Node	Up to 3TB ECC 3DS RDIMM/LRDIMM, DDR4 up to 2666MHz, in 24 DIMM slots per Node
Expansion Slots	2 PCI-E 3.0 X16 (LP), 1 SIOM card support Note: Must bundle with Network Card	2 PCI-E 3.0 X16 (LP) 1 SIOM card support Note: Must bundle with Network Card
Onboard Storage Controller	Broadcom® 3008 SAS3 (12Gbps) controller; IT mode	Intel C621 SATA (6 Gbps) controller; RAID 0,1,5,10
Connectivity	SIOM Networking Card For Flexible Networking Options	SIOM Networking Card For Flexible Networking Options
VGA/Audio	Aspeed AST2500 BMC	Aspeed AST2400 BMC
Management	Intel® Node Manager; IPMI2.0; KVM with dedicated LAN; SPM; SSM; SUM; SuperDoctor® 5; Watchdog	Intel® Node Manager; IPMI2.0; KVM with dedicated LAN; SPM; SSM; SUM; SuperDoctor® 5; Watchdog
Drive Bays	3 Hot-swap 3.5" NVMe/SAS drive bays per node	6 Hot-swap 2.5" SATA drive bays per node
Peripheral Bays	N/A	N/A
Power Supply	Redundant 2200W Titanium Level high-efficiency power supplies with I2C&PMBus	Redundant 2200W Titanium Level high-efficiency power supplies with I2C&PMBus
Cooling System	4x 80mm heavy duty PWM fans with air shroud	4x 80mm heavy duty PWM fans with air shroud
Form Factor	2U (4-node) Rackmount; Enclosure: 447 x 88 x 765mm (17.6" x 3.47" x 30.11")	2U (4-node) Rackmount; Enclosure: 447 x 88 x 730mm (17.6" x 3.47" x 28.75") (9.76" x 24.65" x 45.28") Gross Weight: 85lbs Net Weight: 54.5lbs

* Please check with your Supermicro sales representative and website for compatibility and configuration details

BigTwin™ /TwinPro™ /Twin

X11 BigTwin

Quad DP Nodes, 24 NVMe Drive Bays

X11 BigTwin

Quad DP Nodes, 24 Hybrid NVMe/SAS3 Drive Bays



MODEL	SYS-2029BT-HNR	SYS-2029BT-HNCOR
Processor Support	Dual Intel® Xeon® Scalable processors; dual UPI up to 10.4GT/s	Dual Intel® Xeon® Scalable processors; dual UPI up to 10.4GT/s
Key Applications	<ul style="list-style-type: none"> Hyperscale and Hyperconverged Solutions Compute Intensive Application Enterprise Server Data Center HPC 	<ul style="list-style-type: none"> Hyperscale and Hyperconverged Solutions Compute Intensive Application Enterprise Server Data Center HPC
Outstanding Features	<ul style="list-style-type: none"> 4 Nodes in 2U 24 DIMMs per node NVMe Support 2 M.2 SATA3 or NVMe support 2 Low -profile PCI-E X16 slot 1 SIOM card support 	<ul style="list-style-type: none"> 4 Nodes in 2U 24 DIMMs per node NVMe Support 2 M.2 SATA3 or NVMe support 2 Low -profile PCI-E X16 slot 1 SIOM card support
Serverboard	SUPER● X11DPT-B	SUPER● X11DPT-B
Chipset	Intel® C621 chipset	Intel® C621 chipset
System Memory (Max.)*	Up to 3TB ECC 3DS RDIMM/LRDIMM, DDR4 up to 2666MHz, in 24 DIMM slots per Node	Up to 3TB ECC 3DS RDIMM/LRDIMM, DDR4 up to 2666MHz, in 24 DIMM slots per Node
Expansion Slots	2 PCI-E 3.0 X16 (LP), 1 SIOM card support Note: Must bundle with Network Card	2 PCI-E 3.0 X16 (LP), 1 SIOM card support Note: Must bundle with Network Card
Onboard Storage Controller	NVMe	Broadcom® 3008 SAS3 (12Gbps) controller; IT mode
Connectivity	SIOM Networking Card For Flexible Networking Options	SIOM Networking Card For Flexible Networking Options
VGA/Audio	Aspeed AST2500 BMC	Aspeed AST2500 BMC
Management	Intel® Node Manager; IPMI2.0; KVM with dedicated LAN; SPM; SSM; SUM; SuperDoctor® 5; Watchdog	Intel® Node Manager; IPMI2.0; KVM with dedicated LAN; SPM; SSM; SUM; SuperDoctor® 5; Watchdog
Drive Bays	6 Hot-swap 2.5" NVMe drive bays per node	4 Hot-swap 2.5" NVMe/SAS drive bays + 2 Hot-swap 2.5" SAS drive bays per node
Peripheral Bays	N/A	N/A
Power Supply	Redundant 2200W Titanium Level high-efficiency power supplies with I2C&PMbus	Redundant 2200W Titanium Level high-efficiency power supplies with I2C&PMbus
Cooling System	4x 80mm heavy duty PWM fans with air shroud	4x 80mm heavy duty PWM fans with air shroud
Form Factor	2U (4-node) Rackmount; Enclosure: 447 x 88 x 730mm (17.6" x 3.47" x 28.75") (9.76" x 24.65" x 45.28")	2U (4-node) Rackmount; Enclosure: 447 x 88 x 730mm (17.6" x 3.47" x 28.75") Package: 248 x 626 x 1150mm (9.76" x 24.65" x 45.28")

* Please check with your Supermicro sales representative and website for compatibility and configuration details

1U TwinPro
Cost Effective

1U TwinPro
Cost Effective

1U TwinPro
Cost Effective



MODEL	SYS-1029TP-DC0R	SYS-1029TP-DC1R	SYS-1029TP-DTR
Processor Support	Intel® Xeon® Scalable Processors with UPI up to 10.4 GT/s; CPU TDP support Up to 140W	Intel® Xeon® Scalable Processors with UPI up to 10.4 GT/s; CPU TDP support Up to 140W	Intel® Xeon® Scalable Processors with UPI up to 10.4 GT/s; CPU TDP support Up to 140W
Key Applications	<ul style="list-style-type: none"> Mission-critical applications High Availability Storage Appliance Platform 	<ul style="list-style-type: none"> Mission-critical applications High Availability Storage Appliance Platform 	<ul style="list-style-type: none"> Mission-critical applications High Availability Storage Appliance Platform
Outstanding Features	<ul style="list-style-type: none"> 1000W Titanium Level High-Efficiency Redundant Power Supplies 2 hot swappable nodes in 1U 1 S10M card support 2x PCI-E 3.0 x16 Low-profile slot and 2 x M.2 slot Dual set of 4 hot-swap 2.5" SATA/SAS drive bays IPMI 2.0 + KVM with dedicated LAN 	<ul style="list-style-type: none"> 1000W Titanium Level High-Efficiency Redundant Power Supplies 2 hot swappable nodes in 1U 1 S10M card support 2x PCI-E 3.0 x16 Low-profile slot and 2 x M.2 slot Dual set of 4 hot-swap 2.5" SATA/SAS drive bays IPMI 2.0 + KVM with dedicated LAN 	<ul style="list-style-type: none"> 1000W Titanium Level High-Efficiency Redundant Power Supplies 2 hot swappable nodes in 1U 1 S10M card support 2x PCI-E 3.0 x16 Low-profile slot and 2 x M.2 slot Dual set of 4 hot-swap 2.5" SATA drive bays IPMI 2.0 + KVM with dedicated LAN
Serverboard	SUPER® X11DPT-PS	SUPER® X11DPT-PS	SUPER® X11DPT-PS
Chipset	Intel® C621 chipset	Intel® C621 chipset	Intel® C621 chipset
System Memory (Max.)*	Dual set of up to 2TB ECC LRDIMM, 512GB ECC RDIMM, DDR4-2666MHz in 16 DIMM slots.	Dual set of up to 2TB ECC LRDIMM, 512GB ECC RDIMM, DDR4-2666MHz in 16 DIMM slots.	Dual set of up to 2TB ECC LRDIMM, 512GB ECC RDIMM, DDR4-2666MHz in 16 DIMM slots.
Expansion Slots	Dual set of: 2x PCI-E 3.0 LP x16; 1x S10M card support	Dual set of: 2x PCI-E 3.0 LP x16; 1x S10M card support	Dual set of: 2x PCI-E 3.0 LP x16; 1x S10M card support
Onboard Storage Controller	Dual set of Broadcom® 3008 HW RAID 12Gbps SAS 3.0 controller for RAID 0,1,5,6,10,50 w/optional SuperCap	Dual set of Broadcom® 3108 HW RAID 12Gbps SAS 3.0 controller for RAID 0,1,5,6,10,50 w/optional SuperCap	Dual set of Intel® C620 controller for 4 SATA3 (6 Gbps) ports; RAID 0,1,5,10
Connectivity	Dual set of single IPMI 2.0 + KVM with dedicated LAN only. Need to bundle with network card	Dual set of single IPMI 2.0 + KVM with dedicated LAN only. Need to bundle with network card	Dual set of single IPMI 2.0 + KVM with dedicated LAN only. Need to bundle with network card
VGA/Audio	1 VGA, 1 Aspeed AST2500 BMC;	1 VGA, 1 Aspeed AST2500 BMC;	1 VGA, 1 Aspeed AST2500 BMC;
Management	Dual set of IPMI 2.0 + KVM with dedicated LAN, SuperDoctor®, Watch Dog	Dual set of IPMI 2.0 + KVM with dedicated LAN, SuperDoctor®, Watch Dog	Dual set of IPMI 2.0 + KVM with dedicated LAN, SuperDoctor®, Watch Dog
Drive Bays	Dual set of 4x 2.5" hot-swap SATA/SAS drive bays	Dual set of 4x 2.5" hot-swap SATA/SAS drive bays	Dual set of 4x 2.5" hot-swap SATA drive bays
Peripheral Bays	N/A	N/A	N/A
Power Supply	1000W Redundant Titanium Level high-efficiency Power Supplies with I2C & PMBus	1000W Redundant Titanium Level high-efficiency Power Supplies with I2C & PMBus	1000W Redundant Titanium Level high-efficiency Power Supplies with I2C & PMBus
Cooling System	Dual set of 3x heavy duty counter rotating fans with air shroud and optimal fan speed control	Dual set of 3x heavy duty counter rotating fans with air shroud and optimal fan speed control	Dual set of 3x heavy duty counter rotating fans with air shroud and optimal fan speed control
Form Factor	1U Rackmount; Enclosure: 437 x 43 x 718mm (17.2" x 1.7" x 28.25") Package: 752 x 203 x 975mm (29.6" x 8" x 38.4")	1U Rackmount; Enclosure: 437 x 43 x 718mm (17.2" x 1.7" x 28.25") Package: 752 x 203 x 975mm (29.6" x 8" x 38.4")	1U Rackmount; Enclosure: 437 x 43 x 718mm (17.2" x 1.7" x 28.25") Package: 752 x 203 x 975mm (29.6" x 8" x 38.4")

* Please check with your Supermicro sales representative and website for compatibility and configuration details

BigTwin™ /TwinPro™ /Twin

X11 TwinPro²[™]

Quad DP Nodes, 24x 2.5" Drive Bays

X11 TwinPro²[™]

Dual DP Nodes, 12x 3.5" Drive Bays



MODEL	SYS-2029TP-HTR/HC1R/HC0R	SYS-6029TP-HTR/HC1R/HC0R
Processor Support	Quad sets of Dual Intel® Xeon® Processor E5-2600 V5 product family with UPI up to 10.4 GT/s	Quad sets of Dual Intel® Xeon® Processor E5-2600 V5 product family with UPI up to 10.4 GT/s
Key Applications	<ul style="list-style-type: none"> • Compute Intensive Application • Data Center • Enterprise Server • Financial Analysis • HPC • Mission-Critical 	<ul style="list-style-type: none"> • Compute Intensive Application • Data Center • Enterprise Server • Financial Analysis • HPC • Mission-Critical
Outstanding Features	<ul style="list-style-type: none"> • 2 Low-profile PCI-E slots • 1 SIOM card support • IPMI 2.0 + KVM with dedicated LAN • QUAD set of 6 hot-swap 2.5" SATA/SAS drive bays 	<ul style="list-style-type: none"> • 2 Low-profile PCI-E slots • 1 SIOM card support • IPMI 2.0 + KVM with dedicated LAN • QUAD set of 6 hot-swap 2.5" SATA/SAS drive bays
Serverboard	SUPER® X11DPT-PS	SUPER® X11DPT-PS
Chipset	Intel® C620 chipset	Intel® C621 chipset
System Memory (Max.)*	Quad set of up to 2TB ECC LRDIMM, 512GB ECC RDIMM, DDR4-2666MHz in 16 DIMM slots.	Quad set of up to 2TB ECC LRDIMM, 512GB ECC RDIMM, DDR4-2666MHz in 16 DIMM slots.
Expansion Slots	Quad set of: 1x PCI-E 3.0 LP x16; 1x PCI-E 3.0 LP x8; 1x SIOM card support	Quad set of: 1x PCI-E 3.0 LP x16; 1x PCI-E 3.0 LP x8; 1x SIOM card support
Onboard Storage Controller	<p>-HTR: Quad set of Intel® C620 controller for 6 SATA3 (6 Gbps) ports; RAID 0,1,5,10</p> <p>-HC1R: Quad set of Broadcom® 3108 HW RAID 12Gbps SAS 3.0 controller for RAID 0,1,5,6,10,50 w/optional SuperCap</p> <p>-HC0R: Quad set of Broadcom® 3008 HW RAID 12Gbps SAS 3.0 controller for RAID 0,1,5,6,10,50 w/optional SuperCap</p>	<p>-HTR: Quad set of Intel® C620 controller for 6 SATA3 (6 Gbps) ports; RAID 0,1,5,10</p> <p>-HC1R: Quad set of Broadcom® 3108 SAS3 controller for 3 SATA3 (6 Gbps) ports; RAID 0,1,5,10</p> <p>-HC0R: Quad set of Broadcom® 3008 SAS3 controller for 3 SATA3(6 Gbps)/SAS3(12Gbps) ports; RAID 0,1,5,10</p>
Connectivity	Quad set of single IPMI 2.0 + KVM with dedicated LAN only. Need to bundle with network card	Quad set of single IPMI 2.0 + KVM with dedicated LAN only. Need to bundle with network card
VGA/Audio	1 VGA, 1 Aspeed AST2500 BMC	1 VGA, 1 Aspeed AST2500 BMC
Management	Quad set of IPMI 2.0 + KVM with dedicated LAN, SuperDoctor®, Watch Dog	Quad set of IPMI 2.0 + KVM with dedicated LAN, SuperDoctor®, Watch Dog
Drive Bays	Quad set of 6x 2.5" hot-swap SATA drive bays	Quad set of 6x 2.5" hot-swap SATA drive bays
Peripheral Bays	N/A	N/A
Power Supply	2000W Redundant Platinum Level high-efficiency Power Supplies with I2C & PMBus	2000W Redundant Platinum Level high-efficiency Power Supplies with I2C & PMBus
Cooling System	4x 8cm heavy duty PWM fans with air shroud and optimal fan speed control	4x 8cm heavy duty PWM fans with air shroud and optimal fan speed control
Form Factor	2U Rackmount 438 x 88 x 724mm (17.25" x 3.47" x 28.5"); Enclosure: 438 x 88 x 724mm (17.25" x 3.47" x 28.5") Gross Weight: 90lbs (40.82kg) Net Weight: 72lbs (32.66kg)	2U Rackmount 438 x 88 x 724mm (17.25" x 3.47" x 28.5"); Enclosure: 438 x 88 x 724mm (17.25" x 3.47" x 28.5") Gross Weight: 90lbs (40.82kg) Net Weight: 72lbs (32.66kg)

* Please check with your Supermicro sales representative and website for compatibility and configuration details

2U BigTwin™

4 hot swappable nodes in 2U, Redundant Titanium Level power supplies



Front View



Rear View

MODEL	SYS-2028BT-HNR+ SYS-2028BT-HTR+	SYS-2028BT-HNC1R+ SYS-2028BT-HNCOR+	SYS-6028BT-HNCOR+
Processor Support	Quad set of Dual Intel® Xeon® Processor E5-2600 v4 product family with QPI up to 9.6 GT/s	Quad set of Dual Intel® Xeon® Processor E5-2600 v4 product family with QPI up to 9.6 GT/s	Intel® Xeon® processor E5-2600 V3 Intel® Xeon® processor E5-2600 V4 with QPI up to 9.6GT/s † BIOS version 2.0 or above is required
Key Applications	<ul style="list-style-type: none"> • Compute Intensive Application • Data Center • Enterprise Server • Financial Analysis • HPC • Mission-critical applications 	<ul style="list-style-type: none"> • Compute Intensive Application • Data Center • Enterprise Server • Financial Analysis • HPC • Mission-critical applications 	<ul style="list-style-type: none"> • Hyperscale and Hyperconverged Solutions • Compute Intensive Application • Enterprise Server • Data Center • HPC
Outstanding Features	<ul style="list-style-type: none"> • 4 hot swappable nodes in 2U • 2 low profile PCI-E x16 slot • 24 DIMMs per node • 1 SIOM card support • 2 low-profile PCI-E x16 slots • 2200W High Efficiency (96%) Redundant Power Supplies • -HNR+: 24x NVMe Support 	<ul style="list-style-type: none"> • 24x SAS3 Support (16 can be NVMe) • 4 hot swappable nodes in 2U • 2 low profile PCI-E x16 slot • 24 DIMMs per node • 1 SIOM card support • 2 low-profile PCI-E x16 slots • 2200W High Efficiency (96%) Redundant Power Supplies 	<ul style="list-style-type: none"> • 2 M.2 SATA3 or NVMe support • 1 SATA DOM support • SAS3 and NVMe support • Broadcom® 3008 controller onboard • 24 DIMMs per node • 2 PCI-E 3.0 (x16) Low Profile slots • 1 SIOM card support • 4 Nodes in 2U
Serverboard	Quad set SUPER® X10DRT-B+	Quad set SUPER® X10DRT-B+	SUPER X10DRT-B+
Chipset	Quad set Intel® C612 chipset	Quad set Intel® C612 chipset	Intel® C612 chipset
System Memory (Max.)*	Quad set up to 3TB ECC 3DS LRDIMM, 768GB ECC RDIMM 2400MHz, in 24 DIMM slots per Node	Quad set up to 3TB ECC 3DS LRDIMM, 768GB ECC RDIMM 2400MHz, in 24 DIMM slots per Node	Up to 3TB ECC 3DS LRDIMM, 768GB ECC RDIMM 2400MHz, in 24 DIMM slots per Node.
Expansion Slots	Quad set 2 PCI-E 3.0 x16 (LP) 1 SIOM card support Note: Must bundle with Network Card	Quad set 2 PCI-E 3.0 x16 (LP) 1 SIOM card support Note: Must bundle with Network Card	2 PCI-E 3.0 (X16) Low Profile slots 1SIOM card support Note: Must bundle with Network card.
Onboard Storage Controller	-HNR+: Quad set Intel C612 controller for M.2, NVMe from CPU -HTR+: Quad set Intel C612 controller for 6 SATA3 (6 Gbps) ports per node; RAID 0,1,5,10	Quad set Broadcom® 3008 SAS controller for 6 SAS3 (12 Gbps) ports per node (4 can be NVMe)	SAS3 support via Broadcom® 3008 ; IT mode
Connectivity	Quad set SIOM Networking AOC Matrix	Quad set SIOM Networking AOC Matrix	
VGA/Audio	Quad set Aspeed AST2400 BMC	Quad set Aspeed AST2400 BMC	Aspeed AST2400 BMC
Management	Quad set of IPMI 2.0 + KVM with dedicated LAN, SuperDoctor® 5, Watchdog	Quad set of IPMI 2.0 + KVM with dedicated LAN, SuperDoctor® 5, Watchdog	SIOM Networking AOC Matrix
Drive Bays	Quad set of 6x 2.5" hot-swap NVMe drive bays	Quad set of 6x 2.5" hot-swap SAS3/NVMe drive bays	
Peripheral Bays			
Power Supply	Redundant 2200W Titanium Level high-efficiency power supplies with I²C & PMbus	Redundant 2200W Titanium Level high-efficiency power supplies with I²C & PMbus	Redundant 2200W Titanium Level high-efficiency power supplies with 12C & PMbus
Cooling System	4x 8cm heavy duty PWM fans with air shroud	4x 8cm heavy duty PWM fans with air shroud	4x8cm heavy duty PWM fans with air shroud, N/A
Form Factor	2U (4-node) Rackmount	2U (4-node) Rackmount	2U (4-node) Rackmount

* Please check with your Supermicro sales representative and website for compatibility and configuration details

BigTwin™ /TwinPro™ /Twin

2 DP Nodes BigTwin™

2 hot swappable nodes in 2U, Redundant Titanium Level power supplies



Front View



Rear View

MODEL	SYS-2028BT-DNR+	SYS-2028BT-DNCOR+	SYS-6028BT-DNCOR+
Processor Support	Intel® Xeon® processor E5-2600 V3 Intel® Xeon® processor E5-2600 V4 with QPI up to 9.6GT/s † BIOS version 2.0 or above is required	Intel® Xeon® processor E5-2600 V3 Intel® Xeon® processor E5-2600 V4 with QPI up to 9.6GT/s † BIOS version 2.0 or above is required	Intel® Xeon® processor E5-2600 V3 Intel® Xeon® processor E5-2600 V4 with QPI up to 9.6GT/s † BIOS version 2.0 or above is required
Key Applications	<ul style="list-style-type: none"> Hyperscale and Hyperconverged Solutions Compute Intensive Application Enterprise Server Data Center HPC 	<ul style="list-style-type: none"> Hyperscale and Hyperconverged Solutions Compute Intensive Application Enterprise Server Data Center HPC 	<ul style="list-style-type: none"> Hyperscale and Hyperconverged Solutions Compute Intensive Application Enterprise Server Data Center HPC
Outstanding Features	<ul style="list-style-type: none"> 2 M.2 SATA3 or NVMe support 1 SATA DOM support 12 NVMe support 24 DIMMs per node 1 SIOM card support 2 Node in 2U 	<ul style="list-style-type: none"> 2 M.2 SATA3 or NVMe support 1 SATA DOM support SAS3 and NVMe support Broadcom® 3216 on board 24 DIMMs per node 2 FH PCI-E x8, 1 LP PCI-Ex16 1 SIOM card support 2 Nodes in 2U 	<ul style="list-style-type: none"> 2 M.2 SATA3 or NVMe support 1 SATA DOM support SAS3 and NVMe support Broadcom® 3216 on board 24 DIMMs per node 2 FH PCI-E x8, 1 LP PCI-Ex16 1 SIOM card support 2 Node in 2U
Serverboard	SUPER● X10DRT-B+	SUPER● X10DRT-B+	SUPER● X10DRT-B+
Chipset	Intel® C612 chipset	Intel® C612 chipset	Intel® C612 chipset
System Memory (Max.)*	Up to 3TB ECC 3DS LRDIMM, 768GB ECC RDIMM 2400MHz, in 24 DIMM slots per Node	Up to 3TB ECC 3DS LRDIMM, 768GB ECC RDIMM 2400MHz, in 24 DIMM slots per Node	Up to 3TB ECC 3DS LRDIMM, 768GB ECC RDIMM 2400MHz, in 24 DIMM slots per Node
Expansion Slots	2 PCI-E 3.0 x8 (FH, HL), 1 PCI-E 3.0 x16 (LP, HL) 1SIOM card support Note: Must bundle with Network card	2 PCI-E 3.0 x8 (FH, HL), 1 PCI-E 3.0 x16 (LP, HL) 1SIOM card support Note: Must bundle with Network card	2 PCI-E 3.0 x8 (FH, HL), 1 PCI-E 3.0 x16 (LP, HL) 1SIOM card support Note: Must bundle with Network card
Onboard Storage Controller		Broadcom® 3216 support RAID 0,1,10 per Node	Broadcom® 3216 support RAID 0,1,10 per Node
Connectivity	SIOM Networking AOC Matrix	SIOM Networking AOC Matrix	SIOM Networking AOC Matrix
VGA/Audio	Aspeed AST2400 BMC	Aspeed AST2400 BMC	Aspeed AST2400 BMC
Management	Quad set of IPMI2.0+KVM with dedicated LAN, Intel Node Manger, SUM, SPM, SSM, SuperDoctor 5, Watchdog	Quad set of IPMI2.0+KVM with dedicated LAN, Intel Node Manger, SUM, SPM, SSM, SuperDoctor 5, Watchdog	Quad set of IPMI2.0+KVM with dedicated LAN, Intel Node Manger, SUM, SPM, SSM, SuperDoctor 5, Watchdog
Drive Bays	12 Hot-swap 2.5" NVMe drive bays		6 x 3.5" hot-swap SAS drive bays or 3 x NVMe + 3 x 3.5" SAS drive bays
Peripheral Bays			
Power Supply	Redundant 2200W Titanium Level high-efficiency power supplies with 12C & PMbus	Redundant 2200W Titanium Level high-efficiency power supplies with 12C & PMbus	Redundant 2200W Titanium Level high-efficiency power supplies with 12C & PMbus
Cooling System	4x8cm heavy duty PWM fans with air shroud	4x8cm heavy duty PWM fans with air shroud, N/A	Redundant 2200W Titanium Level high-efficiency power supplies with 12C & PMbus
Form Factor	2U (2-node) Rackmount	2U (2-node) Rackmount	2U (2-node) Rackmount

* Please check with your Supermicro sales representative and website for compatibility and configuration details

BigTwin™ /TwinPro™ /Twin

1U TwinPro™

2 hot swappable nodes in 1U, Redundant Titanium Level power supplies



MODEL	SYS-1028TP-DC0R SYS-1028TP-DC1R	SYS-1028TP-DC0TR SYS-1028TP-DC1TR	SYS-1028TP-DC0FR SYS-1028TP-DC1FR
Processor Support	Dual set of Dual Intel® Xeon® Processor E5-2600 v4/ v3 product families supported; QPI up to 9.6GT/s, CPU support up to 145W TDP	Dual set of Dual Intel® Xeon® Processor E5-2600 v4/ v3 product families supported; QPI up to 9.6GT/s, CPU support up to 145W TDP	Dual set of Dual Intel® Xeon® Processor E5-2600 v4/ v3 product families supported; QPI up to 9.6GT/s, CPU support up to 145W TDP
Key Applications	<ul style="list-style-type: none"> Mission-critical applications High Availability Storage Appliance Platform 	<ul style="list-style-type: none"> Mission-critical applications High Availability Storage Appliance Platform 	<ul style="list-style-type: none"> Mission-critical applications High Availability Storage Appliance Platform
Outstanding Features	<ul style="list-style-type: none"> 2 hot swappable nodes in 1U Broadcom® 3108 SAS3 controller (DC1R) Broadcom® 3008 SAS3 controller (DC0R) 1x PCI-E 3.0 x16 Low-profile slot and 1x "0" slot Intel® i350-AM2 Dual port GbE LAN 1000W Redundant Power Supplies 	<ul style="list-style-type: none"> 2 hot swappable nodes in 1U Broadcom® 3108 SAS3 controller (DC1TR) Broadcom® 3008 SAS3 controller (DC0TR) 1x PCI-E 3.0 x16 Low-profile slot and 1x "0" slot Intel® X540 Dual port 10GBase-T LAN 1000W Redundant Power Supplies 	<ul style="list-style-type: none"> 2 hot swappable nodes in 1U Broadcom® 3108 SAS3 controller (DC1FR) Broadcom® 3008 SAS3 controller (DC0FR) 1x PCI-E 3.0 x16 Low-profile slot and 1x "0" slot Single port FDR (56Gbps) IB w/ QSFP connector Intel® i350 Dual port GbE LAN 1000W Redundant Power Supplies
Serverboard	SUPER® X10DRT-P	SUPER® X10DRT-PT	SUPER® X10DRT-PIBF
Chipset	Intel® C612 chipset	Intel® C612 chipset	Intel® C612 chipset
System Memory (Max.)*	Dual set of up to 2TB ECC 3DS LRDIMM or RDIMM DDR4-2400MHz in 16 DIMM slots	Dual set of up to 2TB ECC 3DS LRDIMM or RDIMM DDR4-2400MHz in 16 DIMM slots	Dual set of up to 2TB ECC 3DS LRDIMM or RDIMM DDR4-2400MHz in 16 DIMM slots
Expansion Slots	Dual set of Low-profile PCI-E x16 slot 1x "0" slot (-DC0R)	Dual set of Low-profile PCI-E x16 slot 1x "0" slot (-DC0TR)	Dual set of Low-profile PCI-E x16 slot 1x "0" slot (-DC0FR)
Onboard Storage Controller	-DC0R: Dual set of Broadcom® 3008 SW RAID for 4 SAS3 (12 Gbps) ports; RAID 0,1,10; -DC1R: Dual set of Broadcom® 3108 HW RAID for 4 SAS3 (12 Gbps) ports; RAID 0,1,5,6,10	-DC0TR: Dual set of Broadcom® 3008 SW RAID for 4 SAS3 (12 Gbps) ports; RAID 0,1,10; -DC1TR: Dual set of Broadcom® 3108 HW RAID for 4 SAS3 (12 Gbps) ports; RAID 0,1,5,6,10	-DC0FR: Dual set of Broadcom® 3008 SW RAID for 4 SAS3 (12 Gbps) ports; RAID 0,1,10; -DC1FR: Dual set of Broadcom® 3108 HW RAID for 4 SAS3 (12 Gbps) ports; RAID 0,1,5,6,10
Connectivity	Dual set of Dual 1GbE ports with Intel® i350 Ethernet controller	Dual set of Dual 10GBase-T ports with Intel® X540 Ethernet controller	Dual set of Dual 1GbE ports with Intel® i350 Ethernet controller, and; Dual set of Single FDR infiniband port with Mellanox Connect-X3
VGA/Audio	Dual set of Aspeed AST2400 BMC	Dual set of Aspeed AST2400 BMC	Dual set of Aspeed AST2400 BMC
Management	Dual set of IPMI 2.0 + KVM with dedicated LAN, SuperDoctor® 5, Watchdog	Dual set of IPMI 2.0 + KVM with dedicated LAN, SuperDoctor® 5, Watchdog	Dual set of IPMI 2.0 + KVM with dedicated LAN, SuperDoctor® 5, Watchdog
Drive Bays	Dual set of 4x 2.5" hot-swap SAS3/SATA3 drive bays	Dual set of 4x 2.5" hot-swap SAS3/SATA3 drive bays	Dual set of 4x 2.5" hot-swap SAS3/SATA3 drive bays
Peripheral Bays	1000W Redundant Titanium Level high-efficiency power supplies with I²C & PMBus	1000W Redundant Titanium Level high-efficiency power supplies with I²C & PMBus	1000W Redundant Titanium Level high-efficiency power supplies with I²C & PMBus
Power Supply	Dual set of 3x heavy duty counter rotating fans with air shroud and optimal fan speed control	Dual set of 3x heavy duty counter rotating fans with air shroud and optimal fan speed control	Dual set of 3x heavy duty counter rotating fans with air shroud and optimal fan speed control
Cooling System	1U Rackmount	1U Rackmount	1U Rackmount
Form Factor	2U (4-node) Rackmount	2U (4-node) Rackmount	2U (4-node) Rackmount

* Please check with your Supermicro sales representative and website for compatibility and configuration details

BigTwin™ /TwinPro™ /Twin

1U TwinPro™

2 hot swappable nodes in 1U, Redundant Titanium Level power supplies



MODEL	SYS-1028TP-DTR	SYS-1028TP-DTTR	SYS-1028TP-DTFR
Processor Support	Dual set of Dual Intel® Xeon® Processor E5-2600 v4/ v3 product families supported; QPI up to 9.6GT/s, CPU support up to 145W TDP	Dual set of Dual Intel® Xeon® Processor E5-2600 v4/ v3 product families supported; QPI up to 9.6GT/s, CPU support up to 145W TDP	Dual set of Dual Intel® Xeon® Processor E5-2600 v4/ v3 product families supported; QPI up to 9.6GT/s, CPU support up to 145W TDP
Key Applications	<ul style="list-style-type: none"> Mission-critical applications High Availability Storage Appliance Platform 	<ul style="list-style-type: none"> Mission-critical applications High Availability Storage Appliance Platform 	<ul style="list-style-type: none"> Mission-critical applications High Availability Storage Appliance Platform
Outstanding Features	<ul style="list-style-type: none"> 2 hot swappable nodes in 1U 1x PCI-E 3.0 x16 Low-profile slot and 1x "0" slot Intel® i350 Dual port GbE LAN 1000W Redundant Power Supplies 	<ul style="list-style-type: none"> 2 hot swappable nodes in 1U 1x PCI-E 3.0 x16 Low-profile slot and 1x "0" slot Intel® X540 Dual port 10GBase-T LAN 1000W Redundant Power Supplies 	<ul style="list-style-type: none"> 2 hot swappable nodes in 1U 1x PCI-E 3.0 x16 Low-profile slot and 1x "0" slot Single port FDR (56Gbps) IB w/ QSFP connector Intel® i350 Dual port GbE LAN 1000W Redundant Power Supplies
Serverboard	SUPER® X10DRT-P	SUPER® X10DRT-PT	SUPER® X10DRT-PIBF
Chipset	Intel® C612 chipset	Intel® C612 chipset	Intel® C612 chipset
System Memory (Max.)*	Dual set of up to 2TB ECC 3DS LRDIMM or RDIMM DDR4-2400MHz in 16 DIMM slots	Dual set of up to 2TB ECC 3DS LRDIMM or RDIMM DDR4-2400MHz in 16 DIMM slots	Dual set of up to 2TB ECC 3DS LRDIMM or RDIMM DDR4-2400MHz in 16 DIMM slots
Expansion Slots	Dual set of low-profile PCI-E x16; 1x "0" slot	Dual set of low-profile PCI-E x16; 1x "0" slot	Dual set of low-profile PCI-E x16; 1x "0" slot
Onboard Storage Controller	Dual set of Intel® C612 controller for 4 SATA3 (6 Gbps) ports; RAID 0,1,5,10	Dual set of Intel® C612 controller for 4 SATA3 (6 Gbps) ports; RAID 0,1,5,10	Dual set of Intel® C612 controller for 4 SATA3 (6 Gbps) ports; RAID 0,1,5,10
Connectivity	Dual set of Dual LAN with Intel® i350 Gigabit Ethernet controller	Dual set of Dual LAN with Intel® X540 10GBase-T Ethernet Controller;	Dual set of Dual LAN with Intel® i350 Gigabit Ethernet controller Dual set of Single FDR infiniband with Mellanox Connect-X3
VGA/Audio	Dual set of Aspeed AST2400 BMC	Dual set of Aspeed AST2400 BMC	Dual set of Aspeed AST2400 BMC
Management	Dual set of IPMI 2.0 + KVM with dedicated LAN, SuperDoctor® 5, Watchdog	Dual set of IPMI 2.0 + KVM with dedicated LAN, SuperDoctor® 5, Watchdog	Dual set of IPMI 2.0 + KVM with dedicated LAN, SuperDoctor® 5, Watchdog
Drive Bays	Dual set of 4x 2.5" hot-swap SATA drive bays	Dual set of 4x 2.5" hot-swap SATA drive bays	Dual set of 4x 2.5" hot-swap SATA drive bays
Peripheral Bays	1000W Redundant Titanium Level high-efficiency power supplies with I²C & PMBus	1000W Redundant Titanium Level high-efficiency power supplies with I²C & PMBus	1000W Redundant Titanium Level high-efficiency power supplies with I²C & PMBus
Power Supply	Dual set of 3x heavy duty counter rotating fans with air shroud and optimal fan speed control	Dual set of 3x heavy duty counter rotating fans with air shroud and optimal fan speed control	Dual set of 3x heavy duty counter rotating fans with air shroud and optimal fan speed control
Cooling System	1U Rackmount	1U Rackmount	1U Rackmount
Form Factor	2U (4-node) Rackmount	2U (4-node) Rackmount	2U (4-node) Rackmount


* Please check with your Supermicro sales representative and website for compatibility and configuration details

SIOM Support on 2U TwinPro²

4 hot-swap nodes in 2U w/ 2.5" HDDs; Up to 2 Low Profile PCI-E Cards + 1 SIOM Card



(Rear View)



SYS-2028TP-H Series

4 DP Nodes in 2U, 24x 2.5" SAS/SATA3 drives


MODEL	SYS-2028TP-HTR-SIOM	SYS-2028TP-HC1R-SIOM	SYS-2028TP-HCOR-SIOM
Processor Support	Quad set of Dual Intel® Xeon® Processor E5-2600 v4/ v3 product families supported; QPI up to 9.6GT/s; CPU TDP support Up to 145W	Quad set of Dual Intel® Xeon® Processor E5-2600 v4/ v3 product families supported; QPI up to 9.6GT/s; CPU TDP support Up to 145W	Quad set of Dual Intel® Xeon® Processor E5-2600 v4/ v3 product families supported; QPI up to 9.6GT/s; CPU TDP support Up to 145W
Key Applications	<ul style="list-style-type: none"> • Compute Intensive Application • Data Center • Enterprise Server • Financial Analysis • HPC • Mission-Critical 	<ul style="list-style-type: none"> • Compute Intensive Application • Data Center • Enterprise Server • Financial Analysis • HPC • Mission-Critical 	<ul style="list-style-type: none"> • Compute Intensive Application • Data Center • Enterprise Server • Financial Analysis • HPC • Mission-Critical
Outstanding Features	<ul style="list-style-type: none"> • 2 Low-profile PCI-E slots • 1 SIOM card support • IPMI 2.0 + KVM with dedicated LAN • QUAD set of 6 hot-swap 2.5" SATA drive bays 	<ul style="list-style-type: none"> • 2 Low-profile PCI-E slots • 1 SIOM card support • IPMI 2.0 + KVM with dedicated LAN • QUAD set of 6 hot-swap 2.5" SAS/SATA drive bays 	<ul style="list-style-type: none"> • 2 Low-profile PCI-E slots • 1 SIOM card support • IPMI 2.0 + KVM with dedicated LAN • QUAD set of 6 hot-swap 2.5" SAS/SATA drive bays
Serverboard	SUPER® X10DRT-PS	SUPER® X10DRT-PS	SUPER® X10DRT-PS
Chipset	Intel® C612 Chipset	Intel® C612 Chipset	Intel® C612 Chipset
System Memory (Max.)*	Quad set of up to 2TB ECC LRDIMM, 512GB ECC RDIMM, DDR4-2400MHz in 16 DIMM slots	Quad set of up to 2TB ECC LRDIMM, 512GB ECC RDIMM, DDR4-2400MHz in 16 DIMM slots	Quad set of up to 2TB ECC LRDIMM, 512GB ECC RDIMM, DDR4-2400MHz in 16 DIMM slots
Expansion Slots	Quad set of 1x PCI-E 3.0 LP x16; 1x PCI-E 3.0 LP x8; 1x SIOM card support	Quad set of 1x PCI-E 3.0 LP x16; 1x PCI-E 3.0 LP x8; 1x SIOM card support	Quad set of 1x PCI-E 3.0 LP x16; 1x PCI-E 3.0 LP x8; 1x SIOM card support
Onboard Storage Controller	Quad set of Intel® C612 controller for 6 SATA3 (6 Gbps) ports; RAID 0,1,5,10	Quad set of Broadcom® 3108 HW RAID 12Gbps SAS 3.0 controller for RAID 0,1,5,6,10,50 w/optional SuperCap	Quad set of Broadcom® 3008 SW RAID 12Gbps SAS 3.0 controller for RAID 0,1,10
Connectivity	Quad set of single IPMI 2.0 + KVM with dedicated LAN only. Need to bundle with network card	Quad set of single IPMI 2.0 + KVM with dedicated LAN only. Need to bundle with network card	Quad set of single IPMI 2.0 + KVM with dedicated LAN only. Need to bundle with network card
VGA/Audio	Quad set of AST2400 VGA	Quad set of AST2400 VGA	Quad set of AST2400 VGA
Management	Quad set of IPMI 2.0 + KVM with dedicated LAN, Intel® Node Manager, SUM, SPM, SSM, SuperDoctor® 5, Watchdog	Quad set of IPMI 2.0 + KVM with dedicated LAN, Intel® Node Manager, SUM, SPM, SSM, SuperDoctor® 5, Watchdog	Quad set of IPMI 2.0 + KVM with dedicated LAN, Intel® Node Manager, SUM, SPM, SSM, SuperDoctor® 5, Watchdog
Drive Bays	Quad set of 6x 2.5" hot-swap SATA drive bays	Quad set of 6x 2.5" hot-swap SAS/SATA drive bays	Quad set of 6x 2.5" hot-swap SAS/SATA drive bays
Peripheral Bays	Redundant 2000W Platinum Level high-efficiency power supplies with I ² C & PMBus	Redundant 2000W Platinum Level high-efficiency power supplies with I ² C & PMBus	Redundant 2000W Platinum Level high-efficiency power supplies with I ² C & PMBus
Power Supply	4x 8cm heavy duty PWM fans with air shroud with optimal fan speed control	4x 8cm heavy duty PWM fans with air shroud with optimal fan speed control	4x 8cm heavy duty PWM fans with air shroud with optimal fan speed control
Cooling System	2U Rackmount 438 x 88 x 724mm (17.25" x 3.47" x 28.5")	2U Rackmount 438 x 88 x 724mm (17.25" x 3.47" x 28.5")	2U Rackmount 438 x 88 x 724mm (17.25" x 3.47" x 28.5")
Form Factor	2U (4-node) Rackmount	2U (4-node) Rackmount	2U (4-node) Rackmount

* Please check with your Supermicro sales representative and website for compatibility and configuration details

BigTwin™ /TwinPro™ /Twin

SIOM Support on 2U TwinPro²[™]

4 hot-swap nodes in 2U w/ 2.5" HDDs, Up to 2 Low Profile PCI-E Cards + 1 SIOM Card





SYS-6028TP-H Series
4 DP Nodes in 2U, 12x 3.5" SAS/SATA drives

MODEL	SYS-6028TP-HTR-SIOM	SYS-6028TP-HC1R-SIOM	SYS-6028TP-HC0R-SIOM
Processor Support	Quad set of Dual Intel® Xeon® Processor E5-2600 v4/ v3 product families supported; QPI up to 9.6GT/s; CPU TDP support Up to 145W	Quad set of Dual Intel® Xeon® Processor E5-2600 v4/ v3 product families supported; QPI up to 9.6GT/s; CPU TDP support Up to 145W	Quad set of Dual Intel® Xeon® Processor E5-2600 v4/ v3 product families supported; QPI up to 9.6GT/s; CPU TDP support Up to 145W
Key Applications	<ul style="list-style-type: none"> • Compute Intensive Application • Data Center • Enterprise Server • Financial Analysis • HPC • Mission-Critical 	<ul style="list-style-type: none"> • Compute Intensive Application • Data Center • Enterprise Server • Financial Analysis • HPC • Mission-Critical 	<ul style="list-style-type: none"> • Compute Intensive Application • Data Center • Enterprise Server • Financial Analysis • HPC • Mission-Critical
Outstanding Features	<ul style="list-style-type: none"> • 2 Low-profile PCI-E slots • 1 SIOM card support • IPMI 2.0 + KVM with dedicated LAN • QUAD set of 3 hot-swap 3.5" SATA drive bays 	<ul style="list-style-type: none"> • 2 Low-profile PCI-E slots • 1 SIOM card support • IPMI 2.0 + KVM with dedicated LAN • QUAD set of 6 hot-swap 2.5" SAS/SATA drive bays 	<ul style="list-style-type: none"> • 2 Low-profile PCI-E slots • 1 SIOM card support • IPMI 2.0 + KVM with dedicated LAN • QUAD set of 6 hot-swap 2.5" SAS/SATA drive bays
Serverboard	SUPER® X10DRT-PS	SUPER® X10DRT-PS	SUPER® X10DRT-PS
Chipset	Intel® C612 Chipset	Intel® C612 Chipset	Intel® C612 Chipset
System Memory (Max.)*	Quad set of up to 2TB ECC LRDIMM, 512GB ECC RDIMM, DDR4-2400MHz in 16 DIMM slots	Quad set of up to 2TB ECC LRDIMM, 512GB ECC RDIMM, DDR4-2400MHz in 16 DIMM slots	Quad set of up to 2TB ECC LRDIMM, 512GB ECC RDIMM, DDR4-2400MHz in 16 DIMM slots
Expansion Slots	Quad set of 1x PCI-E 3.0 LP x16; 1x PCI-E 3.0 LP x8; 1x SIOM card support	Quad set of 1x PCI-E 3.0 LP x16; 1x PCI-E 3.0 LP x8; 1x SIOM card support	Quad set of 1x PCI-E 3.0 LP x16; 1x PCI-E 3.0 LP x8; 1x SIOM card support
Onboard Storage Controller	Quad set of Intel® C612 controller for 3 SATA3 (6 Gbps) ports; RAID 0,1,5,10	Quad set of Broadcom® 3108 HW RAID 12Gbps SAS 3.0 controller for RAID 0,1,5 w/optional SuperCap	Quad set of Broadcom® 3008 SW RAID 12Gbps SAS 3.0 controller for RAID 0,1
Connectivity	Quad set of single IPMI 2.0 + KVM with dedicated LAN only. Need to bundle with network card	Quad set of single IPMI 2.0 + KVM with dedicated LAN only. Need to bundle with network card	Quad set of single IPMI 2.0 + KVM with dedicated LAN only. Need to bundle with network card
VGA/Audio	Quad set of AST2400 VGA	Quad set of AST2400 VGA	Quad set of AST2400 VGA
Management	Quad set of IPMI 2.0 + KVM with dedicated LAN, Intel® Node Manager, SUM, SPM, SSM, SuperDoctor® 5, Watchdog	Quad set of IPMI 2.0 + KVM with dedicated LAN, Intel® Node Manager, SUM, SPM, SSM, SuperDoctor® 5, Watchdog	Quad set of IPMI 2.0 + KVM with dedicated LAN, Intel® Node Manager, SUM, SPM, SSM, SuperDoctor® 5, Watchdog
Drive Bays	Quad set of 3x 3.5" hot-swap SATA drive bays	Quad set of 3x 3.5" hot-swap SAS/SATA drive bays	Quad set of 3x 3.5" hot-swap SAS/SATA drive bays
Peripheral Bays	Redundant 2000W Platinum Level high-efficiency power supplies with I ² C & PMBus	Redundant 2000W Platinum Level high-efficiency power supplies with I ² C & PMBus	Redundant 2000W Platinum Level high-efficiency power supplies with I ² C & PMBus
Power Supply	4x 8cm heavy duty PWM fans with air shroud with optimal fan speed control	4x 8cm heavy duty PWM fans with air shroud with optimal fan speed control	4x 8cm heavy duty PWM fans with air shroud with optimal fan speed control
Cooling System	2U Rackmount 438 x 88 x 774mm (17.25" x 3.47" x 30.5")	2U Rackmount 438 x 88 x 774mm (17.25" x 3.47" x 30.5")	2U Rackmount 438 x 88 x 774mm (17.25" x 3.47" x 30.5")
Form Factor	2U (4-node) Rackmount	2U (4-node) Rackmount	2U (4-node) Rackmount

* Please check with your Supermicro sales representative and website for compatibility and configuration details

2U TwinPro²[™]

4 hot-swap nodes in 2U w/ 2.5" or 3.5" HDDs, Intel[®] Xeon[®] Processor E5-2600 v4 product family support



SYS-2028TP-H Series


4 DP Nodes in 2U, 24x 2.5" SAS/SATA drives

MODEL	SYS-2028TP-HC1R SYS-2028TP-HC1TR SYS-2028TP-HC1FR	SYS-2028TP-HC0R SYS-2028TP-HC0TR SYS-2028TP-HC0FR	SYS-2028TP-HTR SYS-2028TP-HTTR SYS-2028TP-HTFR
Processor Support	Quad set of Dual Intel [®] Xeon [®] Processor E5-2600 v4/ v3 product families supported; QPI up to 9.6GT/s; CPU TDP support Up to 145W	Quad set of Dual Intel [®] Xeon [®] Processor E5-2600 v4/ v3 product families supported; QPI up to 9.6GT/s; CPU TDP support Up to 145W	Quad set of Dual Intel [®] Xeon [®] Processor E5-2600 v4/ v3 product families supported; QPI up to 9.6GT/s; CPU TDP support Up to 145W
Key Applications	<ul style="list-style-type: none"> • Compute Intensive Application • Data Center • Enterprise Server • Financial Analysis • HPC • Mission-Critical 	<ul style="list-style-type: none"> • Compute Intensive Application • Data Center • Enterprise Server • Financial Analysis • HPC • Mission-Critical 	<ul style="list-style-type: none"> • Compute Intensive Application • Data Center • Enterprise Server • Financial Analysis • HPC • Mission-Critical
Outstanding Features	<ul style="list-style-type: none"> • 1 Low-profile PCI-E 3.0 x16 slot • 4 hot swappable nodes in 2U • IPMI 2.0 + KVM with dedicated LAN • Quad set of 6 hot-swap 2.5" SATA/SAS drive bays • SAS 3.0, 40G Ethernet, FDR IB 	<ul style="list-style-type: none"> • 1 Low-profile PCI-E 3.0 x16 slot + 0 slot • 4 hot swappable nodes in 2U • IPMI 2.0 + KVM with dedicated LAN • Quad set of 6 hot-swap 2.5" SATA/SAS drive bays • SAS 3.0, 40G Ethernet, FDR IB 	<ul style="list-style-type: none"> • 1 Low-profile PCI-E 3.0 x16 slot + 0 slot • 4 hot swappable nodes in 2U • IPMI 2.0 + KVM with dedicated LAN • Quad set of 6 hot-swap 2.5" SATA/SAS drive bays • SAS 3.0, 40G Ethernet, FDR IB
Serverboard	-HC1R: SUPER [®] X10DRT-P -HC1TR: SUPER [®] X10DRT-PT -HC1FR: SUPER [®] X10DRT-PIBF	-HC0R: SUPER [®] X10DRT-P -HC0TR: SUPER [®] X10DRT-PT -HC0FR: SUPER [®] X10DRT-PIBF	-HTR: SUPER [®] X10DRT-P -HTTR: SUPER [®] X10DRT-PT -HTFR: SUPER [®] X10DRT-PIBF
Chipset	Intel [®] C612 Chipset	Intel [®] C612 Chipset	Intel [®] C612 Chipset
System Memory (Max.)*	Quad set of up to 2TB ECC 3DS LRDIMM or RDIMM DDR4-2400MHz in 16 DIMM slots	Quad set of up to 2TB ECC 3DS LRDIMM or RDIMM DDR4-2400MHz in 16 DIMM slots	Quad set of up to 2TB ECC 3DS LRDIMM or RDIMM DDR4-2400MHz in 16 DIMM slots
Expansion Slots	Quad set of low-profile PCI-E 3.0 x16	Quad set of low-profile PCI-E 3.0 x16; 1 x16 "0 slot"	Quad set of low-profile PCI-E 3.0 x16; 1 x16 "0 slot"
Onboard Storage Controller	Quad set of Broadcom [®] 3108 HW RAID SAS 3.0 (12Gbps); RAID 0,1,5,6,10,50 w/ optional SuperCap	Quad set of Broadcom [®] 3008 SW RAID 12Gbps SAS 3.0 controller; RAID 0,1,10	Quad set of Intel [®] C612 AHCI controller for 6 SATA3 (6Gbps); RAID 0,1,5,10
Connectivity	-HC1R: Quad set of Dual LAN with Intel [®] i350 Gigabit Ethernet controller; -HC1TR: Quad set of Dual 10Gb Ethernet LAN with Intel [®] X540 and 10GBase-T Connector; -HC1FR: Quad set of FDR (Connect-X3) InfiniBand / 40G Ethernet	-HC0R: Quad set of Dual LAN with Intel [®] i350 Gigabit Ethernet controller; -HC0TR: Quad set of Dual 10Gb Ethernet LAN with Intel [®] X540 and 10GBase-T Connector; -HC0FR: Quad set of FDR (Connect-X3) InfiniBand / 40G Ethernet	-HTR: Quad set of Dual LAN with Intel [®] i350 Gigabit Ethernet controller; -HTTR: Quad set of Dual 10Gb Ethernet LAN with Intel [®] X540 and 10GBase-T Connector; -HTFR: Quad set of FDR (Connect-X3) InfiniBand / 40G Ethernet
VGA/Audio	Quad set of AST2400 VGA	Quad set of AST2400 VGA	Quad set of AST2400 VGA
Management	Quad set of IPMI 2.0 + KVM with dedicated LAN, Intel [®] Node Manager, SUM, SPM, SSM, SuperDoctor [®] 5, Watchdog	Quad set of IPMI 2.0 + KVM with dedicated LAN, Intel [®] Node Manager, SUM, SPM, SSM, SuperDoctor [®] 5, Watchdog	Quad set of IPMI 2.0 + KVM with dedicated LAN, Intel [®] Node Manager, SUM, SPM, SSM, SuperDoctor [®] 5, Watchdog
Drive Bays	Quad set of 6x 2.5" hot-swap SAS/SATA drive bays	Quad set of 6x 2.5" hot-swap SAS/SATA drive bays	Quad set of 6x 2.5" hot-swap SATA drive bays
Peripheral Bays	Redundant 2000W Titanium Level high-efficiency power supplies with P/C & PMBus	Redundant 2000W Titanium Level high-efficiency power supplies with P/C & PMBus	Redundant 2000W Titanium Level high-efficiency power supplies with P/C & PMBus
Power Supply	4x 8cm heavy duty PWM fans with air shroud with optimal fan speed control	4x 8cm heavy duty PWM fans with air shroud with optimal fan speed control	4x 8cm heavy duty PWM fans with air shroud with optimal fan speed control
Cooling System	2U Rackmount 438 x 88 x 724mm (17.25" x 3.47" x 28.5")	2U Rackmount 438 x 88 x 724mm (17.25" x 3.47" x 28.5")	2U Rackmount 438 x 88 x 724mm (17.25" x 3.47" x 28.5")
Form Factor	2U (4-node) Rackmount	2U (4-node) Rackmount	2U (4-node) Rackmount


* Please check with your Supermicro sales representative and website for compatibility and configuration details

2U TwinPro²

4 hot-swap nodes in 2U w/ 2.5" or 3.5" HDDs, Intel® Xeon® Processor E5-2600 v4 product family support



(Rear View)



SYS-6028TP-H Series



4 DP Nodes in 2U, 12x 3.5" SAS3/SATA3 drives

MODEL	SYS-6028TP-HC1R SYS-6028TP-HC1TR SYS-6028TP-HC1FR	SYS-6028TP-HCOR SYS-6028TP-HCOTR SYS-6028TP-HCOFR	SYS-6028TP-HTR SYS-6028TP-HTTR SYS-6028TP-HTFR
Processor Support	Quad set of Dual Intel® Xeon® Processor E5-2600 v4/ v3 product families supported; QPI up to 9.6GT/s; CPU TDP support Up to 145W	Quad set of Dual Intel® Xeon® Processor E5-2600 v4/ v3 product families supported; QPI up to 9.6GT/s; CPU TDP support Up to 145W	Quad set of Dual Intel® Xeon® Processor E5-2600 v4/ v3 product families supported; QPI up to 9.6GT/s; CPU TDP support Up to 145W
Key Applications	<ul style="list-style-type: none"> • Compute Intensive Application • Data Center • Enterprise Server • Financial Analysis • HPC • Mission-Critical 	<ul style="list-style-type: none"> • Compute Intensive Application • Data Center • Enterprise Server • Financial Analysis • HPC • Mission-Critical 	<ul style="list-style-type: none"> • Compute Intensive Application • Data Center • Enterprise Server • Financial Analysis • HPC • Mission-Critical
Outstanding Features	<ul style="list-style-type: none"> • 1 Low-profile PCI-E 3.0 x16 slot • 4 hot swappable nodes in 2U • IPMI 2.0 + KVM with dedicated LAN • Quad set of 3 hot-swap 3.5" SATA/SAS drive bays • SAS3, 10G, 40G Ethernet, FDR 	<ul style="list-style-type: none"> • 1 Low-profile PCI-E 3.0 x16 slot + 0 slot • 4 hot swappable nodes in 2U • IPMI 2.0 + KVM with dedicated LAN • Quad set of 3 hot-swap 3.5" SATA/SAS drive bays • SAS3, 10G, 40G Ethernet, FDR 	<ul style="list-style-type: none"> • 1 Low-profile PCI-E 3.0 x16 slot + 0 slot • 4 hot swappable nodes in 2U • IPMI 2.0 + KVM with dedicated LAN • Quad set of 3 hot-swap 3.5" SATA/SAS drive bays • SAS3, 10G, 40G Ethernet, FDR
Serverboard	-HC1R: SUPER® X10DRT-P -HC1TR: SUPER® X10DRT-PT -HC1FR: SUPER® X10DRT-PIBF	-HCOR: SUPER® X10DRT-P -HCOTR: SUPER® X10DRT-PT -HCOFR: SUPER® X10DRT-PIBF	-HTR: SUPER® X10DRT-P -HTTR: SUPER® X10DRT-PT -HTFR: SUPER® X10DRT-PIBF
Chipset	Intel® C612 Chipset	Intel® C612 Chipset	Intel® C612 Chipset
System Memory (Max.)*	Quad set of up to 2TB ECC 3DS LRDIMM or RDIMM DDR4-2400MHz in 16 DIMM slots	Quad set of up to 2TB ECC 3DS LRDIMM or RDIMM DDR4-2400MHz in 16 DIMM slots	Quad set of up to 2TB ECC 3DS LRDIMM or RDIMM DDR4-2400MHz in 16 DIMM slots
Expansion Slots	Quad set of low-profile PCI-E 3.0 x16	Quad set of low-profile PCI-E 3.0 x16; 1 x16 "0 slot"	Quad set of low-profile PCI-E 3.0 x16; 1 x16 "0 slot"
Onboard Storage Controller	Quad set of Broadcom® 3108 HW RAID SAS 3.0 (12Gbps); RAID 0,1,5 w/ optional SuperCap	Quad set of Broadcom® 3008 SW RAID 12Gbps SAS 3.0 controller; RAID 0,1	Quad set of Intel® C612 AHCI controller for 3 SATA3 (6Gbps); RAID 0,1,5,10
Connectivity	-HC1R: Quad set of Dual LAN with Intel® i350 Gigabit Ethernet controller; -HC1TR: Quad set of Dual 10Gb Ethernet LAN with Intel® X540 and 10GBase-T Connector; -HC1FR: Quad set of FDR (Connect-X3) InfiniBand / 40G Ethernet	-HCOR: Quad set of Dual LAN with Intel® i350 Gigabit Ethernet controller; -HCOTR: Quad set of Dual 10Gb Ethernet LAN with Intel® X540 and 10GBase-T Connector; -HCOFR: Quad set of FDR (Connect-X3) InfiniBand / 40G Ethernet	-HTR: Quad set of Dual LAN with Intel® i350 Gigabit Ethernet controller; -HTTR: Quad set of Dual 10Gb Ethernet LAN with Intel® X540 and 10GBase-T Connector; -HTFR: Quad set of FDR (Connect-X3) InfiniBand / 40G Ethernet
VGA/Audio	Quad set of AST2400 VGA	Quad set of AST2400 VGA	Quad set of AST2400 VGA
Management	Quad set of IPMI 2.0 + KVM with dedicated LAN, Intel® Node Manager, SUM, SPM, SSM, SuperDoctor® 5, Watchdog	Quad set of IPMI 2.0 + KVM with dedicated LAN, Intel® Node Manager, SUM, SPM, SSM, SuperDoctor® 5, Watchdog	Quad set of IPMI 2.0 + KVM with dedicated LAN, Intel® Node Manager, SUM, SPM, SSM, SuperDoctor® 5, Watchdog
Drive Bays	Quad set of 3x 3.5" hot-swap SAS/SATA drive bays	Quad set of 3x 3.5" hot-swap SAS/SATA drive bays	Quad set of 3x 3.5" hot-swap SATA drive bays
Peripheral Bays	Redundant 2000W Titanium Level high-efficiency power supplies with iPC & PMBus	Redundant 2000W Titanium Level high-efficiency power supplies with iPC & PMBus	Redundant 2000W Titanium Level high-efficiency power supplies with iPC & PMBus
Power Supply	4x 8cm heavy duty PWM fans with air shroud with optimal fan speed control	4x 8cm heavy duty PWM fans with air shroud with optimal fan speed control	4x 8cm heavy duty PWM fans with air shroud with optimal fan speed control
Cooling System	2U Rackmount 438 x 88 x 762mm (17.25" x 3.47" x 30")	2U Rackmount 438 x 88 x 762mm (17.25" x 3.47" x 30")	2U Rackmount 438 x 88 x 762mm (17.25" x 3.47" x 30")
Form Factor	2U (4-node) Rackmount	2U (4-node) Rackmount	2U (4-node) Rackmount

* Please check with your Supermicro sales representative and website for compatibility and configuration details

2U TwinPro™

2 hot-swap nodes in 2U w/ up to 4 NVMe per Node, Intel® Xeon® Processor E5-2600 v4 product family support




MODEL	SYS-2028TP-DNCR SYS-2028TP-DNCTR SYS-2028TP-DNCFR	SYS-6028TP-DNCR SYS-6028TP-DNCTR SYS-6028TP-DNCFR
Processor Support	Twin set of Dual Intel® Xeon® Processor E5-2600 v4/v3 product families supported; QPI up to 9.6GT/s; CPU TDP support Up to 145W	Twin set of Dual Intel® Xeon® Processor E5-2600 v4/v3 product families supported; QPI up to 9.6GT/s; CPU TDP support Up to 145W
Key Applications	<ul style="list-style-type: none"> • Compute Intensive Application • Data Center • Enterprise Server • Financial Analysis • HPC • Mission-Critical 	<ul style="list-style-type: none"> • Compute Intensive Application • Data Center • Enterprise Server • Financial Analysis • HPC • Mission-Critical
Outstanding Features	<ul style="list-style-type: none"> • NVMe support • Up to 2 Low Profile Add-On-Cards • Redundant 1600W Titanium Level high-efficiency power supplies • 2 hot swappable nodes in 2U • IPMI 2.0 + KVM with dedicated LAN • SAS 3.0 (12Gbps) support 	<ul style="list-style-type: none"> • NVMe support • Up to 2 Low Profile Add-On-Cards • Redundant 1600W Titanium Level high-efficiency power supplies • 2 hot swappable nodes in 2U • IPMI 2.0 + KVM with dedicated LAN • SAS 3.0 (12Gbps) support
Serverboard	-DNCR: SUPER® X10DRT-P -DNCTR: SUPER® X10DRT-PT -DNCFR: SUPER® X10DRT-PIBF	-DNCR: SUPER® X10DRT-P -DNCTR: SUPER® X10DRT-PT -DNCFR: SUPER® X10DRT-PIBF
Chipset	Intel® C612 Chipset	Intel® C612 Chipset
System Memory (Max.)*	Twin set of up to 2TB ECC 3DS LRDIMM or RDIMM DDR4-2400MHz in 16 DIMM slots	Twin set of up to 2TB ECC 3DS LRDIMM or RDIMM DDR4-2400MHz in 16 DIMM slots
Expansion Slots	Twin set of 1 PCI-E 3.0 x16, 1 PCI-E 3.0 x8	Twin set of 1 PCI-E 3.0 x16, 1 PCI-E 3.0 x8
Onboard Storage Controller	Twin set of Broadcom® 3008 SAS 3.0 (12Gbps); RAID 0,1,10	Twin set of Broadcom® 3008 SAS 3.0 (12Gbps); RAID 0,1,10
Connectivity	-DNCR: Twin set of Dual LAN with Intel® i350 Gigabit Ethernet controller -DNCTR: Twin set of Dual 10Gb Ethernet LAN with Intel® X540 and 10GBase-T Connector -DNCFR: Twin set of FDR (Connect-X3) / 40G Ethernet	-DNCR: Twin set of Dual LAN with Intel® i350 Gigabit Ethernet controller -DNCTR: Twin set of Dual 10Gb Ethernet LAN with Intel® X540 and 10GBase-T Connector -DNCFR: Twin set of FDR (Connect-X3) / 40G Ethernet
VGA/Audio	Twin set of AST2400 VGA	Twin set of AST2400 VGA
Management	Twin set of IPMI 2.0 + KVM with dedicated LAN, Intel® Node Manager, SUM, SPM, SSM, SuperDoctor® 5, Watchdog	Twin set of IPMI 2.0 + KVM with dedicated LAN, Intel® Node Manager, SUM, SPM, SSM, SuperDoctor® 5, Watchdog
Drive Bays	Twin set 4x NVMe + 8x SAS 3.0 drives	Twin set of 6x 3.5" hot-swap drive bays. Up to 4x NVMe + 2x SAS 3.0 drives (per node); or, up to 6x SAS3 support
Peripheral Bays	Redundant 1600W Titanium Level high-efficiency power supplies with I²C & PMBus	Redundant 1600W Titanium Level high-efficiency power supplies with I²C & PMBus
Power Supply	4x 8cm heavy duty PWM fans with air shroud and optimal fan speed control	4x 8cm heavy duty PWM fans with air shroud and optimal fan speed control
Cooling System	2U Rackmount 438 x 88 x 724mm (17.25" x 3.47" x 28.5")	2U Rackmount 438 x 88 x 762mm (17.25" x 3.47" x 30")
Form Factor	2U (4-node) Rackmount	2U (4-node) Rackmount

* Please check with your Supermicro sales representative and website for compatibility and configuration details

BigTwin™ /TwinPro™ /Twin

2U TwinPro™

2 hot-swap nodes in 2U w/ 2.5" HDDs, New! Intel® Xeon® Processor E5-2600 v4 product family support



SYS-2028TP-DEC(F)(T)R
Expander to support 12x SAS 3.0 HDDs provided



SYS-2028TP-D Series
2 DP Nodes in 2U, 24x 2.5" SAS3/SATA3 drives

SYS-2028TP-DECR SYS-2028TP-DECFR SYS-2028TP-DECTR	SYS-2028TP-DC1R SYS-2028TP-DC1TR SYS-2028TP-DC1FR	SYS-2028TP-DC0R SYS-2028TP-DC0TR SYS-2028TP-DC0FR	SYS-2028TP-DTR SYS-2028TP-DTTR SYS-2028TP-DTFR
Twin set of Dual Intel® Xeon® Processor E5-2600 v4/v3 product families supported; QPI up to 9.6GT/s; CPU TDP support Up to 145W	Twin set of Dual Intel® Xeon® Processor E5-2600 v4/v3 product families supported; QPI up to 9.6GT/s; CPU TDP support Up to 145W	Twin set of Dual Intel® Xeon® Processor E5-2600 v4/v3 product families supported; QPI up to 9.6GT/s; CPU TDP support Up to 145W	Twin set of Dual Intel® Xeon® Processor E5-2600 v4/v3 product families supported; QPI up to 9.6GT/s; CPU TDP support Up to 145W
<ul style="list-style-type: none"> • Compute Intensive Application • Data Center • Enterprise Server • Financial Analysis • HPC • Mission-Critical 	<ul style="list-style-type: none"> • Compute Intensive Application • Data Center • Enterprise Server • Financial Analysis • HPC • Mission-Critical 	<ul style="list-style-type: none"> • Compute Intensive Application • Data Center • Enterprise Server • Financial Analysis • HPC • Mission-Critical 	<ul style="list-style-type: none"> • Compute Intensive Application • Data Center • Enterprise Server • Financial Analysis • HPC • Mission-Critical
<ul style="list-style-type: none"> • SAS3 3008 with Expander • Up to 2 Low Profile Add-On-Cards + 0 slot • 1280W Platinum Level redundant high-efficiency power supplies • 2 hot swappable nodes in 2U • IPMI 2.0 + KVM with dedicated LAN • SAS 3.0 (12Gbps) support • 12 hot-swap 2.5" SAS/SATA drive bays per node 	<ul style="list-style-type: none"> • Up to 2 Low Profile Add-On-Cards Redundant 1280W Platinum Level high efficiency power supplies • GPU/Coprocessor or one x16 Internal slot Support • 2 hot swappable nodes in 2U • IPMI 2.0 + KVM with dedicated LAN • SAS 3.0 (12Gbps) support 	<ul style="list-style-type: none"> • Up to 2 Low Profile Add-On-Cards + 0 slot • Redundant 1280W Platinum Level high-efficiency power supplies • 2 hot swappable nodes in 2U • IPMI 2.0 + KVM with dedicated LAN • SAS 3.0 (12Gbps) support • (Full size) mSATA support 	<ul style="list-style-type: none"> • Up to 2 Low Profile Add-On-Cards • Redundant 1280W Platinum Level high-efficiency power supplies • GPU/Coprocessor or one x16 Internal slot Support • 2 hot swappable nodes in 2U • IPMI 2.0 + KVM with dedicated LAN • (Full size) mSATA support
-DECR: SUPER X10DRT-P -DECFR: SUPER X10DRT-PIBF -DNCFR: SUPER X10DRT-PT	-DC1R: SUPER X10DRT-P -DC1TR: SUPER X10DRT-PT -DC1FR: SUPER X10DRT-PIBF	-DCOR: SUPER X10DRT-P -DCOTR: SUPER X10DRT-PT -DCOFR: SUPER X10DRT-PIBF	-DTR: SUPER X10DRT-P -DTTR: SUPER X10DRT-PT -DTFR: SUPER X10DRT-PIBF
Intel® C612 Chipset	Intel® C612 Chipset	Intel® C612 Chipset	Intel® C612 Chipset
Twin set of up to 2TB ECC 3DS LRDIMM or RDIMM DDR4-2400MHz in 16 DIMM slots	Twin set of up to 2TB ECC 3DS LRDIMM or RDIMM DDR4-2400MHz in 16 DIMM slots	Twin set of up to 2TB ECC 3DS LRDIMM or RDIMM DDR4-2400MHz in 16 DIMM slots	Twin set of up to 2TB ECC 3DS LRDIMM or RDIMM DDR4-2400MHz in 16 DIMM slots
Twin set of 1 PCI-E 3.0 x16, 1 PCI-E 3.0 x8 and 1 "Zero Slot" card	Twin set of 1 PCI-E 3.0 x16, 1 PCI-E 3.0 x8, GPU support	Twin set of 1 PCI-E 3.0 x16, 1 PCI-E 3.0 x8, 1 "0 slot"	Twin set of 1 PCI-E 3.0 x16, 1 PCI-E 3.0 x8, GPU support
Twin set of Broadcom® 3008 SAS 3.0 (12Gbps); RAID 0,1,10	Twin set of SAS3 Broadcom® 3108 HW RAID (12Gbps); RAID 0,1,5,6,10,50,60 w/ optional SuperCap	Twin set of Broadcom® 3008 SAS 3.0 12Gbps controller; SW RAID 0,1,10	Twin set of Intel® C612 controller for 8 SATA3 (6Gbps); RAID 0,1,5,10
-DECR: Twin set of Dual LAN with Intel® i350 Gigabit Ethernet controller -DECFR: Twin set of FDR (Connect-X3) / 40G Ethernet -DNCFR: Twin set of Dual 10Gb Ethernet LAN with Intel® X540 and 10GBase-T Connector	-DC1R: Twin set of Dual LAN with Intel® i350 Gigabit Ethernet controller; -DC1TR: Twin set of Dual 10Gb Ethernet LAN with Intel® X540 and 10GBase-T Connector; -DC1FR: Twin set of FDR (Connect-X3) InfiniBand / 40G Ethernet	-DCOR: Twin set of Dual LAN with Intel® i350 Gigabit Ethernet controller; -DCOTR: Twin set of Dual 10Gb Ethernet LAN with Intel® X540 and 10GBase-T Connector; -DCOFR: Twin set of FDR (Connect-X3) InfiniBand / 40G Ethernet	-DTR: Twin set of Dual LAN with Intel® i350 Gigabit Ethernet controller; -DTTR: Twin set of Dual 10Gb Ethernet LAN with Intel® X540 and 10GBase-T Connector; -DTFR: Twin set of FDR (Connect-X3) InfiniBand / 40G Ethernet
Twin set of AST2400 VGA	Twin set of AST2400 VGA	Twin set of AST2400 VGA	Twin set of AST2400 VGA
Twin set of IPMI 2.0 + KVM with dedicated LAN, Intel® Node Manager, SUM, SPM, SSM, SuperDoctor® 5, Watchdog	Twin set of IPMI 2.0 + KVM with dedicated LAN, Intel® Node Manager, SUM, SPM, SSM, SuperDoctor® 5, Watchdog	Twin set of IPMI 2.0 + KVM with dedicated LAN, Intel® Node Manager, SUM, SPM, SSM, SuperDoctor® 5, Watchdog	Twin set of IPMI 2.0 + KVM with dedicated LAN, Intel® Node Manager, SUM, SPM, SSM, SuperDoctor® 5, Watchdog
Twin set 12x 2.5" hot-swap SAS 3008 with Expander	Twin set of 12x 2.5" hot-swap (8x SAS + 4x SATA) drive bays	Twin set of 12x 2.5" hot-swap (8x SAS + 4x SATA) drive bays	Twin set of 8x 2.5" hot-swap SATA drive bays
Redundant 1280W Platinum Level high-efficiency power supplies with i°C & PMBus	Redundant 1280W Platinum Level Digital high-efficiency power supplies with i°C & PMBus	Redundant 1280W Platinum Level Digital high-efficiency power supplies with i°C & PMBus	Redundant 1280W Platinum Level Digital high-efficiency power supplies with i°C & PMBus
4x 8cm heavy duty PWM fans with air shroud and optimal fan speed control	4x 8cm heavy duty PWM fans with air shroud with optimal fan speed control	4x 8cm heavy duty PWM fans with air shroud with optimal fan speed control	4x 8cm heavy duty PWM fans with air shroud with optimal fan speed control
2U Rackmount 438 x 88 x 724mm (17.25" x 3.47" x 28.5")	2U Rackmount 438 x 88 x 724mm (17.25" x 3.47" x 28.5")	2U Rackmount 438 x 88 x 724mm (17.25" x 3.47" x 28.5")	2U Rackmount 438 x 88 x 724mm (17.25" x 3.47" x 28.5")

* Please check with your Supermicro sales representative and website for compatibility and configuration details

BigTwin™ /TwinPro™ /Twin



2U Twin

Cost-Optimized, 2 hot-swap nodes in 2U w/ 12x 3.5" HDDs
New! Intel® Xeon® Processor E5-2600 v4 product family support



2 DP Nodes in 2U, 6x 3.5" HDD drives per Node



MODEL	SYS-6028TR-DTR	SYS-6028TR-D72R
Processor Support	Twin set of Dual Intel® Xeon® Processor E5-2600 v4/v3 product families supported; QPI up to 9.6GT/s; CPU TDP support Up to 145W	Twin set of Dual Intel® Xeon® Processor E5-2600 v4/v3 product families supported; QPI up to 9.6GT/s; CPU TDP support Up to 145W
Key Applications	<ul style="list-style-type: none"> Data Center Web Server HPC Virtualization 	<ul style="list-style-type: none"> Data Center Web Server HPC Virtualization
Outstanding Features	<ul style="list-style-type: none"> 8 DIMM slots IPMI 2.0 + KVM with dedicated LAN 2x SATADOM 2 hot-swappable nodes in 2U 1280W Platinum Level redundant high-efficiency power supplies 	<ul style="list-style-type: none"> Broadcom® 2208 8 DIMM slots IPMI 2.0 + KVM with dedicated LAN 2x SATADOM 2 hot-swappable nodes in 2U 1280W Platinum Level redundant high-efficiency power supplies
Serverboard	SUPER® X10DRT-H	SUPER® X10DRT-H
Chipset	Intel® C612 Chipset	Intel® C612 Chipset
System Memory (Max.)*	Twin set of up to 1TB ECC 3DS LRDIMM or RDIMM DDR4-2400MHz in 8 DIMM slots	Twin set of up to 1TB ECC 3DS LRDIMM or RDIMM DDR4-2400MHz in 8 DIMM slots
Expansion Slots	Twin set of 2x PCI-E 3.0 x8 (FHHL); 1x PCI-E 3.0 x8 (LP)	Twin set of 2x PCI-E 3.0 x8 (FHHL); 1x PCI-E 3.0 x8 (LP)
Onboard Storage Controller	Twin set of Intel® C612 controller for 6 SATA3 (6 Gbps) ports; RAID 0,1,10	Twin set of SAS2 (6Gbps) via Broadcom® 2208; HW RAID supports 0, 1, 5, 6, 10, 50
Connectivity	Twin set of dual LAN with Intel® i350 Gigabit Ethernet controller	Twin set of dual LAN with Intel® i350 Gigabit Ethernet controller
VGA/Audio	Twin set of AST2400 VGA	Twin set of AST2400 VGA
Management	Twin set of IPMI 2.0 + KVM with dedicated LAN, Intel® Node Manager, SUM, SPM, SSM, SuperDoctor® 5, Watchdog	Twin set of IPMI 2.0 + KVM with dedicated LAN, Intel® Node Manager, SUM, SPM, SSM, SuperDoctor® 5, Watchdog
Drive Bays	Twin set of 6x 3.5" hot-swap SATA3 HDDs	Twin set of 6x 3.5" hot-swap SAS2/SATA3 (Broadcom® 2208) HDDs
Peripheral Bays	Redundant 1280W Platinum Level high-efficiency power supplies with I ² C & PMBus	Redundant 1280W Platinum Level high-efficiency power supplies with I ² C & PMBus
Power Supply	4x 80mm heavy duty fans with PWM fan speed control	4x 80mm heavy duty fans with PWM fan speed control
Cooling System	2U Rackmount 438 x 88 x 724mm (17.25" x 3.47" x 28.5")	2U Rackmount 438 x 88 x 724mm (17.25" x 3.47" x 28.5")
Form Factor	2U (4-node) Rackmount	2U (4-node) Rackmount

BigTwin™ /TwinPro™ /Twin


* Please check with your Supermicro sales representative and website for compatibility and configuration details

2U Twin

2 hot-swap nodes in 2U, New! Intel® Xeon® Processor E5-2600 v4 product family support



SYS-2028TR-H Series
4 DP Nodes in 2U, 6x 2.5" HDD drives per Node



SYS-6028TR-H Series
4 DP Nodes in 2U, 3x 3.5" HDD drives per Node

MODEL	SYS-6028TR-HTR SYS-6028TR-HTFR	SYS-2028TR-H72R SYS-2028TR-H72FR SYS-2028TR-HTR SYS-2028TR-HTFR
Processor Support	Quad set of Dual Intel® Xeon® Processor E5-2600 v4/v3 product families supported; QPI up to 9.6GT/s; CPU TDP support Up to 145W	Quad set of Dual Intel® Xeon® Processor E5-2600 v4/v3 product families supported; QPI up to 9.6GT/s; CPU TDP support Up to 145W
Key Applications	<ul style="list-style-type: none"> Data Center Web Server HPC Virtualization 	<ul style="list-style-type: none"> Data Center Web Server HPC Virtualization
Outstanding Features	<ul style="list-style-type: none"> 1600W Redundant Titanium Level high-efficiency power supplies 8 DIMM slots IPMI 2.0 + KVM with dedicated LAN 2x SATADOM 4 hot-swappable nodes in 2U 	<ul style="list-style-type: none"> Broadcom® 2208 1600W Redundant Titanium Level high-efficiency power supplies 8 DIMM slots IPMI 2.0 + KVM with dedicated LAN 2x SATADOM 4 hot-swappable nodes in 2U
Serverboard	-HTR: SUPER● X10DRT-H -HTFR: SUPER● X10DRT-HIBF	-H72R/HTR: SUPER● X10DRT-H -H72FR/HTFR: SUPER● X10DRT-HIBF
Chipset	Intel® C612 Chipset	Intel® C612 Chipset
System Memory (Max.)*	Quad set of up to 1TB ECC 3DS LRDIMM or RDIMM DDR4-2400MHz in 8 DIMM slots	Quad set of up to 1TB ECC 3DS LRDIMM or RDIMM DDR4-2400MHz in 8 DIMM slots
Expansion Slots	Quad set of 1 PCI-E 3.0 x16 Low-profile	Quad set of 1 PCI-E 3.0 x16 Low-profile
Onboard Storage Controller	Quad set of Intel® C612 controller for 3 SATA3 (6 Gbps) ports; RAID 0,1	Quad set of SAS2 (6Gbps) via Broadcom® 2208; HW RAID supports 0,1,5,6,10,50
Connectivity	-HTR: Quad set of dual LAN with Intel® i350 dual Gigabit Ethernet LAN -HTFR: Quad set of dual LAN with Mellanox ConnectX3 single port FDR	-H72R: Quad set of dual LAN with Intel® i350 dual Gigabit Ethernet LAN -H72FR: Quad set of dual LAN with Mellanox ConnectX3 single port FDR -HTR: Quad set of dual LAN with Intel® i350 dual Gigabit Ethernet LAN -HTFR: Quad set of dual LAN with Mellanox ConnectX3 single port FDR
VGA/Audio	Quad set of AST2400 VGA	Quad set of AST2400 VGA
Management	Quad set of IPMI 2.0 + KVM with dedicated LAN, Intel® Node Manager, SUM, SPM, SSM, SuperDoctor® 5, Watchdog	Quad set of IPMI 2.0 + KVM with dedicated LAN, Intel® Node Manager, SUM, SPM, SSM, SuperDoctor® 5, Watchdog
Drive Bays	Quad set of 3x 3.5" hot-swap SATA3 HDDs	Quad set of 6x 2.5" hot-swap SAS2 HDDs
Peripheral Bays	Redundant 1600W Titanium Level high-efficiency power supplies with I²C & PMBus	Redundant 1600W Titanium Level high-efficiency power supplies with I²C & PMBus
Power Supply	4x 80mm heavy duty fans with PWM fan speed control	4x 80mm heavy duty fans with PWM fan speed control
Cooling System	2U Rackmount 438 x 88 x 724mm (17.25" x 3.47" x 28.5")	2U Rackmount 438 x 88 x 679mm (17.25" x 3.47" x 26.75")
Form Factor	2U (4-node) Rackmount	2U (4-node) Rackmount

* Please check with your Supermicro sales representative and website for compatibility and configuration details

BigTwin™ /TwinPro™ /Twin

1U Twin

Cost-Optimized, 2 nodes in 1U w/ 4x 3.5" and 8x 2.5" HDDs
New! Intel® Xeon® Processor E5-2600 v4 product family support



MODEL	SYS-6018TR-T SYS-6018TR-TF	SYS-1028TR-T SYS-1028TR-TF
Processor Support	Twin set of Dual Intel® Xeon® Processor E5-2600 v4/v3 product families supported; QPI up to 9.6GT/s; CPU TDP support Up to 145W	Twin set of Dual Intel® Xeon® Processor E5-2600 v4/v3 product families supported; QPI up to 9.6GT/s; CPU TDP support Up to 145W
Key Applications	<ul style="list-style-type: none"> HPC Data Center Front End Server 	<ul style="list-style-type: none"> HPC Data Center Front End Server
Outstanding Features	<ul style="list-style-type: none"> 1000W Titanium Level high-efficiency power supply IPMI 2.0 Management IPMI 2.0 + KVM with dedicated LAN 56Gbps InfiniBand controller onboard (-TF) 	<ul style="list-style-type: none"> 1000W Titanium Level high-efficiency power supply IPMI 2.0 Management IPMI 2.0 + KVM with dedicated LAN 56Gbps InfiniBand controller onboard (-TF)
Serverboard	-T: SUPER● X10DRT-L -TF: SUPER● X10DRT-LIBF	-T: SUPER● X10DRT-L -TF: SUPER● X10DRT-LIBF
Chipset	Intel® C612 Chipset	Intel® C612 Chipset
System Memory (Max.)*	Twin set of up to 1TB ECC 3DS LRDIMM or RDIMM DDR4-2400MHz in 8 DIMM slots	Twin set of up to 1TB ECC 3DS LRDIMM or RDIMM DDR4-2400MHz in 8 DIMM slots
Expansion Slots	Twin set of 1 PCI-E 3.0 x16 (in x16 slot)	Twin set of 1 PCI-E 3.0 x16 (in x16 slot)
Onboard Storage Controller	Twin set of Intel® C612 controller for 10 SATA3 (6 Gbps) ports; RAID 0,1,5,10	Twin set of Intel® C612 controller for 10 SATA3 (6 Gbps) ports; RAID 0,1,5,10
Connectivity	-T: Twin set of dual LAN with Intel® i350 dual Gigabit Ethernet LAN -TF: Twin set of FDR (Connect-X3) 56Gbps InfiniBand controller onboard	-T: Twin set of dual LAN with Intel® i350 dual Gigabit Ethernet LAN -TF: Twin set of FDR (Connect-X3) 56Gbps InfiniBand controller onboard
VGA/Audio	Twin set of AST2400 VGA	Twin set of AST2400 VGA
Management	Twin set of IPMI 2.0 + KVM with dedicated LAN, Intel® Node Manager, SUM, SPM, SSM, SuperDoctor® 5, Watchdog	Twin set of IPMI 2.0 + KVM with dedicated LAN, Intel® Node Manager, SUM, SPM, SSM, SuperDoctor® 5, Watchdog
Drive Bays	Twin set of 2x 3.5" hot-swap SATA drive bays	Twin set of 4x 2.5" hot-swap SATA drive bays
Peripheral Bays	1000W Titanium Level high-efficiency power supplies	1000W Titanium Level high-efficiency power supplies
Power Supply	6x 40x56mm counter-rotation PWM fan	6x 40x56mm counter-rotation PWM fan
Cooling System	1U Twin 437 x 44.45 x 705mm (17.2" x 1.75" x 27.75")	1U Twin 437 x 44.45 x 705mm (17.2" x 1.75" x 27.75")
Form Factor	2U (4-node) Rackmount	2U (4-node) Rackmount

* Please check with your Supermicro sales representative and website for compatibility and configuration details

BigTwin™ /TwinPro™ /Twin

X11 FatTwin™

NEW! Intel® Xeon® Scalable Processors Supported



- **A Full Range of Processors** Up to the highest performing 165 watt TDP CPUs
- **High Density 8/4 hot-plug node 4U SuperServer®**
- **Power Efficient Redundant 2200W Titanium Level (96%) Power Supplies**
- **Twin Innovation** Based on proven Supermicro Twin Technology



• Hot-plug DP Nodes

• Power Button

• Status LEDs

SYS-F619P2-RT/RTN/RC0/RC1

SYS-F629P3-RTB/RTBN/RC0B/RC1B

4 DP Nodes, 8x3.5" per node,
12 DIMMs, RIO



Rear View

Leading 4U System Based on Proven Twin Architecture for High Performance and Throughput

The new generation X11 Supermicro FatTwin™ is a high-density 8/4 hot-plug node 4U SuperServer® system available with a variety of memory capacities, HDD technologies, M.2 SSD NVMe, PCI-E alternatives, and networking capabilities. The FatTwin™ supports up to: 1.5TB ECC DDR4-2666MHz memory in 12 DIMM slots, 1 PCI-E 3.0 x16 and 1 SIOM flexible network card 8 ports of Broadcom® SAS 3.0 (12Gbps) HBA or HW RAID, 10 ports of SATA 3.0 (6Gbps) with Intel® C621 controller, redundant Titanium Level (96%) Digital power supplies, integrated IPMI 2.0 with KVM over dedicated LAN, and dual Intel® Xeon® Scalable processor families up to 28 cores and 165W TDP.

The Supermicro FatTwin™ represents a revolution in Green Computing and is highly efficient by design; this system supports customers' critical applications while reducing Data Center TCO in order to help preserve the environment, and extends the compute and storage capabilities of Supermicro's existing Twin SuperServer® systems to achieve increased performance and power efficiency. Due to its shared components, the FatTwin™ improves cost-effectiveness and reliability, while its modular architecture makes it flexible to configure and easy to maintain.

Versatile configurations allow the FatTwin™ to be optimized for many different environments including Enterprise, Data Center, Cloud Computing, HPC, Financial, Science and Engineering, File and Storage Servers.



X11 FatTwin™
4U 8-Node, Rear I/O
6x 2.5" Drive Bays per Node



X11 FatTwin™
4U 4-Node, Rear I/O
8 Hot-swap 3.5" Drive Bays per Node



MODEL	SYS-F619P2-RT/RTN/RC0/RC1	SYS-F629P3-RTB/RTBN/RC0B/RC1B
Processor Support	Intel® Xeon® Scalable Processors with UPI up to 10.4 GT/s	Intel® Xeon® Scalable Processors with UPI up to 10.4 GT/s
Key Applications	<ul style="list-style-type: none"> Hyperscale and Hyperconverged Solutions Cloud Computing Cluster Node Data Center HPC cluster computer nodes 	<ul style="list-style-type: none"> Hyperscale and Hyperconverged Solutions Cloud Computing Cluster Node Data Center
Outstanding Features	<ul style="list-style-type: none"> 1 Low-profile PCI-E x16 slot support up to 28 cores 6x SATA or 4x SATA & 2 NVMe 2200W Redundant Titanium Level high-efficiency power supplies 1 SIOM PCI-E x16 slot 	<ul style="list-style-type: none"> 6x 3.5" SATA 3 & 2x NVMe U.2 support up to 28 cores 1200W Redundant Titanium Level high-efficiency power supplies 1 Low Profile PCI-E x16 slot 1 SIOM PCI-E x16 slot
Serverboard	-RT: SUPER® X11DPFR-S -RTN/RC0/RC1: X11DPFR-SN	-RTB: SUPER® X11DPFR-S -RTBN/RC0B/RC1B: SUPER® X11DPFR-SN
Chipset	Intel® C621 chipset	Intel® C621 chipset
System Memory (Max.)*	1.5TB Registered ECC, DDR4-2666MHz in 12 DIMM slots	1.5TB Registered ECC, DDR4-2666MHz in 12 DIMM slots
Expansion Slots	1 PCI-E 3.0 x16 (LP); 1 PCI-E 3.0 x16 (SIOM)	1 PCI-E 3.0 x16 (LP); 1 PCI-E 3.0 x16 (SIOM)
Onboard Storage Controller	-RT: intel C620 controller with 14 SATA3 ports -RTN: intel C621 controller with 14 SATA3 ports -RC0: Broadcom® 3008 12Gb/s SAS I/O Controller -RC1: Broadcom® SAS 3108 12Gb/s HW RAID	-RTB: intel C621 controller with 14 SATA3 ports & Onboard NVMe -RTBN: intel C621 controller with 14 SATA3 ports & Onboard NVMe -RC0B: Broadcom® 3008 12Gb/s SAS I/O Controller -RC1B: Broadcom® SAS 3108 12Gb/s HW RAID
Connectivity	Single LAN with N/A	Single LAN with N/A
VGA/Audio	1 VGA, Aspeed AST2500	1 VGA, Aspeed AST2500
Management	Intel Node Manager, IPMI2.0, SuperDoctor, Watchdog, Rear UID LED.	Intel Node Manager, IPMI2.0, SuperDoctor, Watchdog
Drive Bays	-RT: 6x 2.5" Hot Swap SATA 3 -RTN: 6x 2.5" Hot Swap SATA 3 or 4x 2.5" Hot Swap SATA 3 & 2 x Hot Swap NMVe U.2 -RC0: 6x 2.5" Hot Swap SAS 3 or 4x 2.5" Hot Swap SAS 3 & 2 x Hot Swap NMVe U.2 -RC1: 6x 2.5" Hot Swap SAS 3 HW RAID or 4x 2.5" Hot Swap SAS 3 HW RAID & 2 x Hot Swap NMVe U.2	-RTB: 8x 3.5" Hot Swap SATA 3 -RTBN: 8x 3.5" Hot Swap SATA 3 or 6x Hot Swap SATA 3 and 2x NVMe U.2 -RC0B: 8x 3.5" Hot Swap SAS 3 or 6x 3.5" Hot Swap SAS 3 & 2 x Hot Swap NMVe U.2 -RC1B: 8x 3.5" SAS 3 HW RAID or 6x 3.5" SAS 3 HW RAID & 2 x Hot Swap NMVe U.2
Peripheral Bays	N/A	N/A
Power Supply	2200W high-efficiency Titanium Level redundant power supply w/ PMBus	1200W high-efficiency Titanium Level redundant power supply w/ PMBus
Cooling System	3x 4cm 20k RPM middle fans per node	2x 8cm 14k RPM middle fans per node
Form Factor	Supermicro Fat Twin 4U 8 node; Enclosure: 448 x 177 x 737mm (17.63" x 6.96" x 29") Package: 719 x 381 x 1077mm (28.3" x 15" x 42.4") Gross Weight: 200lbs (90.72kg) Net Weight: 150lbs (68.04kg)	Supermicro Fat Twin 4U 4 node; Enclosure: 448 x 177 x 737mm (17.63" x 6.96" x 29") Package: 719 x 381 x 1077mm (28.3" x 15" x 42.4") Gross Weight: 200lbs (90.72kg) Net Weight: 150lbs (68.04kg)

* Please check with your Supermicro sales representative and website for compatibility and configuration details

FatTwin™
8-Node Front I/O



Rear View

MODEL	SYS-F618R2-FT SYS-F618R2-FCO	SYS-F618R3-FTL	SYS-F618R3-FT
Processor Support	Octal set of Dual Intel® Xeon® Processor E5-2600 v4/ v3 product families supported; QPI up to 9.6GT/s	Octal set of Dual Intel® Xeon® Processor E5-2600 v4/ v3 product families supported; QPI up to 9.6GT/s	Octal set of Dual Intel® Xeon® Processor E5-2600 v4/ v3 product families supported; QPI up to 9.6GT/s
Key Applications	<ul style="list-style-type: none"> Cluster Node Compute Intensive Application Data Center 	<ul style="list-style-type: none"> Cluster Node Compute Intensive Application Data Center 	<ul style="list-style-type: none"> Cluster Node Compute Intensive Application Data Center
Outstanding Features	<ul style="list-style-type: none"> 1 Low-profile PCI-E x16 slot 1620W Redundant Platinum Level high-efficiency power supplies 2 Gigabit Ethernet Ports IPMI 2.0 + KVM with dedicated LAN SAS 3.0 (12 Gbps) support (-FCO) 	<ul style="list-style-type: none"> 1 Low-profile PCI-E x16 slot 2 Gigabit Ethernet Ports IPMI 2.0 + KVM with dedicated LAN RAID 0,1 	<ul style="list-style-type: none"> 1 Low-profile PCI-E x16 slot 2 Gigabit Ethernet Ports IPMI 2.0 + KVM with dedicated LAN RAID 0,1 SATA 3.0 (6Gbps) support
Serverboard	-FT: SUPER® X10DRFF -FCO: SUPER® X10DRFF-C	SUPER® X10DRFF	SUPER® X10DRFF
Chipset	Intel® C612 Chipset	Intel® C612 Chipset	Intel® C612 Chipset
System Memory (Max.)*	Octal set of up to 1TB ECC 3DS LRDIMM or RDIMM DDR4-2400MHz in 8 DIMM slots	Octal set of up to 1TB ECC 3DS LRDIMM or RDIMM DDR4-2400MHz in 8 DIMM slots	Octal set of up to 1TB ECC 3DS LRDIMM or RDIMM DDR4-2400MHz in 8 DIMM slots
Expansion Slots	Octal set of 1 PCI-E 3.0 x16 (low-profile)	Octal set of 1 PCI-E 3.0 x16 (low-profile)	Octal set of 1 PCI-E 3.0 x16 (low-profile)
Onboard Storage Controller	-FT: Octal set of Intel® C612 controller for 4 SATA3 (6Gbps) ports; RAID 0,1,5,10; -FCO: Octal set of Broadcom® 3008 controller for 4 SAS 3.0 (12Gbps) ports; RAID 0,1,10;	Octal set of Intel® C612 controller for 4 SATA3 (6Gbps) ports; RAID 0,1,5,10	Octal set of Intel® C612 controller for 10 SATA3 (6 Gbps) ports; RAID 0,1,5,10
Connectivity	Octal set of Dual Intel® i210 single port Gigabit Ethernet LAN	Octal set of Dual Intel® i210 single port Gigabit Ethernet LAN	Octal set of Dual Intel® i210 single port Gigabit Ethernet LAN
VGA/Audio	Octal set of AST2400 VGA	Octal set of AST2400 VGA	Octal set of AST2400 VGA
Management	Octal set of IPMI 2.0 + KVM with dedicated LAN, Intel® Node Manager, SUM, SPM, SSM, SuperDoctor® 5, Watchdog	Octal set of IPMI 2.0 + KVM with dedicated LAN, Intel® Node Manager, SUM, SPM, SSM, SuperDoctor® 5, Watchdog	Octal set of IPMI 2.0 + KVM with dedicated LAN, Intel® Node Manager, SUM, SPM, SSM, SuperDoctor® 5, Watchdog
Drive Bays	-FT: Octal set of 2x 2.5" hot-swap SATA3 drive bays -FCO: Octal set of 2x 2.5" hot-swap SAS3 drive bays	Octal set of 2x fixed 3.5" SATA3 drive bays	Octal set of 2x fixed 3.5" SATA3 drive bays
Power Supply	4x Redundant 1620W Platinum Level power supplies with iPC & PMBus	4x Redundant 1620W Platinum Level power supplies with iPC & PMBus	4x Redundant 1620W Platinum Level power supplies with iPC & PMBus
Cooling System	8x 80mm heavy duty fans with air shroud & PWM fan speed control	2x 17cm fans	8x 80mm heavy duty fans with air shroud & PWM fan speed control
Form Factor	4U Rackmount 448 x 177 x 737mm (17.63" x 6.96" x 29")	4U Rackmount 448 x 177 x 787mm (17.63" x 6.96" x 31")	4U Rackmount 448 x 177 x 737mm (17.63" x 6.96" x 29")

* Please check with your Supermicro sales representative and website for compatibility and configuration details

FatTwin™
8-Node Front I/O, Serviceability & Efficiency!



MODEL	SYS-F628R3-FT SYS-F628R3-FCO	SYS-F628R2-FCO
Processor Support	Quad set of Dual Intel® Xeon® Processor E5-2600 v4/v3 product families supported; QPI up to 9.6GT/s	Quad set of Dual Intel® Xeon® Processor E5-2600 v4/v3 product families supported; QPI up to 9.6GT/s
Key Applications	<ul style="list-style-type: none"> Cluster Node Compute Intensive Application Data Center Email Server Mail Server 	<ul style="list-style-type: none"> Cluster Node Data Center HPC Internet
Outstanding Features	<ul style="list-style-type: none"> 1 Low-profile PCI-E x16 slot 1280W Platinum Level redundant high-efficiency power supplies 2 Gigabit Ethernet Ports 4x 3.5" SATA or SAS drives per node IPMI 2.0 + KVM with dedicated LAN Broadcom® 3008 SAS 3.0 (12 Gbps) support (-FCO) 	<ul style="list-style-type: none"> 1 Low-profile PCI-E x16 slot 1280W Platinum Level redundant high-efficiency power supplies 2 Gigabit Ethernet Ports IPMI 2.0 + KVM with dedicated LAN Broadcom® 3008 SAS 3.0 (12 Gbps) support (-FCO)
Serverboard	-FT: SUPER® X10DRFF -FCO: SUPER® X10DRFF-C	SUPER® X10DRFF-C
Chipset	Intel® C612 Chipset	Intel® C612 Chipset
System Memory (Max.)*	Quad set of up to 1TB ECC 3DS LRDIMM or RDIMM DDR4-2400MHz in 8 DIMM slots	Quad set of up to 1TB ECC 3DS LRDIMM or RDIMM DDR4-2400MHz in 8 DIMM slots
Expansion Slots	Quad set of 1 PCI-E 3.0 x16 (low-profile)	Quad set of 1 PCI-E 3.0 x16 (low-profile)
Onboard Storage Controller	-FT: Quad set of Intel® C612 controller for 4 SATA3 (6Gbps) ports; RAID 0,1,5,10; -FCO: Quad set of Broadcom® 3008 controller for 4 SAS 3.0 (12Gbps) ports; RAID 0,1,10	Quad set of Broadcom® 3008 controller for 8 SAS 3.0 (12Gbps) ports; RAID 0,1,10
Connectivity	Quad set of Dual Intel® i210 single port Gigabit Ethernet LAN	Quad set of Dual Intel® i210 single port Gigabit Ethernet LAN
VGA/Audio	Quad set of AST2400 VGA	Quad set of AST2400 VGA
Management	Quad set of IPMI 2.0 + KVM with dedicated LAN, Intel® Node Manager, SUM, SPM, SSM, SuperDoctor® 5, Watchdog	Quad set of IPMI 2.0 + KVM with dedicated LAN, Intel® Node Manager, SUM, SPM, SSM, SuperDoctor® 5, Watchdog
Drive Bays	-FT: Quad set of 4x 3.5" hot-swap SATA3 drive bays -FCO: Quad set of 4x 3.5" hot-swap SAS3 drive bays	Quad set of 8x 2.5" hot-swap SAS3 drive bays
Power Supply	4x Redundant 1280W Platinum Level (95%+) Digital power supplies with I ² C & PMBus	4x Redundant 1280W Platinum Level (95%+) Digital power supplies with I ² C & PMBus
Cooling System	8x 80mm heavy duty hot-swap fans with air shroud & PWM fan speed control	8x 80mm heavy duty fans with air shroud & PWM fan speed control
Form Factor	4U Rackmount 448 x 177 x 737mm (17.63" x 6.96" x 29")	4U Rackmount 448 x 177 x 737mm (17.63" x 6.96" x 29")

* Please check with your Supermicro sales representative and website for compatibility and configuration details

FatTwin™

FatTwin™
4 DP Nodes, Front I/O, 16 DIMMs



MODEL	SYS-F628R2-FT+/FCO+/FTPT+/FCOPT+	SYS-F628R3-FCO+/FCOPT+	SYS-F628R3-FT+/FTPT+
Processor Support	Quad set of Dual Intel® Xeon® Processor E5-2600 v4/v3 product families supported; QPI up to 9.6GT/s	Quad set of Dual Intel® Xeon® Processor E5-2600 v4/v3 product families supported; QPI up to 9.6GT/s	Quad set of Dual Intel® Xeon® Processor E5-2600 v4/v3 product families supported; QPI up to 9.6GT/s
Key Applications	<ul style="list-style-type: none"> Data Center Compute Intensive Application 	<ul style="list-style-type: none"> Data Center Compute Intensive Application Cluster Node 	<ul style="list-style-type: none"> Data Center Compute Intensive Application Cluster Node
Outstanding Features	<ul style="list-style-type: none"> 2x PCI-E Gen 3.0 x8 (LP) 16 DIMM slots 1280W Platinum Level redundant high-efficiency power supplies IPMI 2.0 + KVM with dedicated LAN SAS3 (12 Gbps) support 	<ul style="list-style-type: none"> 2x PCI-E Gen 3.0 x8 (LP) RAID 0,1 Supports 16 DIMM DDR4 up to 2400MHz IPMI 2.0 + KVM with dedicated LAN 1280W Platinum Level redundant high-efficiency power supplies Broadcom® 3008 controller 	<ul style="list-style-type: none"> 2x PCI-E Gen 3.0 x8 (LP) RAID 0,1 16 DIMM slots IPMI 2.0 + KVM with dedicated LAN 1280W Platinum Level redundant high-efficiency power supplies
Serverboard	-FT+: SUPER® X10DRFF-iG -FCO+: SUPER® X10DRFF-CG -FTPT+: SUPER® X10DRFF-iGT -FCOPT+: SUPER® X10DRFF-CGT	-FCO+: SUPER® X10DRFF-CG -FCOPT+: SUPER® X10DRFF-CGT	-FT+: SUPER® X10DRFF-iG -FTPT+: SUPER® X10DRFF-iGT
Chipset	Intel® C612 Chipset	Intel® C612 Chipset	Intel® C612 Chipset
System Memory (Max.)*	Quad set of up to 2TB ECC 3DS LRDIMM or RDIMM DDR4-2400MHz in 16 DIMM slots	Quad set of up to 2TB ECC 3DS LRDIMM or RDIMM DDR4-2400MHz in 16 DIMM slots	Quad set of up to 2TB ECC 3DS LRDIMM or RDIMM DDR4-2400MHz in 16 DIMM slots
Expansion Slots	Quad set of 2 PCI-E 3.0 x8 (low-profile)	Quad set of 2 PCI-E 3.0 x8 (low-profile)	Quad set of 2 PCI-E 3.0 x8 (low-profile)
Onboard Storage Controller	-FT+/-FTPT+: Quad set of Intel® C612 controller for 10 SATA3 (6Gbps) ports; RAID 0,1,5,10 -FCOT+/-FCOPT+: Quad set of Broadcom® 3008 controller for 8 SAS3 (12 Gbps) ports; RAID 0,1,10	Quad set of Intel® C612 controller for 10 SATA3 (6 Gbps) ports; RAID 0,1,5,10; Broadcom® 3008 SW controller for 8 SAS3 (12Gbps) ports; RAID 0,1,10	Quad set of Intel® C612 controller; RAID 0,1
Connectivity	-FT+/-FCO+: Quad set of Dual 1GbE LAN ports and 1x Dedicated IPMI port -FTPT+/-FCOPT+: Quad set of Dual LAN with Intel® X540 10GBase-T Ethernet Controller	-FCO+: Quad set of Dual 1GbE LAN ports and 1x Dedicated IPMI port -FCOPT+: Quad set of Dual 10GBase-T LAN ports and 1x Dedicated IPMI port	-FT+: Quad set of Dual 1GbE LAN ports and 1x Dedicated IPMI port -FTPT+: Quad set of Dual 10GBase-T LAN ports and 1x Dedicated IPMI port
VGA/Audio	Quad set of AST2400 VGA	Quad set of AST2400 VGA	Quad set of AST2400 VGA
Management	Quad set of IPMI 2.0 + KVM with dedicated LAN, Intel® Node Manager, SUM, SPM, SSM, SuperDoctor™ 5, Watchdog	Quad set of IPMI 2.0 + KVM with dedicated LAN, Intel® Node Manager, SUM, SPM, SSM, SuperDoctor™ 5, Watchdog	Quad set of IPMI 2.0 + KVM with dedicated LAN, Intel® Node Manager, SUM, SPM, SSM, SuperDoctor™ 5, Watchdog
Drive Bays	Quad set of 6x 2.5" SAS3/SATA3 drive bays	Quad set of 2x 3.5" SAS3/SATA3 drive bays	Quad set of 2x 3.5" SATA3 drive bays
Power Supply	4x Redundant 1280W Platinum Level (95%+) Digital power supplies with iC & PMBus	4x Redundant 1280W Platinum Level (95%+) Digital power supplies with iC & PMBus	4x Redundant 1280W Platinum Level (95%+) Digital power supplies with iC & PMBus
Cooling System	Quad set of 8x 80mm heavy duty fans with air shroud & PWM fan speed control	Quad set of 8x 80mm heavy duty fans with air shroud & PWM fan speed control	Quad set of 8x 80mm heavy duty fans with air shroud & PWM fan speed control
Form Factor	4U Rackmount 448 x 177 x 737mm (17.63" x 6.96" x 29")	4U Rackmount 448 x 177 x 737mm (17.63" x 6.96" x 29")	4U Rackmount 448 x 177 x 737mm (17.63" x 6.96" x 29")

* Please check with your Supermicro sales representative and website for compatibility and configuration details



FatTwin™
8-Node 16 DIMMs, Front I/O



Rear View

MODEL	SYS-F618R2-FT+ SYS-F618R2-FTPT+	SYS-F618R3-FT+ SYS-F618R3-FTPT+
Processor Support	Octal set of Dual Intel® Xeon® Processor E5-2600 v4/v3 product families supported; QPI up to 9.6GT/s	Octal set of Dual Intel® Xeon® Processor E5-2600 v4/v3 product families supported; QPI up to 9.6GT/s
Key Applications	<ul style="list-style-type: none"> Data Center HPC cluster computer nodes Compute Intensive Application 	<ul style="list-style-type: none"> Data Center HPC cluster computer nodes Compute Intensive Application Cluster Node
Outstanding Features	<ul style="list-style-type: none"> 1x8 and 1x4 PCI-E slots 4x 2.5" HDD per node 16 DIMM slots IPMI 2.0 + KVM with dedicated LAN RAID 0,1 support 2000W Titanium Level redundant high-efficiency power supplies 	<ul style="list-style-type: none"> 1 low profile PCI-E x16 slot 2x 3.5" HDD per node 2 Gigabit Ethernet Ports IPMI 2.0 + KVM with dedicated LAN RAID 0,1 support 2000W Titanium Level redundant high-efficiency power supplies
Serverboard	-FT+: SUPER X10DRFF-iG -FTPT+: SUPER X10DRFF-iTG	-FT+: SUPER X10DRFF-iG -FTPT+: SUPER X10DRFF-iTG
Chipset	Intel® C612 Chipset	Intel® C612 Chipset
System Memory (Max.)*	Octal set of up to 2TB ECC 3DS LRDIMM or RDIMM DDR4-2400MHz in 16 DIMM slots	Octal set of up to 2TB ECC 3DS LRDIMM or RDIMM DDR4-2400MHz in 16 DIMM slots
Expansion Slots	Octal set of 1 PCI-E 3.0 x8 (low-profile) and 1 PCI-E 2.0 x4 or 2 PCI-E 3.0 x8 (optional)	Octal set of 1 PCI-E 3.0 x8, 1 PCI-E 2.0 x4, or 2 PCI-E 3.0 x8 (optional)
Onboard Storage Controller	Octal set of Intel® C612 controller for 10 SATA3 (6Gbps) ports; RAID 0,1,5,10	Octal set of Intel® C612 controller for 10 SATA3 (6Gbps) ports; RAID 0,1
Connectivity	-FT+: Octal set of Dual 1GbE LAN ports and 1x Dedicated IPMI port -FTPT+: Octal set of Dual LAN with Intel® X540 10GBase-T Ethernet Controller	-FT+: Octal set of Dual 1GbE LAN ports and 1x Dedicated IPMI port -FTPT+: Octal set of Dual 10GBase-T LAN ports, and 1x Dedicated IPMI port
VGA/Audio	Octal set of AST2400 VGA	Octal set of AST2400 VGA
Management	Octal set of IPMI 2.0 + KVM with dedicated LAN, Intel® Node Manager, SUM, SPM, SSM, SuperDoctor® 5, Watchdog	Octal set of IPMI 2.0 + KVM with dedicated LAN, Intel® Node Manager, SUM, SPM, SSM, SuperDoctor® 5, Watchdog
Drive Bays	Octal set of 4x 2.5" SATA3 fixed drive bays	Octal set of 2x 3.5" SATA3 fixed drive bays
Power Supply	4x Redundant 2000W Titanium Level (96%+) Digital power supplies with I ² C & PMBus	4x Redundant 2000W Titanium Level (96%+) Digital power supplies with I ² C & PMBus
Cooling System	8x 80mm heavy duty fans with air shroud & PWM fan speed control	8x 80mm heavy duty fans with air shroud & PWM fan speed control
Form Factor	4U Rackmount 448 x 177 x 737mm (17.63" x 6.96" x 29")	4U Rackmount 448 x 177 x 737mm (17.63" x 6.96" x 29")

* Please check with your Supermicro sales representative and website for compatibility and configuration details

FatTwin™



FatTwin™
2 DP Nodes, 6 GPU/Coprocessor per Node,
Front I/O, 16 DIMMs



FatTwin™
HADOOP, 4-Node, 12x 3.5" HDD per node
Front I/O, 16 DIMMs



MODEL	SYS-F648G2-FT+ SYS-F648G2-FC0+ SYS-F648G2-FTPT+ SYS-F648G2-FCOPT+	SYS-F618H6-FT+ SYS-F618H6-FTPT+
Processor Support	Quad set of Dual Intel® Xeon® Processor E5-2600 v4/v3 product families supported; QPI up to 9.6GT/s	Quad set of Dual Intel® Xeon® Processor E5-2600 v4/v3 product families supported; QPI up to 9.6GT/s
Key Applications	<ul style="list-style-type: none"> 3D Rendering CAD/CAM/CAE Compute Intensive Application Digital Content Creation GPU server High-performance computing 	<ul style="list-style-type: none"> Hadoop
Outstanding Features	<ul style="list-style-type: none"> 145W CPU support 8x 2.5" SAS/SATA drive bays IPMI 2.0 + KVM with dedicated LAN Up to 6 GPU/Coprocessor per node* (*4x K80 per node) Broadcom® 3008 controller (-FC0+/-FCOPT+) 	<ul style="list-style-type: none"> 4 nodes in 4U 12x 3.5" drives IPMI 2.0 + KVM with dedicated LAN Tool free drive trays and top cover Enhance internal chassis airflow Fan LED indicator
Serverboard	-FT+: SUPER® X10DRFF-iG -FC0+: SUPER® X10DRFF-CG -FTPT+: SUPER® X10DRFF-iTG -FCOPT+: SUPER® X10DRFF-CTG	-FT+: SUPER® X10DRFF-CG -FTPT+: SUPER® X10DRFF-CTG
Chipset	Intel® C612 Chipset	Intel® C612 chipset
System Memory (Max.)*	Twin set of up to 2TB ECC 3DS LRDIMM or RDIMM DDR4-2400MHz in 16 DIMM slots	Quad set of up to 2TB ECC 3DS LRDIMM or RDIMM DDR4-2400MHz in 16 DIMM slots
Expansion Slots	Twin set of 6 PCI-E 3.0 x16 FHFL Double Width; 2 PCI-E 3.0 x8 FH/HL	Quad set of 2 PCI-E 3.0 x8 LP
Onboard Storage Controller	Twin set of Intel® C612 controller for 10 SATA3 (6 Gbps) ports; RAID 0,1; -FC0+/-FCOPT+: Twin set of Broadcom® 3008 SW controller for 8 SAS3 (12Gbps) ports; RAID 0,1,10	Quad set of Intel® C612 controller for 10 SATA3 (6 Gbps) ports; RAID 0,1,10; Broadcom® 3008 SW controller for 8 SAS3 (12Gbps) ports; RAID 0,1,10
Connectivity	-FT+/-FC0+: Quad set of Dual LAN with Intel® i350 Gigabit Ethernet Controller; -FTPT+/-FCOPT+: Quad set of Dual 10GBase-T with Intel® X540 10GbE Controller	FT+: Quad set of Dual LAN ports with Intel® i350 Gigabit Ethernet controller FTPT+: Quad set of Dual 10GBase-T with Intel® X540 10GbE controller
VGA/Audio	Twin set of AST2400 VGA	Quad set of AST2400 VGA
Management	Twin set of IPMI 2.0 + KVM with dedicated LAN, Intel® Node Manager, SUM, SPM, SSM, SuperDoctor® 5, Watchdog	Quad set of IPMI 2.0+ KVM with dedicated LAN, SuperDoctor®, Watch Dog
Drive Bays	Twin set of 8x 2.5" hot-swap SATA3/SAS3 drive bays	Quad set of Up to 8 Fixed 3.5" SAS3/SATA3 + 4 Fixed 3.5" SATA3 HDDs per U and optional 2.5" drives mounted in the PCI-e slot
Peripheral Bays	N/A	Optional 2.5" drives mounted in the PCI-E slots
Power Supply	4x Redundant 2000W Titanium Level power supplies	2x 2000W Redundant Titanium Level (96%+) power supplies with iPC & PMBus
Cooling System	8x 80mm heavy duty fans with air shroud and PWM fan speed control and additional internal fans available	8x 80mm heavy duty fans with air shroud and PWM fan speed control
Form Factor	4U Rackmount 448 x 177 x 889mm (17.63" x 6.96" x 35")	4U Rackmount (Recommend 48" depth rack) 448 x 177 x 889mm (17.63" x 6.96" x 35")

* Please check with your Supermicro sales representative and website for compatibility and configuration details

FatTwin™

FatTwin™

8-Node Rear I/O, 6x 2.5" HDD per Node



Rear View

MODEL	SYS-F618R2-RTN+ SYS-F618R2-RTPTN+	SYS-F618R2-RT+ SYS-F618R2-RTPT+	SYS-F618R2-RCO+ SYS-F618R2-RCOPT+
Processor Support	Octal set of Dual Intel® Xeon® Processor E5-2600 v4/v3 product families supported; QPI up to 9.6GT/s	Octal set of Dual Intel® Xeon® Processor E5-2600 v4/v3 product families supported; QPI up to 9.6GT/s	Octal set of Dual Intel® Xeon® Processor E5-2600 v4/v3 product families supported; QPI up to 9.6GT/s
Key Applications	<ul style="list-style-type: none"> Cloud and Virtualization Cloud Computing Cluster Node Data Center HPC cluster computer nodes 	<ul style="list-style-type: none"> Cloud and Virtualization Cloud Computing Cluster Node Data Center HPC cluster computer nodes 	<ul style="list-style-type: none"> Cloud and Virtualization Cloud Computing Cluster Node Data Center HPC cluster computer nodes
Outstanding Features	<ul style="list-style-type: none"> 1 Low-profile PCI-E x16 slot 145W CPU support 16 DIMM slots 2000W Redundant Titanium Level (96%+) high-efficiency power supplies 2x 1G or 10G Ethernet NVMe Support 	<ul style="list-style-type: none"> 1 Low-profile PCI-E x16 & 1 MicroLP PCI-E x8 slots 1620W Redundant Platinum Level high-efficiency power supplies IPMI 2.0 + KVM with dedicated LAN 16 DIMM slots 6x 2.5" hot-swap SATA3 drive bays per node 	<ul style="list-style-type: none"> 145W CPU support Supports 16 DIMM DDR4 up to 2400MHz 2000W High Efficiency (96%) Titanium Level Redundant Power Supplies 6 x 2.5" Hot-Swap SAS/SATA drives (Per Node) Optional NVMe support Broadcom® 3008 controller onboard
Serverboard	-RTN+: SUPER® X10DRFR-N -RTPTN+: SUPER® X10DRFR-NT	-RT+: SUPER® X10DRFR -RTPT+: SUPER® X10DRFR-NT	-RCO+: SUPER® X10DRFR-N -RCOPT+: SUPER® X10DRFR-NT
Chipset	Intel® C612 Chipset	Intel® C612 Chipset	Intel® C612 Chipset
System Memory (Max.)*	Octal set of up to 2TB ECC 3DS LRDIMM or RDIMM DDR4-2400MHz in 16 DIMM slots	Octal set of up to 2TB ECC 3DS LRDIMM or RDIMM DDR4-2400MHz in 16 DIMM slots	Octal set of up to 2TB ECC 3DS LRDIMM or RDIMM DDR4-2400MHz in 16 DIMM slots
Expansion Slots	Octal set of 1 PCI-E 3.0 x16 (LP) and 1 PCI-E 3.0 x8 (MicroLP)	Octal set of 1 PCI-E 3.0 x16 (LP) and 1 PCI-E 3.0 x8 (MicroLP)	Octal set of 1 PCI-E 3.0 x16 (LP) and 1 PCI-E 3.0 x8 (MicroLP)
Onboard Storage Controller	Octal set of Intel® C612 controller for 10 SATA3 (6Gbps) ports; RAID 0,1,5,10	Octal set of Intel® C612 controller for 6 SATA3 (6Gbps) ports; RAID 0,1,5,10	Octal set of Broadcom® 3008 controller for 6 SAS 3.0 (12Gbps) ports; RAID 0,1,10;
Connectivity	-RTN+: Octal set of Dual LAN ports with Intel® i350 Gigabit Ethernet controller -RTPTN+: Octal set of Dual 10Gb Ethernet LAN with Intel® X540 and 10GBase-T Connector	-RT+: Octal set of Dual LAN ports with Intel® i350 Gigabit Ethernet controller -RTPT+: Octal set of Dual 10Gb Ethernet LAN with Intel® X540 and 10GBase-T Connector	-RCO+: Octal set of Dual LAN ports with Intel® i350 Gigabit Ethernet controller -RCOPT+: Octal set of Dual 10Gb Ethernet LAN with Intel® X540 and 10GBase-T Connector
VGA/Audio	Octal set of AST2400 VGA	Octal set of AST2400 VGA	Octal set of AST2400 VGA
Management	Octal set of IPMI 2.0 + KVM with dedicated LAN, Intel® Node Manager, SUM, SPM, SSM, SuperDoctor® 5, Watchdog	Octal set of IPMI 2.0 + KVM with dedicated LAN, Intel® Node Manager, SUM, SPM, SSM, SuperDoctor® 5, Watchdog	Octal set of IPMI 2.0 + KVM with dedicated LAN, Intel® Node Manager, SUM, SPM, SSM, SuperDoctor® 5, Watchdog
Drive Bays	Octal set of 6x 2.5" hot-swap SATA3 drive bays; or, 4x SATA3 + 2x NVMe	Octal set of 6x 2.5" hot-swap SATA3 drive bays	Octal set of 6x SAS3/SATA3 or 4x SAS3/SATA3 + 2x NVMe optional
Power Supply	4x Redundant 2000W Titanium Level (96%+) power supplies with iPC & PMBus	4x Redundant 1620W Platinum Level (94%+) power supplies with iPC & PMBus	4x Redundant 2000W Titanium Level (96%+) power supplies with iPC & PMBus
Cooling System	Octal set of 3x 40mm counter-rotating fans with air shroud & PWM fan speed control	Octal set of 3x 40mm counter-rotating fans with air shroud & PWM fan speed control	Octal set of 3x 40mm counter-rotating fans with air shroud & PWM fan speed control
Form Factor	4U Rackmount 448 x 177 x 737mm (17.63" x 6.96" x 29")	4U Rackmount 448 x 177 x 737mm (17.63" x 6.96" x 29")	4U Rackmount 448 x 177 x 737mm (17.63" x 6.96" x 29")

* Please check with your Supermicro sales representative and website for compatibility and configuration details

FatTwin™



FatTwin™
8-Node Rear I/O
6x 2.5" HDD per Node



Rear View

MODEL	SYS-F618R2-RC1+ SYS-F618R2-RC1PT+	SYS-F618R2-R72+ SYS-F618R2-R72PT+
Processor Support	Octal set of Dual Intel® Xeon® Processor E5-2600 v4/v3 product families supported; QPI up to 9.6GT/s	Octal set of Dual Intel® Xeon® Processor E5-2600 v4/v3 product families supported; QPI up to 9.6GT/s
Key Applications	<ul style="list-style-type: none"> • Cloud and Virtualization • Cloud Computing • Cluster Node • Data Center • HPC cluster computer nodes 	<ul style="list-style-type: none"> • Cloud and Virtualization • Cloud Computing • Cluster Node • Data Center • HPC cluster computer nodes
Outstanding Features	<ul style="list-style-type: none"> • 1 Low-profile PCI-E x16 & 1 MicroLP PCI-E x8 slots • 16 DIMM slots • 2000W Redundant Titanium Level high-efficiency power supplies • 6 x 2.5" Hot-swap SAS/SATA drives (Per Node) • IPMI 2.0 + KVM with dedicated LAN • Broadcom® 3108 controller for 8 SAS3 (12Gbps) hot-swappable drives • 2 optional NVMe 	<ul style="list-style-type: none"> • 1 Low-profile PCI-E x16 & 1 MicroLP PCI-E x8 slots • 1620W Redundant Platinum Level high-efficiency power supplies • IPMI 2.0 + KVM with dedicated LAN • 16 DIMM slots • 6x 2.5" hot-swap SAS2/SATA drive bays per node
Serverboard	-RC1+: SUPER X10DRFR-N -RC1PT+: SUPER X10DRFR-NT	-R72+: SUPER X10DRFR -R72PT+: SUPER X10DRFR-NT
Chipset	Intel® C612 Chipset	Intel® C612 Chipset
System Memory (Max.)*	Octal set of up to 2TB ECC 3DS LRDIMM or RDIMM DDR4-2400MHz in 16 DIMM slots	Octal set of up to 2TB ECC 3DS LRDIMM or RDIMM DDR4-2400MHz in 16 DIMM slots
Expansion Slots	Octal set of 1 PCI-E 3.0 x16 (low-profile) and 1 PCI-E 3.0 x8 (MicroLP)	Octal set of 1 PCI-E 3.0 x16 (low-profile) and 1 PCI-E 3.0 x8 (MicroLP)
Onboard Storage Controller	Octal set of 6 SAS3 (12Gbps) ports; or 4x SAS3 + 2x NVMe optional SSDs; SAS3 support via Broadcom® 3108; RAID 0,1,5,6,10,50	Octal set of Broadcom® 2208 controller for 6 SAS 2.0 (6Gbps) ports; RAID 0,1,5,6,10,50
Connectivity	-RC1+: Octal set of Dual LAN ports with Intel® i350 Gigabit Ethernet controller -RC1PT+: Octal set of Dual 10Gb Ethernet LAN with Intel® X540 and 10GBase-T Connector	-R72+: Octal set of Dual LAN ports with Intel® i350 Gigabit Ethernet controller -R72PT+: Octal set of Dual 10Gb Ethernet LAN with Intel® X540 and 10GBase-T Connector
VGA/Audio	Octal set of AST2400 VGA	Octal set of AST2400 VGA
Management	Octal set of IPMI 2.0 + KVM with dedicated LAN, Intel® Node Manager, SUM, SPM, SSM, SuperDoctor® 5, Watchdog	Octal set of IPMI 2.0 + KVM with dedicated LAN, Intel® Node Manager, SUM, SPM, SSM, SuperDoctor® 5, Watchdog
Drive Bays	Octal set of 6x 2.5" hot-swap SAS3/SATA3 drive bays; or 4x SAS3 + 2x NVMe	Octal set of 6x 2.5" hot-swap SAS2/SATA3 drive bays
Power Supply	4x Redundant 2000W Titanium Level (96%+) power supplies with I ² C & PMBus	4x Redundant 1620W Platinum Level (94%+) power supplies with I ² C & PMBus
Cooling System	Octal set of 3x 40mm counter-rotating fans with air shroud & PWM fan speed control	Octal set of 3x 40mm counter-rotating fans with air shroud & PWM fan speed control
Form Factor	4U Rackmount 448 x 177 x 737mm (17.63" x 6.96" x 29")	4U Rackmount 448 x 177 x 737mm (17.63" x 6.96" x 29")

* Please check with your Supermicro sales representative and website for compatibility and configuration details



FatTwin™
4-Node Rear I/O
8 Hot-swap 3.5" HDDs per 1U



Rear View

MODEL	SYS-F628R3-RTB+ SYS-F628R3-RTBPT+ SYS-F628R3-RTBPTN+ SYS-F628R3-RTBN+	SYS-F628R3-RCOB+ SYS-F628R3-RC1B+ SYS-F628R3-RCOBPT+ SYS-F628R3-RC1BPT+	SYS-F628R3-R72B+ SYS-F628R3-R72BPT+
Processor Support	Quad set of Dual Intel® Xeon® Processor E5-2600 v4/v3 product families supported; QPI up to 9.6GT/s	Quad set of Dual Intel® Xeon® Processor E5-2600 v4/v3 product families supported; QPI up to 9.6GT/s	Quad set of Dual Intel® Xeon® Processor E5-2600 v4/v3 product families supported; QPI up to 9.6GT/s
Key Applications	<ul style="list-style-type: none"> Cloud Computing Cluster Node Compute Intensive Storage Environments Corporate Database Data Center Database Applications Server Appliance Virtualization Server Web/Collocation Services 	<ul style="list-style-type: none"> Cloud Computing Cluster Node Compute Intensive Storage Environments Corporate Database Data Center Database Applications Server Appliance Virtualization Server Web/Collocation Services 	<ul style="list-style-type: none"> Cloud Computing Cluster Node Compute Intensive Storage Environments Corporate Database Data Center Database Applications Server Appliance Virtualization Server Web/Collocation Services
Outstanding Features	<ul style="list-style-type: none"> 1 Low-profile PCI-E x16 & 1 MicroLP PCI-E x8 slots 145W CPU support 16 DIMM slots 8 Hot-swap 3.5" SATA/SAS drive bays IPMI 2.0 management with dedicated LAN NVMe Support 	<ul style="list-style-type: none"> 1 Low-profile PCI-E x16 & 1 MicroLP PCI-E x8 slots 145W CPU support 2 Gigabit Ethernet Ports 8 Hot-swap 3.5" SATA/SAS drive bays IPMI 2.0 management with dedicated LAN Broadcom® 3108 controller (-RC1B+/-RC1BPT+) Broadcom® 3008 controller (-RCOB+/-RCOBPT+) 	<ul style="list-style-type: none"> 1 Low-profile PCI-E x16 & 1 MicroLP PCI-E x8 slots 145W CPU support 16 DIMM slots 8 Hot-swap 3.5" SATA/SAS drive bays IPMI 2.0 management with dedicated LAN Broadcom® 2208 controller for 8 SAS2 hot-swappable drives
Serverboard	-RTB+: SUPER® X10DRFR -RTBPT+: SUPER® X10DRFR-NT -RTBPTN+: SUPER® X10DRFR-NT -RTBN+: SUPER® X10DRFR-N	-RCOB+: SUPER® X10DRFR-N -RC1B+: SUPER® X10DRFR-N -RCOBPT+: SUPER® X10DRFR-NT -RC1BPT+: SUPER® X10DRFR-NT	-R72B+: SUPER® X10DRFR -R72BPT+: SUPER® X10DRFR-NT
Chipset	Intel® C612 Chipset	Intel® C612 Chipset	Intel® C612 Chipset
System Memory (Max.)*	Quad set of up to 2TB ECC 3DS LRDIMM or RDIMM DDR4-2400MHz in 16 DIMM slots	Quad set of up to 2TB ECC 3DS LRDIMM or RDIMM DDR4-2400MHz in 16 DIMM slots	Quad set of up to 2TB ECC 3DS LRDIMM or RDIMM DDR4-2400MHz in 16 DIMM slots
Expansion Slots	Quad set of 1 PCI-E 3.0 x16 (low-profile) and 1 PCI-E 3.0 x8 (Micro LP)	Quad set of 1 PCI-E 3.0 x16 (low-profile) and 1 Micro LP PCI-E 3.0 x8	Quad set of 1 PCI-E 3.0 x16 (low-profile) and 1 Micro LP PCI-E 3.0 x8
Onboard Storage Controller	Quad set of Intel® C612 controller for 8 SATA3 or 6 SATA3 and 2 NVMe	Quad set of 8 SAS3 (12Gbps) ports; or 6 SAS3 + 2 NVMe SSDs; SAS3 support via Broadcom® 3108/3008; RAID 0,1,5,6,10,50,60	Quad set of Broadcom® 2208 controller for 8 SAS2 (6Gbps) ports; RAID 0,1,5,6,10,50,60
Connectivity	-RTB+/RTBN+: Quad set of Dual LAN ports with Intel® i350 Gigabit Ethernet controller -RTBPT+/-RTBPTN+: Quad set of Dual 10Gb Ethernet LAN with Intel® X540 and 10GBase-T Connector	-RCOB+/-RC1B+: Quad set of Dual LAN ports with Intel® i350 Gigabit Ethernet controller -RCOBPT+/-RC1BPT+: Quad set of Dual 10Gb Ethernet LAN with Intel® X540 and 10GBase-T Connector	-R72B+: Quad set of Dual LAN ports with Intel® i350 Gigabit Ethernet controller -R72BPT+: Quad set of Dual 10Gb Ethernet LAN with Intel® X540 and 10GBase-T Connector
VGA/Audio	Quad set of AST2400 VGA	Quad set of AST2400 VGA	Quad set of AST2400 VGA
Management	Quad set of IPMI 2.0 + KVM with dedicated LAN, Intel® Node Manager, SUM, SPM, SSM, SuperDoctor® 5, Watchdog	Quad set of IPMI 2.0 + KVM with dedicated LAN, Intel® Node Manager, SUM, SPM, SSM, SuperDoctor® 5, Watchdog	Quad set of IPMI 2.0 + KVM with dedicated LAN, Intel® Node Manager, SUM, SPM, SSM, SuperDoctor® 5, Watchdog
Drive Bays	Quad set of 8x 3.5" hot-swap SATA3 drive bays; or 6x SATA + 2x NVMe	Quad set of 8x 3.5" hot-swap SAS3/SATA drive bays; or 6x SAS/SATA + 2x NVMe optional	Quad set of 8x 3.5" hot-swap SAS2/SATA drive bays
Power Supply	Quad set of Redundant 1280W Platinum Level (95%+) Digital power supplies with I²C & PMBus	4x Redundant 1280W Platinum Level (95%+) Digital power supplies with I²C & PMBus	4x Redundant 1280W Platinum Level (95%+) Digital power supplies with I²C & PMBus
Cooling System	Quad set of 2x 80mm heavy duty fans with air shroud & PWM fan speed control	Quad set of 2x 80mm heavy duty fans with air shroud & PWM fan speed control	Quad set of 2x 80mm heavy duty fans with air shroud & PWM fan speed control
Form Factor	4U Rackmount 448 x 177 x 737mm (17.63" x 6.96" x 29")	4U Rackmount 448 x 177 x 737mm (17.63" x 6.96" x 29")	4U Rackmount 448 x 177 x 737mm (17.63" x 6.96" x 29")

* Please check with your Supermicro sales representative and website for compatibility and configuration details

FatTwin™

FatTwin™

4 DP Nodes, 3 GPU/Coprocessor per Node, Front I/O, 16 DIMMs



MODEL	SYS-F628G2-FT+ SYS-F628G2-FC0+ SYS-F628G2-FTPT+ SYS-F628G2-FCOPT+	SYS-F628G3-FT+ SYS-F628G3-FC0+ SYS-F628G3-FTPT+ SYS-F628G3-FCOPT+
Processor Support	Quad set of Dual Intel® Xeon® Processor E5-2600 v4/v3 product families supported; QPI up to 9.6GT/s	Quad set of Dual Intel® Xeon® Processor E5-2600 v4/v3 product families supported; QPI up to 9.6GT/s
Key Applications	<ul style="list-style-type: none"> 3D Rendering CAD/CAM/CAE Compute Intensive Application Digital Content Creation GPU server High-performance computing 	<ul style="list-style-type: none"> 3D Rendering CAD/CAM/CAE Compute Intensive Application Digital Content Creation GPU server High-performance computing
Outstanding Features	<ul style="list-style-type: none"> Up to 3 GPU/Coprocessor per node* (*2x K80 per node) 145W CPU support IPMI 2.0 + KVM with dedicated LAN Up to 2 add-on cards SAS3 (12Gbps) support 	<ul style="list-style-type: none"> Up to 3 GPU/Coprocessor per node* (*2x K80 per node) 145W CPU support IPMI 2.0 + KVM with dedicated LAN Up to 2 add-on cards SAS3 (12Gbps) support
Serverboard	-FT+: SUPER® X10DRFF-iG -FC0+: SUPER® X10DRFF-CG -FTPT+: SUPER® X10DRFF-iTG -FCOPT+: SUPER® X10DRFF-CTG	-FT+: SUPER® X10DRFF-iG -FC0+: SUPER® X10DRFF-CG -FTPT+: SUPER® X10DRFF-iTG -FCOPT+: SUPER® X10DRFF-CTG
Chipset	Intel® C612 Chipset	Intel® C612 Chipset
System Memory (Max.)*	Quad set of up to 2TB ECC 3DS LRDIMM or RDIMM DDR4-2400MHz in 16 DIMM slots	Quad set of up to 2TB ECC 3DS LRDIMM or RDIMM DDR4-2400MHz in 16 DIMM slots
Expansion Slots	Quad set of 3 PCI-E 3.0 x16 FH/FL Double Width + 2 PCI-E 3.0 x8 LP	Quad set of 3 PCI-E 3.0 x16 FH/FL Double Width + 2 PCI-E 3.0 x8 LP
Onboard Storage Controller	-FT+/-FTPT+: Quad set of Intel® C612 controller for 10 SATA3 (6 Gbps) ports; RAID 0,1,5,10; -FC0+/-FCOPT+: Quad set of Broadcom® 3008 SW controller for 8 SAS3 (12 Gbps) ports; RAID 0,1,10	-FT+/-FTPT+: Quad set of Intel® C612 controller for 10 SATA3 (6 Gbps) ports; RAID 0,1,5,10; -FC0+/-FCOPT+: Quad set of Broadcom® 3008 SW controller for 8 SAS3 (12 Gbps) ports; RAID 0,1,10
Connectivity	-FT+/-FC0+: Quad set of Dual LAN with Intel® i350 Gigabit Ethernet Controller; -FTPT+/-FCOPT+: Quad set of Dual 10GBase-T with Intel® X540 10GbE Controller	-FT+/-FC0+: Quad set of Dual LAN with Intel® i350 Gigabit Ethernet Controller; -FTPT+/-FCOPT+: Quad set of Dual LAN with Intel® X540 10GBase-T Ethernet Controller
VGA/Audio	Quad set of AST2400 VGA	Quad set of AST2400 VGA
Management	Quad set of IPMI 2.0 + KVM with dedicated LAN, Intel® Node Manager, SUM, SPM, SSM, SuperDoctor® 5, Watchdog	Quad set of IPMI 2.0 + KVM with dedicated LAN, Intel® Node Manager, SUM, SPM, SSM, SuperDoctor® 5, Watchdog
Drive Bays	Quad set of 6x 2.5" hot-swap SATA3/SAS3 drive bays	Quad set of 2x 3.5" hot-swap SATA3/SAS3 drive bays
Power Supply	4x Redundant 2000W Titanium Level power supplies with I ² C & PMBus	4x Redundant 2000W Titanium Level power supplies with I ² C & PMBus
Cooling System	8x 80mm heavy duty fans with air shroud and PWM fan speed control and additional fans available	8x 80mm heavy duty fans with air shroud and PWM fan speed control and additional fans available
Form Factor	4U Rackmount: 448 x 177 x 889mm (17.63" x 6.96" x 35")	4U Rackmount: 448 x 177 x 889mm (17.63" x 6.96" x 35")

* Please check with your Supermicro sales representative and website for compatibility and configuration details

X11 8-Way/4-Way

NEW!

Intel® Xeon® Scalable Processors Supported




For SYS-7089P:

- Supports up to 12TB in 96 Memory DIMM Slots
- Up to 23 PCI-E 3.0 slots
- Provides up to 32 U.2 NVMe
- 4-port 10GBase-T Ethernet SIOM
- Optional 8 GPU configuration

- 6 PCI-E 3.0 x16 Slots and 5 PCI-E 3.0 x8 Slots

- Quad Intel® Xeon® Scalable Processor
- Up to 165W or 205W with Optional Kit

- 48 DIMM Slots DDR4



SYS-2049U-TR4

- Redundant 1600W Titanium Level Power Supplies

- 24x 2.5" Hot-swap SATA3 Drive Bays
- Optional SAS3 RAID or up to 4 U.2 NVMe via AoC

7U 8-Way



SYS-7089P-TR4T

Ultra 2U 4-Way



SYS-2049U-TR4

8/4-Way MP

For Enterprise Mission Critical Applications and Advanced Analytics, Database, Virtualization, and Scale-Up HPC Workloads, with up to:

- Intel® Xeon® Scalable processors (Platinum 8100 / Gold 6100)
- 12TB in 96 DIMM slots (SYS-7089P), 6TB in 48 DIMM slots (SYS-2049U)
- 23 PCI-E 3.0 expansion slots, 32 U.2 NVMe or 8 GPU support (SYS-7089P)
- 11 PCI-E 3.0 expansion slots, 4 U.2 NVMe or 2 GPU support (SYS-2049U)
- 4x 10GBase-T ports with Intel® X550 10GbE controller (SYS-7089P)
- Redundant Titanium Level high-efficiency (96%+) power supplies
- Total Solution with Server Management Utilities including IPMI 2.0
- Server Management and remote KVM with dedicated LAN, Power Management



7U 8-Way

Up to 224 cores per system, 23 PCI-E 3.0 slots,
41 NVMe/24 SAS3 option



Ultra 2U 4-Way

48 DDR4 DIMMs
11 PCI-E 3.0 slot, SAS/NVMe available



MODEL	SYS-7089P-TR4T	SYS-2049U-TR4
Processor Support	Octa Intel® Xeon® Processor Platinum 8100 product family with 3 UPI up to 10.4GT/s	Quad Intel® Xeon® Processor Platinum 8100, Gold 6100, and Gold 5100 product family with 3 UPI up to 10.4GT/s
Key Applications	<ul style="list-style-type: none"> Virtualization ERP, CRM In-Memory Database Application Research lab/National Lab Scale-up HPC 	<ul style="list-style-type: none"> ERP, CRM High End Enterprise Server Business Intelligence Scientific Virtualization High Performance Computer Cluster (HPCC)
Outstanding Features	<ul style="list-style-type: none"> 8 Sockets, up to 224 cores per system 96 DDR4 Memory DIMM slots, up to 6TB Up to 23 PCIe3.0 Slots Up to 8 GPU Optional up to 32 U.2 NVMe 	<ul style="list-style-type: none"> 4 Sockets, up to 112 cores per system 48 x DDR4 Memory DIMM slots, up to 6TB 4 NVMe SSD ports Ready Up to 11 x PCIe3.0 Slots 4 x GLAN + 1 Dedicated IPMI 2U Rack Mount Chassis
Serverboard	SUPER● X110PI-CPU	SUPER● X11QPH+
Chipset	Intel® C621 chipset	Intel® C621 chipset
System Memory (Max.)*	96 DDR4 up to 12TB 2666MHz ECC 3DS LRDIMM, RDIMM	48 DDR4 up to 6TB 2666MHz ECC 3DS LRDIMM, RDIMM
Expansion Slots	23 or 39 (OEM) PCI-E 3.0 slots include 8 FH x16 PCI-E cards or 8 GPUs or 16 U.2 NVMe + 8 FHFL x16 PCI-E cards or 16 U.2 NVMe + 2 LP x8 (in x16 slot) PCI-E internal cards (storage module) + 5 FHHL x16 PCI-E cards (rear)	2 LPHL PCI-E 3.0 x16 (Left-internal) + 2 LPHL PCI-E 3.0 x16 (Right-internal), 2 Double Width FH PCI-E 3.0 x16 (Rear) + 1 LPHL PCI-E 3.0 x8 (Rear) + 2 FHFL PCI-E 3.0 x8 (Rear) + 2 FHHL PCI-E 3.0 x8 (Rear)
Onboard Storage Controller	Intel C621 including 2 SATA3 (SATA DOM) , 2 M.2 (SATA3/PCIe), 8HDD (SATA3), 1TPM Header, and 1 VROC key header	Intel® C621 including 2 SATA3 (SATA DOM), 12 SATA3 (HDD/SSD), 1 TPM header, and 1 VROC key header
Connectivity	4-port 10GBASE-T Ethernet SIOM (Intel® X550 10GbE controller)	4 x Gigabit Ethernet ports via AOC-2UR66-i4G
VGA/Audio	1 VGA by Aspeed AST2500 BMC	1 x VGA, 1 Aspeed AST2500 BMC;
Management	Aspeed 2500 1 Port IPMI on AOM	Intel® Node Manager; IPMI2.0; NMI; SMCBU and SMM; SuperDoctor® 5; Watchdog;
Drive Bays	16 hot swap 2.5" SAS3 HDDs (w/ RAID cards) 8 2.5" or 6 3.5" internal HDDs (w/ RAID cards)	24 hot-swap 2.5" SAS3/SATA3 drives supported via optional Add-on RAID controller card; 4 Hybrid ports with NVMe supported via optional Add-on card
Peripheral Bays	N/A	No Peripheral Drive;
Power Supply	5 x 1600W (N+2 Redundant), Titanium Level power supply w/ PMBus	1600W Redundant Titanium Level Power Supply;
Cooling System	8 92x92x76 mm, 10.5K-10.8K RPM, Counter-rotating Exhaust Hot-Swappable Rear Fans	4 X 8cm Heavy Duty Fan
Form Factor	7U Rackmount; Enclosure: 448 x 310 x 733mm (17.63" x 12.2" x 28.87") Package: 759 x 978 x 1199mm (29.9" x 38.5" x 47.2")	2U; Enclosure: 437 x 89 x 780mm (17.2" x 3.5" x 30.7")

* Please check with your Supermicro sales representative and website for compatibility and configuration details

8/4-Way MP



7U 8-Way
Up to 24TB memory capacity, 15 PCI-E 3.0 slots
16 NVMe/12SAS3 option



Ultra 2U 4-Way
48 DDR4 DIMMs
11PCI-E 3.0 slot, SAS/NVMe available



MODEL	SYS-7088B-TR4FT	SYS-2048U-RTR4
Processor Support	Eight Intel® Xeon® Processor E7-8800 v4/v3 product families supported, QPI up to 9.6GT/s	Quad Intel® Xeon® processor E5-4600 v4/v3 product families supported, QPI up to 9.6GT/s
Key Applications	<ul style="list-style-type: none"> High End Enterprise Server ERP, CRM Database Applications Research lab/National Lab Virtualization High-performance computing 	<ul style="list-style-type: none"> Virtualization High End Enterprise Server Cloud Computing DataCenter Applications HPC
Outstanding Features	<ul style="list-style-type: none"> X10 EX 8-Way 192 cores Up to 192 DDR4 Memory DIMMs Up to 24TB (Broadwell), or 12 TB (Haswell) Up to 15 PCI-E FH slots Up to 16 optional U.2 NVMe support Optional up to 8 GPU 4x 10G LAN + 1 dedicated IPMI 	<ul style="list-style-type: none"> Up to 88 cores per system 48 DDR4 up to 6TB Memory 4 NVMe SSD ports Ready Up to 11 PCI-E3.0 Slots 4 GLAN + 1 Dedicated IPMI 2U Rack Mount Chassis
Serverboard	SUPER® X100BI-CPU	SUPER® X10QRH+
Chipset	Intel® C602J chipset	Intel® C612 chipset
System Memory (Max.)*	Up to 24TB DDR4 (128GB LRDIMM); 192 DIMM slots	Up to 6TB DDR4 (128GB LRDIMM); up to 2400MHz; 48 DIMM slots
Expansion Slots	15 PCI-E 3.0 FH slots (8 PCI-E 3.0 x16 + 7 PCI-E 3.0 x8) (16 2.5" NVMe optional support + 7 PCI-E slots)	9 PCI-E 3.0 x8; 2 PCI-E 3.0 x16
Onboard Storage Controller	Intel C602J including 2 SATA3 (SATA DOM) + 4 SATA2 (2 M.2, 2 HDD)	Intel® C612 for 10 SATA3 (6 Gbps) ports; RAID 0,1,5,10, including 8 HDD and 2 SATADOM
Connectivity	4-port 10GBase-T Ethernet SIOM (Intel® X550 10GbE controller); 1 Port IPMI	Quad LAN with Intel® i350 Gigabit Ethernet Controller
VGA/Audio	AST2400 VGA	AST2400 VGA
Management	IPMI 2.0 + KVM with dedicated LAN, Intel® Node Manager, SUM, SPM, SSM, SuperDoctor® 5, Watchdog	IPMI 2.0 + KVM with dedicated LAN, Intel® Node Manager, SUM, SPM, SSM, SuperDoctor® 5, Watchdog
Drive Bays	12x hot swap 2.5" SAS3 HDDs (w/ RAID cards); 20x 2.5" or 6x 3.5" internal HDDs (w/ RAID cards)	24 hot-swap 2.5" SAS3 drive support via extra Add-on RAID controller card; 4 Hybrid ports with NVMe support via extra Add-on card
Peripheral Bays	7U Rackmountable Rackmount Kit	N/A
Power Supply	5x 1600W (N+1 Redundant) Titanium Level power supplies with PMBus	1000W Redundant Titanium Level power supplies; 2000W power supply options available
Cooling System	8x 9cm Hot-Swappable Counter-Rotating Rear Fans	4x 8cm heavy duty fans with speed control
Form Factor	7U Rackmount 448 x 310 x 733mm (17.63" x 12.2" x 28.87") Gross Weight: 208lbs (94.35kg)	2U Rackmount 437 x 89 x 780mm (17.2" x 3.5" x 30.7")

* Please check with your Supermicro sales representative and website for compatibility and configuration details

8/4-Way MP



EX 4-Way
E7-8800/4800 v4/v3,
32 DDR4 DIMMs in 2U



EX 4-Way
E7-8800/4800 v4/v3,
32 DDR4 DIMMs in 2U



MODEL	SYS-8028B-TR4F	SYS-8028B-COR4FT
Processor Support	Quad Intel® Xeon® Processor E7-8800/4800 v4/v3 product families supported, QPI up to 9.6GT/s	Quad Intel® Xeon® Processor E7-8800/4800 v4/v3 product families supported, QPI up to 9.6GT/s
Key Applications	<ul style="list-style-type: none"> • Compute Intensive Application • Mission-critical applications • Enterprise Server 	<ul style="list-style-type: none"> • Finance, Banking, e-Commerce • Compute Intensive Application • Mission-critical applications • Enterprise Server
Outstanding Features	<ul style="list-style-type: none"> • Up to 96 cores per system • Up to 4TB DDR4 memory capacity in 32 DIMM slots • 2U 4-way system • 4 PCI-E 3.0 support • 1400W Redundant Platinum Level Digital (94%+) high-efficiency power supplies with iPC & PMBus 	<ul style="list-style-type: none"> • Up to 96 cores per system • Up to 4TB DDR4 memory capacity in 32 DIMM slots • 2U 4-way system • 4 PCI-E 3.0 support • Broadcom® 3008 on board • 1400W Redundant Platinum Level Digital (94%+) high-efficiency power supplies with iPC & PMBus
Serverboard	SUPER● X10QBL-4	SUPER● X10QBL-4CT
Chipset	Intel® C602J chipset	Intel® C602J chipset
System Memory (Max.)*	Up to 4TB ECC DDR4 (128GB LRDIMM), speed up to 1866MHz; 32 DIMM slots	Up to 4TB ECC DDR4 (128GB LRDIMM), speed up to 1866MHz; 32 DIMM slots
Expansion Slots	2 PCI-E 3.0 x16 LP slot; 2 PCI-E 3.0 x8 LP slot	2 PCI-E 3.0 x16 LP slot; 2 PCI-E 3.0 x8 LP slot
Onboard Storage Controller	Intel® C602J for 2 SATA3 (6 Gbps) ports; 4 SATA2 (3 Gbps); RAID 0,1,5,10	Intel® C602J for 2 SATA3 (6 Gbps) ports; 4 SATA2 (3 Gbps); RAID 0,1,5,10; Broadcom® 3008 SW controller on board
Connectivity	Dual LAN with Intel® i350 Gigabit Ethernet Controller	Dual LAN with Intel® X540 10GBase-T Ethernet Controller
VGA/Audio	AST2400 VGA	AST2400 VGA
Management	IPMI 2.0 + KVM with dedicated LAN, Intel® Node Manager, SUM, SPM, SSM, SuperDoctor® 5, Watchdog	IPMI 2.0 + KVM with dedicated LAN, Intel® Node Manager, SUM, SPM, SSM, SuperDoctor® 5, Watchdog
Drive Bays	6x 3.5" hot-swap SATA drive bays	6x 3.5" hot-swap SAS2 drive bays (through SAS2 Backplane)
Peripheral Bays	N/A	N/A
Power Supply	1400W Redundant Platinum Level Digital (94%+) high-efficiency power supplies	1400W Redundant Platinum Level Digital (94%+) high-efficiency power supplies
Cooling System	3x 8cm heavy duty fans with speed control	3x 8cm heavy duty fans with speed control
Form Factor	2U Rackmount 437 x 89 x 709mm (17.2" x 3.5" x 27.9")	2U Rackmount 437 x 89 x 709mm (17.2" x 3.5" x 27.9")

* Please check with your Supermicro sales representative and website for compatibility and configuration details

8/4-Way MP



EX 4-Way
E7-8800/4800 v4/v3,
32 DDR4 DIMMs in 4U Tower/Rackmount



EX 4-Way
E7-8800/4800 v4/v3,
32 DDR4 DIMMs in 4U Tower/Rackmount



MODEL	SYS-8048B-TR4F	SYS-8048B-COR4FT
Processor Support	Quad Intel® Xeon® Processor E7-8800/4800 v4/v3 product families supported, QPI up to 9.6GT/s	Quad Intel® Xeon® Processor E7-8800/4800 v4/v3 product families supported, QPI up to 9.6GT/s
Key Applications	<ul style="list-style-type: none"> • Compute Intensive Application • Mission-critical applications • Enterprise Server 	<ul style="list-style-type: none"> • Finance, Banking, e-Commerce • Compute Intensive Application • Mission-critical applications • Enterprise Server
Outstanding Features	<ul style="list-style-type: none"> • Up to 96 cores per system • Up to 4TB DDR4 memory capacity in 32 DIMM slots • 4U 4-way system • 4 PCI-E 3.0 support • 1400W Redundant Platinum Level Digital (94%+) high-efficiency power supplies with I²C & PMBus 	<ul style="list-style-type: none"> • Up to 96 cores per system • Up to 4TB DDR4 memory capacity in 32 DIMM slots • 4U 4-way system • 4 PCI-E 3.0 support • Broadcom® 3008 on board • 1400W Redundant Platinum Level Digital (94%+) high-efficiency power supplies with I²C & PMBus
Serverboard	SUPER® X10QBL-4	SUPER® X10QBL-4CT
Chipset	Intel® C602J chipset	Intel® C602J chipset
System Memory (Max.)*	32 DIMM slots, Up to 4TB ECC DDR4 (128GB LRDIMM), speed up to 1866MHz; 32 DIMM slots	32 DIMM slots, Up to 4TB ECC DDR4 (128GB LRDIMM), speed up to 1866MHz; 32 DIMM slots
Expansion Slots	2 PCI-E 3.0 x16 FH slot; 2 PCI-E 3.0 x8 FH slot	2 PCI-E 3.0 x16 FH slot; 2 PCI-E 3.0 x8 FH slot
Onboard Storage Controller	Intel® C602J for 2 SATA3 (6 Gbps) ports; 4 SATA2 (3 Gbps); RAID0,1,5,10	Intel® C602J for 2 SATA3 (6 Gbps) ports; 4 SATA2 (3 Gbps); RAID0,1,5,10; Broadcom® 3008 SW controller on board
Connectivity	Dual LAN with Intel® i350 Gigabit Ethernet Controller	Dual LAN with Intel® X540 10GBase-T Ethernet Controller
VGA/Audio	AST2400 VGA	AST2400 VGA
Management	IPMI 2.0 + KVM with dedicated LAN, Intel® Node Manager, SUM, SPM, SSM, SuperDoctor® 5, Watchdog	IPMI 2.0 + KVM with dedicated LAN, Intel® Node Manager, SUM, SPM, SSM, SuperDoctor® 5, Watchdog
Drive Bays	5x 3.5" hot-swap SATA/SAS drive bays	5x 3.5" hot-swap SAS2 drive bays (through SAS2 Backplane)
Peripheral Bays	3x 5.25" peripheral bays; Optional 2x M28SAB-OEM (SAS3 Mobile Rack)	3x 5.25" peripheral bays; Optional 2x M28SAB-OEM (SAS3 Mobile Rack)
Power Supply	1400W Redundant Platinum Level Digital (94%+) high-efficiency power supplies with I ² C & PMBus	1400W Redundant Platinum Level Digital (94%+) high-efficiency power supplies with I ² C & PMBus
Cooling System	3x 9cm mid fans + 3x 8cm rear fans with speed control	3x 9cm mid fans + 3x 8cm rear fans with speed control
Form Factor	4U Rackmount/Tower 462 x 178 x 721mm (18.2" x 7" x 28.4")	4U Rackmount/Tower 462 x 178 x 721mm (18.2" x 7" x 28.4")

* Please check with your Supermicro sales representative and website for compatibility and configuration details

8/4-Way MP

EX 4-Way

E7-8800/4800 v4/v3, 32 DDR3 DIMMs in 2U



EX 4-Way

E7-8800/4800 v4/v3, 32 DDR3 DIMMs in 4U Tower/Rackmount



MODEL	SYS-8028B-TR3F SYS-8028B-COR3FT	SYS-8048B-TR3F SYS-8048B-COR3FT
Processor Support	Quad Intel® Xeon® Processor E7-8800/4800 v4/v3 product families supported, QPI up to 9.6GT/s	Quad Intel® Xeon® Processor E7-8800/4800 v4/v3 product families supported, QPI up to 9.6GT/s
Key Applications	<ul style="list-style-type: none"> • Compute Intensive Application • Mission-critical applications • Enterprise Server 	<ul style="list-style-type: none"> • Compute Intensive Application • Mission-critical applications • Enterprise Server
Outstanding Features	<ul style="list-style-type: none"> • Up to 96 cores per system • Up to 2TB DDR3 memory capacity in 32 DIMM slots • 2U 4-way system • 4 PCI-E 3.0 support • -COR3FT: Broadcom® 3008 on board • 1400W Redundant Platinum Level Digital (94%+) high-efficiency power supplies with I²C & PMBus 	<ul style="list-style-type: none"> • Up to 96 cores per system • Up to 2TB DDR3 memory capacity in 32 DIMM slots • 4U 4-way system • 4 PCI-E 3.0 support • -COR3FT: Broadcom® 3008 on board • 1400W Redundant Platinum Level Digital (94%+) high-efficiency power supplies with I²C & PMBus
Serverboard	-TR3F: SUPER® X10QBL -COR3FT: SUPER® X10QBL-CT	-TR3F: SUPER® X10QBL -COR3FT: SUPER® X10QBL-CT
Chipset	Intel® C602J chipset	Intel® C602J chipset
System Memory (Max.)*	Up to 2TB ECC DDR3 (64GB LRDIMM), speed up to 1600MHz (32GB LRDIMM); 32 DIMM slots	32 DIMM slots, Up to 2TB ECC DDR3 (64GB LRDIMM), up to 1600MHz (32GB LRDIMM); 32 DIMM slots
Expansion Slots	2 PCI-E 3.0 x16 LP slot; 2 PCI-E 3.0 x8 LP slot	2 PCI-E 3.0 x16 FH slot; 2 PCI-E 3.0 x8 FH slot
Onboard Storage Controller	Intel® C602J for 2 SATA3 (6 Gbps) ports; -TR3F: 4 SATA2 (3 Gbps); RAID0,1,5,10; -COR3FT: 4 SATA2 (3 Gbps); RAID0,1,5,10; Broadcom® 3008 SW controller on board	Intel® C602J for 2 SATA3 (6 Gbps) ports; -TR3F: 4 SATA2 (3 Gbps); RAID0,1,5,10; -COR3FT: 4 SATA2 (3 Gbps); RAID0,1,5,10; Broadcom® 3008 SW controller on board
Connectivity	-TR3F: Dual LAN with Intel® i350 Gigabit Ethernet Controller; -COR3FT: Dual LAN with Intel® X540 10GBase-T Ethernet Controller	-TR3F: Dual LAN with Intel® i350 Gigabit Ethernet Controller; -COR3FT: Dual LAN with Intel® X540 10GBase-T Ethernet Controller
VGA/Audio	AST2400 VGA	AST2400 VGA
Management	IPMI 2.0 + KVM with dedicated LAN, Intel® Node Manager, SUM, SPM, SSM, SuperDoctor® 5, Watchdog	IPMI 2.0 + KVM with dedicated LAN, Intel® Node Manager, SUM, SPM, SSM, SuperDoctor® 5, Watchdog
Drive Bays	6x 3.5" hot-swap SATA drive bays	5x 3.5" hot-swap SATA/SAS drive bays
Peripheral Bays	N/A	3x 5.25" peripheral bays; Optional 2x M28SAB-OEM (SAS3 Mobile Rack)
Power Supply	1400W Redundant Platinum Level Digital (94%+) high-efficiency power supplies	1400W Redundant Platinum Level Digital (94%+) high-efficiency power supplies with I ² C & PMBus
Cooling System	3x 8cm heavy duty fans with speed control	3x 9cm mid fans + 3x 8cm rear fans with speed control
Form Factor	2U Rackmount 437 x 89 x 709mm (17.2" x 3.5" x 27.9")	4U Rackmount/Tower 462 x 178 x 721mm (18.2" x 7" x 28.4")

* Please check with your Supermicro sales representative and website for compatibility and configuration details

8/4-Way MP



EX 4-Way
E7-8800/4800 v4/v3, 96 DDR4 DIMMs,
up to 12TB memory capacity, 11 PCI-E 3.0 slots; SAS2 (6 Gbps)



EX 4-Way
E7-8800/4800 v4/v3, 96 DDR4 DIMMs,
up to 12TB memory capacity, 11 PCI-E 3.0 slots; SAS3 (12 Gbps)



MODEL	SYS-8048B-TR4FT	SYS-4048B-TR4FT
Processor Support	Quad Intel® Xeon® Processor E7-8800/4800 v4/v3 product families supported, QPI up to 9.6GT/s	Quad Intel® Xeon® Processor E7-8800/4800 v4/v3 product families supported, QPI up to 9.6GT/s
Key Applications	<ul style="list-style-type: none"> • Business Intelligence • ERP, CRM • Database Applications • Research lab/National Lab • Virtualization 	<ul style="list-style-type: none"> • Business Intelligence • ERP, CRM • Database Applications • Research lab/National Lab • Virtualization
Outstanding Features	<ul style="list-style-type: none"> • Up to 96 CPU cores per system • Up to 12TB in 96 memory DIMMs • Up to 11 PCI-E 3.0 slots • Up to 24 3.5" HDDs, SAS 2.0 (6Gbps) • Up to 4x 1620W Redundant Platinum Level (94%) power supplies 	<ul style="list-style-type: none"> • Up to 96 CPU cores per system • Up to 12TB in 96 memory DIMMs • Up to 11 PCI-E 3.0 slots • Up to 48 SAS 3.0 (12Gbps) 2.5" drive bays • Up to 4x 1620W Redundant Platinum Level (94%) power supplies
Serverboard	SUPER● X10QBi	SUPER● X10QBi
Chipset	Intel® C602J chipset	Intel® C602J chipset
System Memory (Max.)*	Up to 12TB ECC DDR4 with 128GB 3DS LRDIMM (8x memory module board: X10QBi-MEM2), speed up to 1866MHz; 96 DIMM slots	Up to 12TB ECC DDR4 with 128GB 3DS LRDIMM (8x memory module board: X10QBi-MEM2), speed up to 1866MHz; 96 DIMM slots
Expansion Slots	11 PCI-E 3.0 slots (4x PCI-E3.0 x16 + 7x PCI-E3.0 x8) with 4 memory module boards; 8 PCI-E 3.0 slots (4x PCI-E3.0 x16 + 4x PCI-E3.0 x8) with 8 memory module boards	11 PCI-E 3.0 slots (4x PCI-E3.0 x16 + 7x PCI-E3.0 x8) with 4 memory module boards; 8 PCI-E 3.0 slots (4x PCI-E3.0 x16 + 4x PCI-E3.0 x8) with 8 memory module boards
Onboard Storage Controller	Intel® C602J for 2 SATA3 (6 Gbps) ports and 4 SATA2 (3 Gbps)	Intel® C602J for 2 SATA3 (6 Gbps) ports and 4 SATA2 (3 Gbps)
Connectivity	Dual 10GBase-T ports with Intel® X540 controller on AOM card	Dual 10GBase-T ports with Intel® X540 controller on AOM card
VGA/Audio	AST2400 VGA	AST2400 VGA
Management	IPMI 2.0 + KVM with dedicated LAN, Intel® Node Manager, SUM, SPM, SSM, SuperDoctor® 5, Watchdog	IPMI 2.0 + KVM with dedicated LAN, Intel® Node Manager, SUM, SPM, SSM, SuperDoctor® 5, Watchdog
Drive Bays	24 hot-swap 3.5" SAS2 drive support via extra Add-on RAID controller card	24 hot-swap 2.5" SAS3 drive support via extra Add-on RAID controller card; optional: up to 48 hot-swap 2.5" SAS3 drives support via extra backplane + add-on RAID controller card
Peripheral Bays	N/A	N/A
Power Supply	(N+1) Redundant 1620W up to 4 Platinum Level (94%) power supplies	(N+1) Redundant 1620W up to 4 Platinum Level (94%) power supplies
Cooling System	4x 9cm mid fans + 3x 8cm rear fans with speed control; optional 2 additional 8cm rear fans	4x 9cm mid fans + 3x 8cm rear fans with speed control; optional 2 additional 8cm rear fans
Form Factor	4U Rackmount 437 x 178 x 846mm (17.2" x 7" x 33.3")	4U Rackmount 437 x 178 x 795mm (17.2" x 7" x 31.3")

* Please check with your Supermicro sales representative and website for compatibility and configuration details

8/4-Way MP



EX 4-Way
E7-8800/4800 v4/v3, 96 DDR3 DIMMs,
up to 6TB memory capacity, 11 PCI-E 3.0 slots; SAS2 (6 Gbps)



EX 4-Way
E7-8800/4800 v4/v3, 96 DDR3 DIMMs,
up to 6TB memory capacity, 11 PCI-E 3.0 slots; SAS3 (12 Gbps)



MODEL	SYS-8048B-TRFT	SYS-4048B-TRFT
Processor Support	Quad Intel® Xeon® Processor E7-8800/4800 v4/v3 product families supported, QPI up to 9.6GT/s	Quad Intel® Xeon® Processor E7-8800/4800 v4/v3 product families supported, QPI up to 9.6GT/s
Key Applications	<ul style="list-style-type: none"> Business Intelligence ERP CRM Database Virtualization Research Lab/National Lab 	<ul style="list-style-type: none"> Business Intelligence ERP CRM Database Virtualization Research Lab/National Lab
Outstanding Features	<ul style="list-style-type: none"> Up to 96 CPU cores per system Up to 6TB in 96 memory DIMMs Up to 11 PCI-E 3.0 slots Up to 24 SAS 2.0 (6Gbps) 3.5" drive bays Independent power and cooling controls Up to 4x 1620W Redundant Platinum Level (94%) power supplies 	<ul style="list-style-type: none"> Up to 96 CPU cores per system Up to 6TB in 96 memory DIMMs Up to 11 PCI-E 3.0 slots Up to 48 SAS 3.0 (12Gbps) 2.5" drive bays Independent power and cooling controls Up to 4x 1620W Redundant Platinum Level (94%) power supplies
Serverboard	SUPER● X10QBi / X10QBi-MEM1 / AOM-X10QBi-A	SUPER● X10QBi / X10QBi-MEM1 / AOM-X10QBi-A
Chipset	Intel® C602J chipset	Intel® C602J chipset
System Memory (Max.)*	Up to 6TB ECC DDR3 RDIMM/LRDIMM (8x memory module board: X10QBi-MEM2), speed up to 1866MHz; 96 DIMM slots	Up to 6TB ECC DDR3 RDIMM/LRDIMM (8x memory module board: X10QBi-MEM2), speed up to 1866MHz; 96 DIMM slots
Expansion Slots	11 PCI-E 3.0 slots (4x PCI-E3.0 x16 + 7x PCI-E3.0 x8) with 4 memory module boards; 8 PCI-E 3.0 slots (4x PCI-E3.0 x16 + 4x PCI-E3.0 x8) with 8 memory module boards	11 PCI-E 3.0 slots (4x PCI-E3.0 x16 + 7x PCI-E3.0 x8) with 4 memory module boards; 8 PCI-E 3.0 slots (4x PCI-E3.0 x16 + 4x PCI-E3.0 x8) with 8 memory module boards
Onboard Storage Controller	Intel® C602J for 2 SATA3 (6 Gbps) ports and 4 SATA2 (3 Gbps)	Intel® C602J for 2 SATA3 (6 Gbps) ports and 4 SATA2 (3 Gbps)
Connectivity	Dual 10GBase-T ports with Intel® X540 controller on AOM card	Dual 10GBase-T ports with Intel® X540 controller on AOM card
VGA/Audio	AST2400 VGA	AST2400 VGA
Management	IPMI 2.0 + KVM with dedicated LAN, Intel® Node Manager, SUM, SPM, SSM, SuperDoctor® 5, Watchdog	IPMI 2.0 + KVM with dedicated LAN, Intel® Node Manager, SUM, SPM, SSM, SuperDoctor® 5, Watchdog
Drive Bays	24 hot-swap 3.5" SAS2 drive support via extra Add-on RAID controller card	24 hot-swap 2.5" SAS3 drive support via extra Add-on RAID controller card; optional: up to 48 hot-swap 2.5" SAS3 drives support via extra backplane + add-on RAID controller card
Peripheral Bays	N/A	N/A
Power Supply	(N+1) Redundant 1620W Platinum Level (94%) power supplies	(N+1) Redundant 1620W Platinum Level (94%) power supplies
Cooling System	4x 9cm mid fans + 3x 8cm rear fans with speed control; optional 2 additional 8cm rear fans	4x 9cm mid fans + 3x 8cm rear fans with speed control; optional 2 additional 8cm rear fans
Form Factor	4U Rackmount 437 x 178 x 846mm (17.2" x 7" x 33.3")	4U Rackmount 437 x 178 x 795mm (17.2" x 7" x 31.3")

* Please check with your Supermicro sales representative and website for compatibility and configuration details

8/4-Way MP

MicroCloud

24/12/8 Modular UP Server Nodes in 3U • High-Density, High-Performance

- High-Efficiency, and Cost-Effective • Easy-to-Service
- Space Saving, Optimized for Cloud Computing and Web Hosting



SYS-5039MS-H12TRF

12 UP Nodes

12 set of 2x 3.5" SATA3 HDD; or 4x 2.5" SATA3; or
2x 2.5" NVMe + 2x 2.5" SATA3; or
2x 2.5" NVMe + 1x 3.5" SATA3



SYS-5038MD-H8TRF

8 UP Nodes

45W 8-core SoC
8 sets of 2x 3.5" SATA 3 HDD; or
2x 2.5" SATA 3 w/ optional kits
4x M.2 support



SYS-5038MD-H24TRF

24 UP Nodes

45W 6-core SoC
24 set of 2 x 2.5" SATA3 HDD; or
24 set of 4x 2.5" Slim SSD w/ optional kit



SYS-5039MD8-H8TNR
SYS-5039MD18-H8TNR

High Density, High Performance node counts
Energy Efficiency Design



SYS-5039MS-H12TRF (Skylake)
SYS-5038ML-H12TRF / H12TRFG (Haswell)

12 Hot-pluggable Nodes in 3U
(Front I/O)
4x 2.5" HDDs/Node



SYS-5038MD-H8TRF (XeonD)
SYS-5039MS-H8TRF (Skylake)
SYS-5038ML-H8TRF/OEM (Haswell)
SYS-5038MR-H8TRF (Broadwell)

8 Hot-pluggable Nodes in 3U
(Rear I/O)

The Supermicro MicroCloud modular server system provides the high density, performance, efficiency and cost effectiveness required for today's demanding server deployments. The 24/12/8 modular server nodes are conveniently integrated into a compact 3U chassis that is less than 30 inches deep, saving over 76% of rack space when compared to traditional 1U servers. The cable-less, hot-pluggable server nodes operate independently. Each node provides up to Up to 128GB DDR4-2133/1866/1600MHz of ECC Unbuffered DIMM or 128GB RDIMM / 256GB LRDIMM / 512GB LRDIMM ECC DDR4 memory, one PCI-E 3.0 x8 expansion slot for low-profile add-on card, and 2x 2.5" NVMe, 2x 3.5", or 4x 2.5" HDDs. The MicroCloud system utilizes redundant Titanium Level (96%) high-efficiency power supplies and sophisticated cooling zone controls for a Green energy profile. Each node is powered by the latest Intel® Xeon® Processor E3-1200 v5 (up to 80W) or Intel® Xeon® Processor E5-2600 v4/v3 (up to 145W) or Intel® Xeon® processor D (45W) product families.

12 UP Nodes

Exceptional performance with SMC, exclusive 16GB VLP DDR4 ECC UDIMM (MEM-DR416L-CV01-EU24)**



8 UP Nodes



MODEL	SYS-5039MS-H12TRF	SYS-5039MS-H8TRF
Processor Support	12 set of Intel® Xeon® processor E3-1200 v5, Intel® 6th Gen Core™ i3, Intel® Pentium®, Intel® Celeron® processors product family	8 set of Intel® Xeon® processor E3-1200 v5, Intel® 6th Gen Core™ i3, Intel® Pentium®, Intel® Celeron® processors product family
Key Applications	<ul style="list-style-type: none"> Cloud Computing Web Cache Web Hosting, VM Social Networking Corporate- WINS, DNS, Print, Login 	<ul style="list-style-type: none"> Cloud Computing Web Cache Web Hosting, VM Social Networking
Outstanding Features	<ul style="list-style-type: none"> Up to 12x hot-pluggable node in 3U chassis Flexible HDD selection, 2x 3.5" SATA3 or 4x 2.5" SATA3 or 2x 2.5" NVMe plus 2x 2.5" SATA3 or 2x 2.5" NVMe plus 1x 3.5" SATA 3 Redundant 2000W Titanium Level high-efficiency power supplies UID LED Centralized dedicated management switch port 	<ul style="list-style-type: none"> Up to 8x hot-pluggable node in 3U chassis 1 PCI-E 3.0 (x8) low-profile Redundant 1600W Titanium Level high-efficiency power supplies Hot-swappable SAS/SATA3 HDDs UID LED
Serverboard	SUPER● X11SSE-F	SUPER● X11SSD-F
Chipset	Intel® C236 chipset	Intel® C236 chipset
System Memory (Max.)*	12 set of up to 64GB Unbuffered ECC Very Low Profile DDR4 2133MHz in 4 DIMM slots	8 set of up to 64GB Unbuffered ECC Low Profile DDR4 2133MHz in 4 DIMM slots
Expansion Slots	12 set of Micro-LP slots (MicroLP upgradable)	8 set of PCI-E 3.0 x8 low profile slot and 8 set of Micro-LP slots (MicroLP upgradable)
Onboard Storage Controller	12 set of Intel® C236 controller for 2 SATA3 (6Gbps) ports; RAID 0, 1, 5, 10	8 set of Intel® C236 controller for 2 SATA3 (6Gbps) ports; RAID 0, 1, 5, 10: Selected low-profile RAID or HBA RAID card to support SAS HDD
Connectivity	12 set of Dual LAN Intel® i350 GbE LAN controller	8 set of Dual LAN Intel® i350 GbE LAN controller
VGA/Audio	12 set of AST2400 VGA	8 set of AST2400 VGA
Management	Single dedicate management port, Intel® Node Manager, SUM, SPM, SSM, SuperDoctor® 5, Watchdog	8 set of IPMI 2.0 + KVM with dedicated LAN, Intel® Node Manager, SUM, SPM, SSM, SuperDoctor® 5, Watchdog
Drive Bays	12 set of 2x 3.5" SATA3 HDD; or 4x 2.5" SATA3; or 2x 2.5" NVMe + 2x 2.5" SATA3; or 2x 2.5" NVMe + 1x 3.5" SATA3	8 set of 2x 3.5" SATA3 HDD; or 2x 2.5" SATA3 w/ option kits
Peripheral Bays	2000W Redundant Titanium Level high-efficiency power supplies	1600W Redundant Titanium Level high-efficiency power supplies
Power Supply	4x 9cm heavy duty fans with optimal cooling zone	4x 8cm hot-swap cooling fans with fan speed control
Cooling System	3U Rackmount 444.5 x 132.5 x 749.3mm (17.5" x 5.21" x 29.5")	3U Rackmount 438.4 x 132.5 x 589mm (17.26" x 5.21" x 23.2")
Form Factor	2U Rackmount; Enclosure: 437 x 89 x 723mm (17.2" x 3.5" x 28.46")	2U Rackmount; Enclosure: 437 x 89 x 723mm (17.2" x 3.5" x 28.46")

* Please check with your Supermicro sales representative and website for compatibility and configuration details

3U MicroCloud

High Density, High Performance node counts Energy Efficiency Design



3U MicroCloud

High Density, High Performance node counts Energy Efficiency Design



MODEL	SYS-5039MD8-H8TNR	SYS-5039MD18-H8TNR
Processor Support	Intel® Xeon® Processor D-2141I, 8-Cores, 16 Threads, CPU TDP support 65W	Intel® Xeon® Processor D-2191, 18-Cores, 36 Threads, CPU TDP support 86W
Key Applications	<ul style="list-style-type: none"> Cloud Computing Web Cache Web Hosting, VM Social Networking CDN 	<ul style="list-style-type: none"> Cloud Computing Web Cache Web Hosting, VM Social Networking CDN
Outstanding Features	<ul style="list-style-type: none"> 2x M.2 support (2x 2280/22110) High-density, Enterprise Performance, Cost-effective Intel® Xeon® Processor D-2141I, 8-Cores, 16 Threads, CPU TDP support 65W 2x 3.5" SATA3 or 2x 2.5" Hybrid SATA3/NVMe w/ optional kits Up to 512GB ECC LRDIMM, up to 256GB ECC RDIMM DDR4-2133Mz; in 4 DIMM slots 1x PCIe3.0 x16, 1x Micro-LP, and 2x M.2 2x 1GbE port, 1x 1GbE centralized IPMI management port Redundant 1600W Titanium Level high-efficiency power supplies 	<ul style="list-style-type: none"> 2x M.2 support (2x 2280/22110) High-density, Enterprise Performance, Cost-effective Intel® Xeon® Processor D-2191, 18-Cores, 36 Threads, CPU TDP support 86W 2x 3.5" SATA3 or 2x 2.5" Hybrid SATA3/NVMe w/ optional kits Up to 512GB ECC LRDIMM, up to 256GB ECC RDIMM DDR4-2400Mz; in 4 DIMM slots 1x PCIe3.0 x16, 1x Micro-LP, and 2x M.2 2x 1GbE port, 1x 1GbE centralized IPMI management port Redundant 1600W Titanium Level high-efficiency power supplies
Serverboard	SUPER [®]	SUPER [®]
Chipset	Intel® Xeon® Processor D SoC	Intel® Xeon® Processor D SoC
System Memory (Max.)*	Up to 512GB ECC LRDIMM, up to 256GB ECC RDIMM DDR4-2133Mz; in 4 DIMM slots	Up to 512GB ECC LRDIMM, up to 256GB ECC RDIMM DDR4-2400Mz; in 4 DIMM slots
Expansion Slots	Eight set of 1 PCI-E 3.0 x16 (low profile)	Eight set of 1 PCI-E 3.0 x16 (low profile)
Onboard Storage Controller	8 set of Intel® Xeon® Processor D SoC	8 set of Intel® Xeon® Processor D SoC
Connectivity	8 set of Dual LAN Intel(R) i350 GbE LAN controller	8 set of Dual LAN Intel(R) i350 GbE LAN controller
VGA/Audio	on board VGA by KVM connector	on board VGA by KVM connector
Management	8 set of IPMI 2.0 + KVM with dedicated LAN, Intel(R) Node Manager, SUM, SPM, SSM, SuperDoctor(R) 5, Watchdog	8 set of IPMI 2.0 + KVM with dedicated LAN, Intel(R) Node Manager, SUM, SPM, SSM, SuperDoctor(R) 5, Watchdog
Drive Bays	8 set of 2 x 3.5" SATA3 HDD; or 2x 2.5" Hybrid SATA3/NVMe w/ optional kits	8 set of 2 x 3.5" SATA3 HDD; or 2x 2.5" Hybrid SATA3/NVMe w/ optional kits
Peripheral Bays	N/A	N/A
Power Supply	1600W Redundant Titanium Level high-efficiency power supplies	1600W Redundant Titanium Level high-efficiency power supplies
Cooling System	4x 8cm hot-swap cooling fans with fan speed control, N/A	4x 8cm hot-swap cooling fans with fan speed control, N/A
Form Factor	3U Rackmount 387 x 132 x 585mm (15.25" x 5.2" x 23"); Enclosure: 438 x 132 x 589mm (17.26" x 5.21" x 23.2") Package: 667 x 296 x 864mm (26.26" x 11.65" x 34")	3U Rackmount 387 x 132 x 585mm (15.25" x 5.2" x 23"); Enclosure: 438 x 132 x 589mm (17.26" x 5.21" x 23.2") Package: 667 x 296 x 864mm (26.26" x 11.65" x 34")

* Please check with your Supermicro sales representative and website for compatibility and configuration details

MicroCloud



8 UP Nodes



24 UP Nodes



24 UP Nodes



MODEL	SYS-5038MD-H8TRF	SYS-5038MD-H24TRF	SYS-5038MA-H24TRF
Processor Support	8 set of Intel® Xeon® processor D-1541, 8-Core, 45W	24 set of Intel® Xeon® Processor D-1531, 6-core, 45W	24 set of Intel® Atom® processor C2750 (20W, 8-Core)
Key Applications	<ul style="list-style-type: none"> Cloud Computing Web Cache Web Hosting, VM Social Networking CDN 	<ul style="list-style-type: none"> Cloud Computing Web Cache Web Hosting, VM Social Networking CDN 	<ul style="list-style-type: none"> CDN Hosting & Application delivery Web Cache Web Server Memcache
Outstanding Features	<ul style="list-style-type: none"> 4x M.2 support (3x 22110, 1x 2240) Up to 8x hot-pluggable node in 3U chassis 1 PCI-E 3.0 (x8) low-profile Redundant 1600W Titanium Level high-efficiency power supplies Hot-swappable SAS/SATA3 HDDs UID LED 	<ul style="list-style-type: none"> Low Power Xeon D SoC 6 Core Dual Intel i350 GbE LAN 128GB DDR4 ECC RDIMM/64GB ECC UDIMM Redundant 1600W Platinum Level power supply UID LED 	<ul style="list-style-type: none"> 24x Intel® Atom® processor Nodes in 12 hot-plug sleds, 2 nodes per sled 1620W Redundant Platinum Level high-Efficiency power supplies 2x 2.5" SATA 3.0 (6Gbps) HDDs per node 2 Gigabit Ethernet Ports per Node 32GB of DDR3 Unb. VLP ECC Memory per Node
Serverboard	SUPER● X10SDD-F	SUPER● X10SDE-DF	SUPER● A1SA2-2750F
Chipset	Intel® Xeon® Processor D SoC	Intel® Xeon® Processor D SoC	Intel® Atom® processor SoC
System Memory (Max.)*	8 set of up to 128GB DDR4 ECC RDIMM, 64GB DDR4 ECC/non-ECC UDIMM, in 4 DIMM slots	24 set of up to 128GB DDR4 VLP ECC RDIMM/64GB DDR4 VLP ECC UDIMM in 4 DIMM slots	24 set of up to 32GB ECC UDIMM, VLP DDR3-1600MHz in 4 DIMM Slots
Expansion Slots	8 set of PCI-E 3.0 x8 low profile slot and 8 set of Micro-LP slots (MicroLP upgradable)	N/A	N/A
Onboard Storage Controller	8 set of System on Chip	24 set of SoC controller for 2 SATA3 (6 Gbps) port	24 set of Intel® Atom® processor SoC for SATA3 (6Gbps) ports; RAID 0,1
Connectivity	8 set of Dual LAN Intel® i350 GbE LAN controller	24 set of Dual port GbE and 1 dedicated IPMI per node	24 set of Dual port GbE
VGA/Audio	8 set of AST2400 VGA	24 set of AST2400 VGA	24 set of AST2400 VGA
Management	8 set of IPMI 2.0 + KVM with dedicated LAN, Intel® Node Manager, SUM, SPM, SSM, SuperDoctor™ 5, Watchdog	12 set of IPMI 2.0 + KVM with dedicated LAN (1 set shared between 2 nodes)	12 set of IPMI 2.0 + KVM with dedicated LAN (1 set shared between 2 nodes)
Drive Bays	8 set of 2x 3.5" SATA3 HDD; or 2x 2.5" SATA3 w/ option kits	24 set of 1x 2.5" HDD fixed per node.	24 set of 2x 2.5" SATA3 fixed HDDs per node
Peripheral Bays	1600W Redundant Titanium Level high-efficiency power supplies	1600W Redundant Platinum Level High-Efficiency power supplies	1620W Redundant Platinum Level High-Efficiency power supplies
Power Supply	4x 8cm hot-swap cooling fans with fan speed control	4x 9cm Heavy duty fan with optimal cooling zone	4x 9cm Heavy duty fans with optimal cooling zone
Cooling System	3U Rackmount 438.4 x 132.5 x 589mm (17.26" x 5.21" x 23.2")	3U Rackmount 438 x 132 x 749.3mm (17.5" x 5.21" x 29.5")	3U Rackmount 444.5 x 132.5 x 749.3mm (17.5" x 5.21" x 29.5")
Form Factor	2U Rackmount; Enclosure: 437 x 89 x 723mm (17.2" x 3.5" x 28.46")	2U Rackmount; Enclosure: 437 x 89 x 723mm (17.2" x 3.5" x 28.46")	2U Rackmount; Enclosure: 437 x 89 x 723mm (17.2" x 3.5" x 28.46")

* Please check with your Supermicro sales representative and website for compatibility and configuration details



24 UP Nodes



12 Hot-plug UP Nodes



MODEL	SYS-5038ML-H24TRF	SYS-5038ML-H12TRF SYS-5038ML-H12TRFG
Processor Support	24 set of 4 th Generation Intel® Core™ i3 processor, Intel® Celeron® processor, Intel® Pentium® processor or Intel® Xeon® processor E3-1200 v3 product families; Socket H3 (LGA 1150) up to 80W CPU	12 set of 4 th Generation Intel® Core™ i3 processor, Intel® Celeron® processor, Intel® Pentium® processor or Intel® Xeon® processor E3-1200 v4/v3 product families; Socket H3 (LGA 1150) up to 80W CPU
Key Applications	<ul style="list-style-type: none"> • Cloud Computing • Web Cache, CDN, Video Streaming • Web/Collocating Service • Social networking/download 	<ul style="list-style-type: none"> • Cloud Computing • Web Cache, CDN, Video Streaming • Web/Collocating Service • Social networking/download
Outstanding Features	<ul style="list-style-type: none"> • 24x UP Nodes in 12 hot-plug sleds, 2 nodes per sled • 2000W Redundant Platinum Level Digital high-efficiency power supplies • 2x 2.5" SATA3 (6Gbps) HDDs or 4x 2.5" slim SSD w/ optional kit per sled • IPMI 2.0 + KVM with dedicated LAN • Multi-node UP server • UID LED 	<ul style="list-style-type: none"> • 12x Hot-plug UP Nodes in 3U • 1620W Redundant Platinum Level high-efficiency power supplies • 4x 2.5" SATA / 2x 3.5 HDDs per node • IPMI 2.0 + KVM with dedicated LAN • UID LED
Serverboard	SUPER●X10SLE-DF	-H12TRF: SUPER●X10SLE-F -H12TRFG: SUPER●X10SLE-HF (-OEM)
Chipset	Intel® C224 chipset	-H12TRF: Intel® C224 chipset -H12TRFG: Intel® C226 chipset
System Memory (Max.)*	24 set of up to 32GB ECC UDIMM, VLP DDR3-1600 MHz in 4 DIMM slots	12 set of up to 32GB ECC UDIMM, VLP DDR3-1600 MHz in 4 DIMM slots
Expansion Slots	N/A	12 set of Micro-LP slots (Micro-LP upgradable)
Onboard Storage Controller	24 set of Intel® C224 controller for 2 SATA 3 *6Gbps) ports; RAID 0, 1,5, 10	12 set of Intel® C224 controller for 4 SATA3 (6Gbps) ports; RAID 0,1,5,10
Connectivity	24 set of Dual LAN Intel® i350 GbE LAN controller	12 set of Dual LAN Intel® i350 GbE LAN controller
VGA/Audio	24 set of AST2400 VGA	12 set of AST2400 VGA
Management	12 set of IPMI 2.0 + KVM with dedicated LAN, Intel® Node Manager, SUM, SPM, SSM, SuperDoctor® 5, Watchdog	12 set of IPMI 2.0 + KVM with dedicated LAN, Intel® Node Manager, SUM, SPM, SSM, SuperDoctor® 5, Watchdog
Drive Bays	24 set of 1x 2.5" SATA3 fixed HDDs; or 2x 2.5" slim SSD w/ optional kit	12 set of 2x 3.5" SATA3 fixed HDDs or 4x 2.5" fixed SATA3 HDDs w/ optional kit
Peripheral Bays	2000W Redundant Platinum Level Digital high-efficiency power supplies	1620W Redundant Platinum Level high-efficiency power supplies
Power Supply	4x 9cm Heavy duty fans with optimal cooling zone	4x 9cm Heavy duty fans with optimal cooling zone
Cooling System	3U Rackmount 444.5 x 132.5 x 791.2mm (17.5" x 5.21" x 31.15")	3U Rackmount 444.5 x 132.5 x 749.3mm (17.5" x 5.21" x 29.5")
Form Factor	2U Rackmount; Enclosure: 437 x 89 x 723mm (17.2" x 3.5" x 28.46")	2U Rackmount; Enclosure: 437 x 89 x 723mm (17.2" x 3.5" x 28.46")

* Please check with your Supermicro sales representative and website for compatibility and configuration details



8 Hot-plug UP Nodes



8 Hot-plug UP Nodes



MODEL	SYS-5038ML-H12TRF SYS-5038ML-H12TRFG	SYS-5038MR-H8TRF
Processor Support	8 set of 4th Generation Intel® Core™ i3 processor, Intel® Celeron® processor, Intel® Pentium® processor or Intel® Xeon® processor E3-1200 v4/v3 product families; Socket H3 (LGA 1150), up to 84W CPU	8 set of Intel® Xeon® Processor E5-2600 v4/v3 product families, and Intel® Xeon® Processor E5-1600 v4/v3 product families
Key Applications	<ul style="list-style-type: none"> • Cloud Computing • Web Cache, CDN, Video Streaming • Web/Collocating Service • Social networking/download 	<ul style="list-style-type: none"> • CDN • Cloud Computing • Social Networking • Video Streaming • Web Cache
Outstanding Features	<ul style="list-style-type: none"> • 8x Hot-plug UP Nodes in 3U • 1 PCI-E x8 slot • 1620W Redundant Platinum Level high-efficiency power supplies • IPMI 2.0 + KVM with dedicated LAN • Hot-swappable SAS/SATA3 (6Gbps) HDDs • UID LED 	<ul style="list-style-type: none"> • 8 x Hot-plug UP nodes in 3U • 1 x PCI-E x8 slot • 1620W Redundant Platinum Level high-efficiency power supplies • IPMI 2.0 + KVM with dedicated LAN • Hot-swappable SAS/SATA3 (6Gbps) HDDs • UID LED
Serverboard	SUPER● X10SLD-F SUPER● X10SLD-HF (-OEM)	SUPER● X10SRD-F
Chipset	Intel® C224 chipset Intel® C226 chipset (-OEM)	Intel® C612 Chipset
System Memory (Max.)*	8 set of up to 32GB ECC UDIMM, DDR3-1600 MHz in 4 DIMM slots	4 DIMMs per node, support up to 512GB ECC 3DS LRDIMM / 256GB ECC LRDIMM / 128GB ECC RDIMMS 2400/2133/1866/1600 MHz Memory
Expansion Slots	8 set of PCI-E 3.0 x8 low-profile slot and 8 set of Micro-LP slots (Micro-LP upgradable)	8 set of 1 PCI-E 3.0 x8 (low profile) and 8 set of Micro-LP slots (Micro-LP upgradable)
Onboard Storage Controller	8 set of Intel® C224 controller for 2 SATA3 (6Gbps) ports; RAID 0,1; Selected low-profile RAID or HBA RAID card to support SAS HDD	8 set of Intel® C612 for 2 SATA3 (6Gbps) ports; RAID 0, 1; Selected low-profile RAID or HBA RAID card to support SAS HDD
Connectivity	8 set of Dual LAN Intel® i350 GbE LAN controller	8 set of Dual LAN with 2x Intel I350 Gigabit Ethernet controllers
VGA/Audio	8 set of AST2400 VGA	8 set of AST2400 VGA
Management	8 set of IPMI 2.0 + KVM with dedicated LAN, Intel® Node Manager, SUM, SPM, SSM, SuperDoctor™ 5, Watchdog	8 set of Dedicated Management LAN port
Drive Bays	8 set of 2x 3.5" hot-swap SAS/SATA3 (6Gbps) HDDs	8 set of 2 x 3.5" hot-swap SATA3/SAS (6Gbps) drive bays
Peripheral Bays	1620W Redundant Platinum Level high-efficiency power supplies	1620W Redundant Platinum Level high-efficiency power supplies
Power Supply	4x 8cm Heavy duty fans with optimal cooling zone	4x 8cm hot-swap cooling fans with fan speed control
Cooling System	3U Rackmount 438.4 x 132.5 x 589mm (17.26" x 5.21" x 23.2")	3U Rackmount 387 x 132 x 585mm (15.25" x 5.2" x 23")
Form Factor	2U Rackmount; Enclosure: 437 x 89 x 723mm (17.2" x 3.5" x 28.46")	2U Rackmount; Enclosure: 437 x 89 x 723mm (17.2" x 3.5" x 28.46")

*Please check with your Supermicro sales representative and website for compatibility and configuration details

X11 SuperWorkstation

NEW!

Intel® Xeon® Scalable Processors Supported



Server Grade Quality Workstations for High Performance Workloads

- **Compact DP Workstation (SYS-7039A-i)**
- **High End DP Workstation (SYS-7049A-T)**
- **GPU Optimized DP Workstation (SYS-7049GP-TRT)**



Server Grade Quality for Knowledge Workers

Supermicro's new generation X11 SuperWorkstations are optimized for applications requiring powerful graphics capabilities including rendering, image processing, scientific and engineering tasks. With rich multimedia features, these systems are also the perfect choice for digital entertainment.

Supermicro's server grade SuperWorkstation motherboards support up to: 2TB ECC DDR4-2666MHz memory in 16 DIMM slots, 6 PCI-E slots including 3 PCI-E 3.0 x16 slots and 1 PCI-E x4 (in x8) for GPU/Coprocessor cards, 8 ports of Broadcom® 3008 SAS 3.0 (12Gbps) with Software RAID, and dual Gigabit Ethernet LAN ports. The extremely feature-rich workstations also feature Other useful workstation features include 7.1 HD audio, 11 USB ports (6 USB 3.0), Thunderbolt AOC, 7+ year product life cycle, and 205160W CPU support for exceptional performance.

The workstations are available in Compact DP, High-End DP and GPU-Optimized workstation configurations.



X11 SuperWorkstation

Compact High-Performance



X11 SuperWorkstation

Compact High-Performance



MODEL	SYS-7039A-i	SYS-7049A-T
Processor Support	Intel® Xeon® Processor Scalable Family - Skylake Dual Socket P (LGA 3647) supported; 2 UPI up to 10.4 GT/s; CPU TDP support 205W	Intel® Xeon® Processor Scalable Family - Skylake Dual Socket P (LGA 3647) supported; 2 UPI up to 10.4 GT/s; CPU TDP support 205W
Key Applications	<ul style="list-style-type: none"> • 2D/3D and CAD Applications • 3D Rendering • CAD/CAM/CAE • Digital Content Creation • Oil and Gas Simulation • Research lab/National Lab 	<ul style="list-style-type: none"> • 2D/3D and CAD Applications • 3D Rendering • CAD/CAM/CAE • Digital Content Creation • Oil and Gas Simulation • Research lab/National Lab
Outstanding Features	<ul style="list-style-type: none"> • Whisper quiet and compact • Multiple GPU support 	<ul style="list-style-type: none"> • Tower or 4U Rackmount System • Multiple GPU support
Serverboard	SUPER● X11DAi-N	SUPER● X11DAi-N
Chipset	Intel® C621 chipset	Intel C621
System Memory (Max.)*	Up to 2TB 3DS ECC LRDIMM, DDR4-2666MHz, in 16 DIMM slots	Up to 2TB 3DS ECC LRDIMM, DDR4-2666MHz, in 16 DIMM slots
Expansion Slots	4 PCI-E 3.0 x16; 2 PCI-E 3.0 x8	4 PCI-E 3.0 x16; 2 PCI-E 3.0 x8
Onboard Storage Controller	Intel® C621 controller for 10 SATA3 (6 Gbps) ports; RAID 0,1,5,10;	Intel® C621 controller for 10 SATA3 (6 Gbps) ports; RAID 0,1,5,10;
Connectivity	N/A	N/A
VGA/Audio	1 VGA, 1 Aspeed AST2500 BMC;	1 VGA D-Sub Connector
Management	Intel® Node Manager; IPMI2.0; SPM; SSM; SUM; SuperDoctor® 5; Watchdog;	IPMI2.0
Drive Bays	4x 3.5" fixed drive bay, optional 4x 2.5" fixed drive bay	8x 3.5" hot-swap SAS/SATA drive bay
Peripheral Bays	2x 5.25 drive bays	3x 5.25 drive bays
Power Supply	1200W High-efficiency (Platinum level) PWS	1200W High-efficiency (Platinum level) PWS
Cooling System	1x 12cm rear exhaust fan; 1x 12cm (front) cooling fan	2 Super quiet PWM chassis fan & 1 Super quiet rear fan with Optimal Fan Speed Control
Form Factor	Mid-Tower ; Enclosure: 193 x 424 x 525mm (7.6" x 16.7" x 20.68")	4U Tower or Rackmount; Enclosure: 178 x 452 x 648mm (7" x 17.8" x 25.5")

* Please check with your Supermicro sales representative and website for compatibility and configuration details

SuperServer®

High Performance Super Workstation, Versatile Features & I/O Access



SuperWorkstation



MODEL	SYS-5039A-iL	SYS-5039A-I
Processor Support	6th Generation Intel® Core™ i7 Processor, Intel® Core™ i5 Processor, Intel® Core™ i3 Processor product families; Intel® Xeon® processor E3-1200 v5 product families	Intel® Xeon® Processor Skylake-W Intel® Xeon® Processor W Family
Key Applications	<ul style="list-style-type: none"> CAD/CAM/CAE Digital Imaging Entry-Level Workstation Medical Applications Oil & Gas Simulation & Automation 	<ul style="list-style-type: none"> High Performance Single Socket Workstation Designed for 2D/3D content creation professionals
Outstanding Features	<ul style="list-style-type: none"> Cost effective UP platform SATA 3.0 (6Gbps) support 	<ul style="list-style-type: none"> Versatile storage options Multi-GPU support
Serverboard	SUPER● X11SAE	SUPER● X11SRA
Chipset	Intel® C236 chipset	Intel® C422 chipset
System Memory (Max.)*	Up to 64GB Unbuffered ECC/non-ECC, DDR4-2133MHz in 4 DIMM slots	Up to 256GB Registered ECC, DDR4-2666MHz in 8 DIMM slots
Expansion Slots	2 PCI-E 3.0 x16 (x16/NA or x8/x8); 2 PCI-E 3.0 x1 (in x4); 2 PCI-32 Slots	PCI-E slot #1 supports (x4) and slot #4 (x16) is disabled when an Intel Core i7-5820K is installed
Onboard Storage Controller	Intel® C236 controller for 8 SATA3 (6 Gbps) ports; RAID 0,1,5,10+ 1 PCI-E M.2(PCI-E x4, 2242/2260/2280)(No Raid Support)	Intel® C422 controller for 6 SATA3 (6 Gbps) ports; RAID 0,1,5,10*IRST enabled, only SATA2 to SATA5 support RAID;
Connectivity	Single LAN with Intel® Ethernet Controller i210-AT; Single LAN with Intel® PHY I219LM LAN controller	N/A
VGA/Audio	1 DVI - D, 1 DP (DisplayPort), 1 HDMI ALC 888S HD Audio	N/A
Management	AMT; SuperDoctor® 5; vPro; Watchdog;	AMT; SuperDoctor® 5; Watchdog;
Drive Bays	4x 3.5" internal fixed drive bays; Optional 4x 2.5" internal fixed drive bays	4x 3.5" fixed drive bay 4x 2.5" fixed drive bay
Peripheral Bays	2x standard 5.25" drive bays; 1x 3.5" device bay	2x standard 5.25" drive bay 1x card reader module
Power Supply	500W high-efficiency power supply	No Redundant 1 Qty. PWS-903-PQ
Cooling System	1x 12cm (1859 RPM)	1x 12cm rear exhaust fan; 1x 12cm (front) cooling fan
Form Factor	Mid-Tower 424 x 193 x 525mm (16.7" x 7.6" x 20.68")	Mid-Tower 16.7" (424mm) x 7.6" (193mm) x 20.68" (525mm)(16.7" x 7.6" x 20.68") (21.38" x 11.97" x 25.28")

* Please check with your Supermicro sales representative and website for compatibility and configuration details

SuperWorkstation

High-End Desktop Designed For Power Users



SuperWorkstation

Thunderbolt Support, Supports 2 GPU/Coprocessor



MODEL	SYS-5039AD-I	SYS-7038A-i
Processor Support	Intel® Core™ i5 X-series Processor Intel® Core™ i7 X-series Processor Intel® Core™ i9 Extreme X-series Processor Intel® Core™ i9 X-series Processor	Dual Intel® Xeon® Processor E5-2600 v4/v3 product families supported; QPI up to 9.6GT/s (up to 160W)
Key Applications	<ul style="list-style-type: none"> High-End Desktop Extreme Gaming High-performance computing Simulation and Creation Design 	2D/3D and CAD Applications 3D Rendering CAD/CAM/CAE Digital Content Creation Digital Imaging
Outstanding Features	<ul style="list-style-type: none"> IPMI 2.0 Management 5Gb LAN Supports up to 3 double-width GPUs CPU and Memory Overclocking Support Metallic reinforced PCIe and memory slots 	Thunderbolt 2.0 AOC Support Support 2 double width GPUs + 1 single width graphic card 6x USB 3.0 ports Up to 160W CPU support
Serverboard	SUPER● C9X299-PGF	SUPER● X10DAi
Chipset	Intel® X299 chipset	Intel® C612 Chipset
System Memory (Max.)*	Up to 128GB Unbuffered non-ECC, DDR4-2666MHz in 8 DIMM slots	Up to 2TB ECC 3DS LRDIMM or RDIMM DDR4-2400MHz in 16 DIMM slots
Expansion Slots	4 PCI-E 3.0 x16; ; ***4xPCIe3.0 x16 Slots(8/NA/16/16 or 8/8/8/16 or NA/4/8/16(Skylake-X 28 Lanes) or NA/4/4/8(Kabylake-X), 1xPCIe3.0x1 slots***	3 PCI-E 3.0 x16 (2 double-width, 1 single-width), 2 PCI-E 3.0 x8 (1 in x16 slot), 1 PCI-E 3.0 x4 (1 in x16 slot), Support Thunderbolt 2.0 AOC
Onboard Storage Controller	6 SATA3 (6 Gbps) ports; RAID 0,1,5,10;	Intel® C612 controller for 10 SATA3 (6 Gbps) ports; RAID 0,1,5,10
Connectivity	N/A	Dual LAN with Intel® i210 Gigabit Ethernet Controller
VGA/Audio	1 VGA	7.1 HD Audio
Management	SuperDoctor® 5; Watchdog;	NMI, SuperDoctor® 5, Watchdog
Drive Bays	6x 3.5" fixed drive bay 4x 2.5" fixed drive bay	4x 3.5" internal fixed drive bays; optional 4x 2.5" internal fixed drive bays
Peripheral Bays	2x standard 5.25" drive bay	2x standard 5.25" drive bays; 1x 3.5" device bay
Power Supply	ATX 750W Multi-output Power supply with modular cable 80Plus Gold,	900W Gold Level Multi-Output Power Supply
Cooling System	2x 12cm front cooling fan; 1x 12cm rear exhaust fan;	2x 12cm (1859 RPM)
Form Factor	Mid-Tower 7.9" (200mm) x 18.1" (460mm) x 19.4" (493mm); Enclosure: 201 x 460 x 493mm (7.9" x 18.1" x 19.4") Package: 361 x 632 x 610mm (14.2" x 24.9" x 24")	Mid-Tower 424 x 193 x 525mm (16.7" x 7.6" x 20.68")

* Please check with your Supermicro sales representative and website for compatibility and configuration details



Thunderbolt Support
Supports 2 GPU/Coprocessor



Thunderbolt Support
Supports 4 GPU/Coprocessor



MODEL	SYS-7048A-T	SYS-7048GR-TR
Processor Support	Dual Intel® Xeon® Processor E5-2600 v4/v3 product families supported; QPI up to 9.6GT/s (up to 160W)	Dual Intel® Xeon® Processor E5-2600 v4/v3 product families supported; QPI up to 9.6GT/s
Key Applications	<ul style="list-style-type: none"> • 2D/3D and CAD Applications • 3D Rendering • CAD/CAM/CAE • Digital Content Creation • Digital Imaging 	<ul style="list-style-type: none"> • HPC cluster computer nodes • Simulation and Creation Design • Imaging and Computer Vision
Outstanding Features	<ul style="list-style-type: none"> • Tower or 4U Rackmount System • Thunderbolt 2.0 AOC Support • Support 2 double-width + 1 single-width GPUs/Coprocessor • 8x 3.5" hot-swap drive bays • Up to 160W CPU support 	<ul style="list-style-type: none"> • 16 DIMM slots • 2000W Redundant Titanium Level high-efficiency power supplies • 16 DIMM slots • 8 Hot-swap 3.5" SATA/SAS drive bays • IPMI 2.0 + KVM with dedicated LAN • 7.1 HD Audio Header • 4 x PCI-E 3.0 x16 slots, 2 x PCI-E 3.0 x8 (1 in x16), 1 x PCI-E 2.0 x4 (in x8)
Serverboard	SUPER● X10DAi	SUPER● X10DRG-Q
Chipset	Intel® C612 Chipset	Intel® C612 chipset
System Memory (Max.)*	Up to 2TB ECC 3DS LRDIMM or RDIMM DDR4-2400MHz in 16 DIMM slots	Up to 2TB ECC 3DS LRDIMM or RDIMM DDR4-2400MHz in 16 DIMM slots
Expansion Slots	3 PCI-E 3.0 x16 (2 double-width, 1 single-width), 2 PCI-E 3.0 x8 (1 in x16 slot), 1 PCI-E 3.0 x4 (1 in x16 slot), Support Thunderbolt 2.0 AOC	4 PCI-E 3.0 x16 (double-width), 2 PCI-E 3.0 x8 (1 in x16 slot), 1 PCI-E 2.0 x4 (in x8), Support Thunderbolt 2.0 AOC
Onboard Storage Controller	Intel® C612 controller for 10 SATA3 (6 Gbps) ports; RAID 0,1,5,10	Intel® C612 AHCI controller for 8 SATA3 (6 Gbps) ports; RAID 0,1,5,10;
Connectivity	Dual LAN with Intel® i210 Gigabit Ethernet Controller	Dual LAN with Intel® i350 Gigabit Ethernet Controllers
VGA/Audio	7.1 HD Audio	AST2400 VGA
Management	NMI, SuperDoctor® 5, Watchdog	IPMI 2.0 + KVM with dedicated LAN, Intel® Node Manager, SUM, SPM, SSM, SuperDoctor® 5, Watchdog
Drive Bays	8x 3.5" hot-swap SAS/SATA drive bay	8x hot-swap 3.5" SAS/SATA drive bays
Peripheral Bays	3x standard 5.25" drive bays	3x 5.25" drive bays in storage module - rotates 90° for Rackmount, 1x 3.5" fixed drive bay
Power Supply	1200W Platinum Level Multi-Output Power Supply	2000W Redundant Titanium Level high-efficiency power supplies with PC & PMBus
Cooling System	2x 2800 RPM fan; 1x 2700 RPM fan	4x 92x38mm 4-pin PWM Middle Cooling Fans, 2x 80x38mm 4-pin PWM Rear Exhaust Fans
Form Factor	Tower/4U Rackmount 452 x 178 x 647mm (17.8" x 7" x 25.5")	4U Tower 462 x 178 x 673mm (18.2" x 7" x 26.5")

* Please check with your Supermicro sales representative and website for compatibility and configuration details

High Performance Super Workstation, Versatile Features

High Performance Super Workstation, Versatile Features & I/O Access

Gaming System, Extreme Performance, Triple Display Support



MODEL	SYS-5038A-i	SYS-5038A-iL	SYS-5038AD-T
Processor Support	Single Intel® Xeon® Processor E5-2600 v3, Intel® Xeon® Processor E5-1600 v3, 4th gen. Intel® Core™ i7 processor product families	4th Generation Intel® Core™ i7 Processor, Intel® Core™ i5 Processor, Intel® Core™ i3 Processor, Intel® Xeon® processor E3-1200 v3 product families	4th Generation Intel® Core™ i7 Processor, Intel® Core™ i5 Processor, and Intel® Core™ i3 Processor product families
Key Applications	<ul style="list-style-type: none"> Powerful Multitasking Workstation 2D/3D and CAD Applications High Performance Computer Cluster (HPCC) 	<ul style="list-style-type: none"> CAD/CAM/CAE Digital Imaging Entry-Level Workstation High-performance computing Medical Applications Oil & Gas Simulation & Automation 	<ul style="list-style-type: none"> Gaming HPC Media/Streaming Multimedia Appliance
Outstanding Features	<ul style="list-style-type: none"> Whisper-quiet operation (21dB) SATA 3.0 (6Gbps) support 900W Gold Level Multi-Output power supply 	<ul style="list-style-type: none"> Cost effective UP platform SATA 3.0 (6Gbps) support 	<ul style="list-style-type: none"> SATA 3.0 (6Gbps) support 900W Gold Level Multi-Output power supply
Serverboard	SUPER● X10SRA	SUPER● X10SAE	SUPER● C7Z87-OCE
Chipset	Intel® C612 chipset	Intel® C226 chipset	Intel® Z87 chipset
System Memory (Max.)*	Up to 512GB ECC DDR4 2133MHz LRDIMM or 64GB ECC/non-ECC UDIMM (available with Core i7 only); 8 DIMM slots	Up to 32GB ECC/Non-ECC UDIMM in 4 slots; DDR3 up to 1600 MHz	Up to 32GB Unbuffered non-ECC, DDR3-1600 MHz in 4 DIMM slots (support overclocking up to 2133MHz (OC**)/2200MHz (OC**)/2400MHz (OC**)/2600MHz (OC*)/2800MHz (OC**)/3000MHz (OC**))
Expansion Slots	4x PCI-E 3.0 x16 slots (runs at 16/16/NA/8 or 16/8/8/8) 2x PCI-E 2.0 x1 (in x4) slots	2 PCI-E 3.0 x16 (x16/NA or x8/x8); 3 PCI-E 2.0 x1 in x4 slots 2 PCI-E 32-bit	3 PCI-E 3.0 x16 slots (16/NA/NA or 8/8/NA or 8/4/4); 3 PCI-E 2.0 x1 (in x4 slot)
Onboard Storage Controller	SATA3 (6Gbps) via C612 controller (RAID 0, 1, 5, 10 support)	Intel® C226 controller for 6 SATA3 (6Gbps) ports; RAID 0,1,5,10; ASM1061 controller for 2 SATA3 (6Gbps) ports; RAID 0,1	Intel® Z87 controller for 6 SATA3 (6Gbps) ports; RAID 0,1,5,10; ASM1061 controller for 2 SATA3 (6Gbps) ports
Connectivity	Dual Gigabit LAN with Intel® Ethernet Controller I210-AT	Single LAN with Intel® Ethernet Controller I210; Single LAN with Intel® Ethernet Controller I217	Single LAN with Intel® Ethernet Controller i210AT; Single LAN with Intel® Ethernet Controller i217V
VGA/Audio	ALC 1150 HD Audio	1 DVI, 1 VGA, 1 HDMI, 1 Display Port; Triple Display Capable, ALC 1150HD	1 DVI, 1VGA, 1 HDMI and 1 Thunderbolt port; ALC 1150HD
Management	SuperDoctor III; SuperDoctor® 5; Watchdog	AMT; SuperDoctor III; vPro; Watchdog	SuperDoctor III; Watchdog
Drive Bays	4x 3.5" internal fixed drive bays; Optional 4x 2.5" internal fixed drive bays	4x 3.5" internal fixed drive bays; Optional 4x 2.5" internal fixed drive bays	3x 3.5" internal hot-swap drive bays, 2x 3.5" front hot-swap drive bays & optional front 4x 2.5" hot-swap drive bay cage
Peripheral Bays	2x standard 5.25" optical device bays; 1x standard 3.5" device bay	2x standard 5.25" optical device bays; 1x standard 3.5" device bay	2x standard 5.25" drive bays; 1x standard 3.5" drive bay
Power Supply	900W Gold Level high-efficiency power supply	500W high-efficiency power supply	900W Gold Level Multi-Output power supply
Cooling System	1x 12cm (1859 RPM) rear exhaust fan	1x 12cm (1859 RPM) rear exhaust fan	1x 12cm rear exhaust fan, 1x 12cm front cooling fan; Support liquid cooling ready
Form Factor	Mid-Tower 424 x 193 x 525mm (16.7" x 7.6" x 20.68")	Mid-Tower 424 x 193 x 525mm (16.7" x 7.6" x 20.68")	Gaming Mid-Tower 220 x 510 x 580mm (8.66" x 20.08" x 22.83")

*Please check with your Supermicro sales representative and website for compatibility and configuration details

IoT/Embedded & Edge Computing Solutions

Connecting the Intelligent World from Devices to the Cloud

• Long Life Cycle • High-Efficiency • Compact Form Factor • High Performance • Global Services

High-Density Processing Power at the Edge - Intel® Xeon® D-1500/2100



SYS-E300-9D



SYS-5019D-FN8TP



SYS-E200-8D



SYS-5028D-TN4T

Low Power Processing Power - Intel® Atom® C2000/C3000



SYS-E200-9A



SYS-E300-9A



SYS-5019A-FTN4



SYS-5029A-2TN4

Fanless Embedded Systems - Intel® Atom® E3900/Pentium® N2400



SYS-E100-9S



SYS-E100-9AP/9APP



SYS-E100-9AP-IA



SYS-E50-9AP

Expanding our Product Portfolio to address emerging IoT/Embedded Edge Market

Supermicro provides innovative and first-to-market technologies that are the building blocks for today's embedded computing platforms. Rapid growth in the embedded markets and open standards are driving the need for higher levels of product integration and optimization through network connectivity, remote management, mobile communication, expanded I/O, and device to device communications using space and power efficient configurations.

Supermicro's family of high-performance embedded products are optimized for a wide range of applications and solutions:



Communication & Networking



Digital Signage



Digital Surveillance



Industrial Automation



Intelligent Transportation



Cloud Storage



Medical Imaging



On Demand Video



Retail Sales

Supermicro offers many flexible and customized solutions for critical OEM projects, as well as advanced designs for stringent environments, firmware customization, BOM enhancements, and a wider range of legacy IO support.

IoT/Embedded Short Depth

IoT/Embedded



MODEL	SYS-5019D-FN8TP	SYS-5019S-TN4
Processor Support	Intel Skylake Xeon D-2146NT SoC, 2.3GHz, 8 Core, 80W † BIOS version 2.0 or above is required	Intel® Xeon® Processor E3-1585v5, Skylake-H
Key Applications	<ul style="list-style-type: none"> • Network Security Appliance • SDN-WAN, vCPE controller box • NFV Edge Computing Server • Virtualization Server • IoT Edge Computing 	<ul style="list-style-type: none"> • Virtual Hosted Desktop(VHD) • Digital Recording System • Media/Content Streaming Server • Support Intel Quick Sync Video
Outstanding Features	<ul style="list-style-type: none"> • Built in Intel QAT up to 40Gbps Crypto/Compression • Supports up to 8C high Density SKL-D SoC processor for edge network computing • High Memory Bandwidth-Supports 4 DDR4 channel DIMMs(ECC LRDIMM or ECC RDIMM) with up to 2133 MHz memory speed , Max memory capacity up to 512GB on LRDIMM • 8 LAN ports support(2 x 10G SFP+, 2 x 10GBase-T, 4 x GbE) • Support on board 1 M.2 slot M key for SSD, 2242/80, 1 M.2 B Key for SSD/ WAN card, 1 Mini-PCI-E with mSATA Support • 2 x USB 3.0, 4 x SATA 3.0 ports(SATA/SAS HDD/SSD) 	<ul style="list-style-type: none"> • Faster Transcoding for Web Streaming • 4x SATA3(6Gbps) via C236; RAID 0, 1, 5, 10 • Intel Iris Pro Graphics with 128M B of on-Package cache (eDRAM) for high performance graphics • VHD, Media CODEC (HEVC, JPEG, VP8) and IPMI 2.0 (Shared LAN) • Up to 18 AVC streams or 8 HEVC streams at 1080p 30FPS, or 2 HEVC streams at 4K 30FPS
Serverboard	SUPER● X11SDV-8C-TP8F	SUPER● X11SSV-M4F
Chipset	System On Chip	Intel® C236 chipset
System Memory (Max.)*	4 x DDR4 DIMM 512 GB up to 2667MHz LRDIMM or 256GB RDIMM, ECC/non-ECC	Up to 32GB ECC Unbuffered SO-DIMM DDR4 2133MHz; 2 DIMM slots
Expansion Slots	1 M.2 slot M key for SSD, 2242/80, 1 M.2 B Key for SSD/ WAN card, 1 Mini-PCI-E with mSATA Support, 1 PCI-E 3.0x8 slots,	1x PCIe 3.0 x16 1x M.2 (M key, 2242/80/110, PCIe3.0 x4 or SATA3) 1x Mini PCIe w/ mSATA
Onboard Storage Controller	SoC controller for 4 SATA3 (6 Gbps) ports	N/A
Connectivity	4x 1GbE LAN, 2 x 10GBase-T, 2 x 10G SFP+, 1x dedicated IPMI LAN, 2x USB 3.0 null	4x 1GbE LAN 4x USB 3.0*Intel Iris Pro P580 for VHD*
VGA/Audio	1x VGA	1x BMC VGA (DVI-A)
Management	IPMI 2.0	IPMI 2.0
Drive Bays	2x 3.5" internal drive bays or 4x 2.5" internal drive bays	1x 3.5" or 4x 2.5" HDD
Peripheral Bays	null	N/A
Power Supply	200W Low Noise AC-DC power supply with PFC	200W Low Noise AC-DC power supply with PFC
Cooling System	3x 40x28mm 4-PIN PWM Fan(FAN-0065L4, 13K RPM), null	3x 4028mm chassis fan 22K RPM 4-PIN PWM FAN with air shroud, N/A
Form Factor	1U Rackmount 437 x 43 x 249mm (17.2" x 1.7" x 9.8"); Enclosure: 437 x 43 x 249mm (17.2" x 1.7" x 9.8") Package: 655 x 155 x 465mm (25.8" x 6.1" x 18.3") ; Enclosure: 437 x 43 x 249mm (17.2" x 1.7" x 9.8") Package: 655 x 155 x 465mm (25.8" x 6.1" x 18.3")	Short Depth 1U Rack-mount; Enclosure: 432 x 43 x 249mm (17/2" x 1.7" x 9.8")

* Please check with your Supermicro sales representative and website for compatibility and configuration details

IoT/Embedded
Rear I/O Short Depth Server

IoT/Embedded



MODEL	SYS-5019A-12TN4	SYS-5019A-FTN4
Processor Support	Intel® Atom™ Processor C3850	Intel® Atom™ Processor C3758, Single Socket FCBGA1310 supported, 8-Core, TDP 25W
Key Applications	<ul style="list-style-type: none"> Virtual Router FireWall Applications Virtualization Low Power, Low Cost Applications 	<ul style="list-style-type: none"> Network Security Appliance Edge Computing Server Virtualization Server
Outstanding Features	<ul style="list-style-type: none"> Short Depth Low Power 	<ul style="list-style-type: none"> Intel QAT up to 20Gbps crypto + 20Gbps compression Intel® Quick Assist Technology 256GB DDR4 ECC RDIMM/64GB ECC UDIMM
Serverboard	SUPER● A2SDi-LN4F	SUPER● A2SDi-8C-HLN4F
Chipset	System on Chip chipset	System on Chip
System Memory (Max.)*	4x DDR4 2400 mHz DIMM slots	Up to 64/256GB DDR4-2400MHz UDIMM/RDIMM in 4 DIMM slots
Expansion Slots	1 PCI-E 3.0 x4; ; 1 miniPCIe with mSATA supports (half card only)	1 PCI-E 3.0 x4, 1 x M.2 (M key for SSD, 2242/80, PCIe3.0 x2 or SATA3)
Onboard Storage Controller	N/A	SoC controller for 4 SATA3 (6 Gbps) ports
Connectivity	Quad LAN with Intel® Ethernet Controller I350-AM4;	4x 1GbE LAN, 1x dedicated IPMI LAN, 2x USB 2.0
VGA/Audio	1 VGA	1x VGA
Management	IPMI 2.0	IPMI 2.0
Drive Bays	Supports up to 4 x 2.5" HDD	2x 3.5" internal drive bays or 4x 2.5" internal drive bays
Peripheral Bays	Supports up to 4 x 2.5" HDD	N/A
Power Supply	80 Gold Plus 240V PSU	200W Low Noise AC-DC power supply with PFC
Cooling System	2x 13K RPM FANS	2x 40x28mm 4-PIN PWM Fan, Optional 1x 40x28mm 4-PIN PWM Fan
Form Factor	Short Depth 19" Rackmountable; Enclosure: 437 x 43 x 249mm (17.2" x 1.7" x 9.8") Package: 655 x 155 x 465mm (25.8" x 6.1" x 18.3")	1U Rackmount 437 x 43 x 249mm (17.2" x 1.7" x 9.8"); Enclosure: 437 x 43 x 249mm (17.2" x 1.7" x 9.8") Package: 655 x 155 x 465mm (25.8" x 6.1" x 18.3")

* Please check with your Supermicro sales representative and website for compatibility and configuration details

IoT/Embedded
Security and Surveillance
Appliance Server, UP

IoT/Embedded
vPro, 3 Independent Displays

IoT/Embedded



MODEL	SYS-5019S-M2	SYS-1019S-M2	SYS-1019S-MP
Processor Support	Intel Xeon E3-1200 v5/v6 & 6th/7th Gen Intel® Core™ i7, i5, i3, Pentium®, Celeron® processor in LGA1151 BIOS version 2.0 or above is required to support Kaby Lake processors	Intel® 6th Generation Core™ i3 series Intel® 6th Generation Core™ i5 series Intel® 6th Generation Core™ i7 series Intel® Celeron® Intel® Pentium®	Intel® Xeon® Processor E3-1515M v5 (Skylake-H), Single socket FCBGA 1440, 4-Core, 8 Threads, 45W
Key Applications	<ul style="list-style-type: none"> Security and Surveillance Appliance Server Secure Storage Rack Workstation 	<ul style="list-style-type: none"> Industrial Automation & Control Military Compact Server VOIP and Network Appliances Medical Applications 7 Years Life Cycle 	<ul style="list-style-type: none"> Digital Signage Kiosk, Interactive information system Media Streaming server
Outstanding Features	<ul style="list-style-type: none"> Intel Xeon E3-1200 v5; 6th Gen Core i7, i5, i3 in 1U 2x DP, DVI-I, total 3x independent display 4x 3.5" SATA3 hot-swap drive bays Intel vPro™ and AMT 2x Gigabit LAN with AMT 7 year life cycle 	<ul style="list-style-type: none"> 6th Generation Intel Core i7, i5, i3, Pentium and Celeron Processor support Remote management via IPMI or vPro 2x Gigabit LAN ports, HDMI/DP/DVI-I, 3 independent displays Full Height and Full Length add on card support Power redundancy or BBP support 	<ul style="list-style-type: none"> Video Transcoding and Streaming Intel Iris Pro Graphics P580 with 128MB of on-Package cache (eDRAM) for high performance graphics HDMI, Display Port, DVI-I, 3 independent displays
Serverboard	SUPER® X11SSZ-F	SUPER® X11SSZ-QF	SUPER® X11SSV-M4
Chipset	Intel® C236 chipset	Intel® Q170 Express chipset	Intel® CM236 chipset
System Memory (Max.)*	Up to 4 DIMMs, 64 GB of 2400 MHz DDR4 UDIMM ECC/NON-ECC	Up to 64GB Unbuffered non-ECC, DDR4-2133MHz in 4 DIMM slots	Up to 32GB ECC/Non-ECC Unbuffered SO-DIMM DDR4 2133MHz; 2 DIMM slots
Expansion Slots	1x PCI Express 3.0 x16 FH, HL slot	1 PCI-E 3.0 x16 (in x16 slot)	1 Mini-PCIe (mSATA support), 1 M.2 PCIe 3.0 x4 (SATA support), M Key 2242/80
Onboard Storage Controller	Intel® C236 chipset	Intel® Q170 Express controller for 2 SATA3 (6 Gbps) ports; RAID 0,1	Intel® CM236 controller for 4 SATA3 (6 Gbps) ports; RAID 0,1,5,10; Intel RSTe
Connectivity	4x USB 3.0 (2x rear), 9x USB 2.0 (2x rear) 1x USB 2.0 Type A 2x Serial header 1x SuperDOM (shared) Audio headerAudio header	Single LAN with Intel® PHY I219LM LAN controller; Single LAN with Intel® Ethernet Controller I210-AT;	4x 1GbE LAN, 4x USB 3.0
VGA/Audio	Built-in from BMC	2 DP (DisplayPort), 1 DVI - I, 1 VGA, 1 Intel® HD Graphics, , 1 Aspeed AST2400 BMC;	1 HDMI2.0, 1 DP1.2, 1 DVI-I, Intel Iris Pro Graphics P580, 3 independent displays
Management	Integrated BMC with IPMI 2.0, KVM, Virtual Media over network	AMT; IPMI2.0; KVM with dedicated LAN; NMI; SuperDoctor® 5; vPro; Watchdog;	vPro AMT
Drive Bays	4x 3.5" SATA3 hot-swap drive bays, Intel RST	2x 2.5" fixed with bracket	1 internal 2.5" Hard Drive
Peripheral Bays	N/A	N/A	N/A
Power Supply	350W high-efficiency	1x PWS-407P-1R, Platinum Level and support 2nd redundant PSU PWS-407P-1R or battery backup unit PWS-206B-1R	84W DC power adapter
Cooling System	3x 4cm internal fans	4x 40x56mm PWM fan; 2x fans for AOC cooling	2x 6cm cooling fan
Form Factor	1U rackmount 1.7" x 17.2" x 23.4" (43 x 437 x 503 mm); Enclosure: 437 x 43 x 594mm (17.2" x 1.7" x 23.4")	1U 17.2" (437mm) x 1.7" (43mm) x 16.9" (429mm); Enclosure: 437 x 43 x 429mm (17.2" x 1.7" x 16.9") Package: 686 x 203 x 610mm (27" x 8" x 24")	Mini-ITX box; Enclosure: 195 x 68 x 195mm (7.68" x 2.68" x 7.68")

*Please check with your Supermicro sales representative and website for compatibility and configuration details

IoT/Embedded
Atom C3858 Denverton SoC, 12 Core

IoT/Embedded

IoT/Embedded
IOT Gateway with Intel Quark SoC 2.2W



MODEL	SYS-E300-9A	SYS-E200-9A	SYS-E100-8Q
Processor Support	Intel® Atom® C3858 Denverton Processor, SoC 12 Core, 25W, 2.0 GHz	Intel® Atom® processor C3558 † BIOS version 2.0 or above is required	Intel® Quark™ SoC X1021; CPU TDP support 2.2W
Key Applications	<ul style="list-style-type: none"> Embedded Networking Applications Network Security Appliance FireWall Applications Virtualization Server 	<ul style="list-style-type: none"> Virtualization Server Virtual-CPE White Box Entry-level Network Appliance 	<ul style="list-style-type: none"> Intel Moon Island Intel Gateway Solution of Internet of Things (formerly Moon Island) Low Power SoC for IOT Gateway
Outstanding Features	<ul style="list-style-type: none"> Dual SFP+, Dual 10GBase-T and Quad GbE Short depth (less than 10 depth) Best Performance per Watt 7 year life cycle IPMI 2.0 management with dedicated LAN 	<ul style="list-style-type: none"> Intel TXT, improved AES-NI, QuickAssist Technology Intel VT-x and VT-d for virtualization NEW flexible I/O model for peripheral connectivity TDP lowered and increased from Rangeley 8 or more SATA III ports – Potentially with port multiplier support* Significantly improved IPC compared to the Avonton/ Rangeley cores. We expect a 70% or so raw performance improvement per core 	<ul style="list-style-type: none"> Low power Apollo Lake Pentium N4200, 4C Fanless Compact Ruggedized Box PC 1 USB3.1, 2 USB 3.0, 4 USB 2.0 4 COM (RS-232/422/485) 2 Gigabit Ethernet Ports DIO via DB9 1 Line_out, 1 Mic-in
Serverboard	SUPER● A2SDi-TP8F	SUPER● A2SDi-4C-HLN4F	SUPER● A1SQN
Chipset	System on Chip chipset	SoC	X1021
System Memory (Max.)*	Up to 64 GB 2133MHz DDR4 SODIMM in 4 DIMM slots	Up to 128GB DDR4 RDIMM	Onboard 512MB DDR3 ECC memory
Expansion Slots	1x PCI Express 3.0 x4 AOC slot (LP)	1 x M.2 (M key , 2242/2280, PCIe3.0 x2 or SATA3)	2x Mini-PCI-E slots, 1x ZigBee module socket
Onboard Storage Controller	SoC controller for 4x SATA3.0	N/A	
Connectivity	2x USB 3.0, 1x M.2(M Key for SSD 2242/80, PCIe/ SATA3.0, 1x PCIe /w mSATA Half Size)2x USB 3.0, 1x M.2(M Key for SSD 2242/80, PCIe/SATA3.0, 1x PCIe /w mSATA Half Size	4 x 1GbE2 x USB 2.0 1 x USB 3.0 type A	Dual LAN with SoC
VGA/Audio	VGA via BMC	1 x VGA	1 HDMI and 1 VGA
Management	Intel® Node Manager, IPMI2.0, KVM with dedicated LAN, NMI, SUM, SuperDoctor® 5, Watchdog	1 x dedicated IPMI LAN, 2x USB 2.0	Watchdog
Drive Bays	2x 2.5" fixed drive bay: one with bracket, one on base mount. (1x 2.5" fixed drive bay when AOC area is occupied.)	1 x 2.5" SSD	N/A
Peripheral Bays	N/A	N/A	N/A
Power Supply	DC power adapter	60W lockable power adapter	15W Power Adapter with 12V DC input
Cooling System	Passive CPU heat sink and 2x 40mm chassis fans	2x 40mm chassis fan, N/A	Fanless Design
Form Factor	Mini-1U 10" (254mm) x 1.7" (43mm) x 8.9" (226mm); Enclosure: 254 x 43 x 226mm (10" x 1.7" x 8.9") Package: 381 x 276 x 142mm (15" x 10.87" x 5.59")	Compact Box 7.68" x 1.7" x 8.9"; Enclosure: 195 x 43 x 226mm (7.68" x 1.7" x 8.9") Package: 381 x 142 x 276mm (15" x 5.59" x 10.87")	IOT Gateway , 135 x 33 x 109mm (5.3" x 1.3" x 4.3")

* Please check with your Supermicro sales representative and website for compatibility and configuration details

IoT/Embedded
Skylake-D, Compact

IoT/Embedded
Xeon D-1528 SoC, 6C

IoT/Embedded
Xeon D-1518 SoC, 4 Core



MODEL	SYS-E300-9D	SYS-E200-8D	SYS-E300-8D
Processor Support	Intel Skylake Xeon D-2123IT SoC, 2.2GHz, 4 Core, TDP 60W † BIOS version 2.0 or above is required	Intel® Xeon® Processor D-1528, SoC 6 Core, 35W, 1.9 GHz	Intel® Xeon® Processor D-1518, SoC 4 Core, 35W, 2.2 GHz
Key Applications	<ul style="list-style-type: none"> Network Security Appliance SDN-WAN, vCPE controller box NFV Edge Computing Server Virtualization Server IoT Edge Computing IoT Gateway 	<ul style="list-style-type: none"> Embedded Networking Applications Network Security Appliance FireWall Applications Virtualization Server 	<ul style="list-style-type: none"> Embedded Networking Applications Network Security Appliance FireWall Applications Virtualization Server
Outstanding Features	<ul style="list-style-type: none"> Supports up to 4C high Density SKL-D SoC processor for edge network computing High Memory Bandwidth-Supports 4 DDR4 channel DIMMs(ECC LRDIMM or ECC RDIMM) with up to 2400 MHz memory speed, Max memory capacity up to 512GB on LRDIMM 1x Low Profile PCIe 3.0 x 8 slot, 1 on board Oculink port(or 1x PCIe4 NVMe for NVMe SSD) 2 x 10GBase-T ethernet ports RMDA support 2 x USB 3.0, 1 x SATA 3.0 ports(SATA/SAS HDD/SSD) 1 x TPM 2.0 header 	<ul style="list-style-type: none"> Smallest Xeon Server BOX Low Power Xeon D SoC 6 Core Best Performance per Watt 7 year life cycle IPMI 2.0 management with dedicated LAN 	<ul style="list-style-type: none"> Dual SFP+ and 6x GbE Short depth (less than 10 depth) Low Power Xeon D SoC 4 Core Best Performance per Watt 7 year life cycle IPMI 2.0 management with dedicated LAN
Serverboard	SUPER® (N/A)X11SDV-4C-TLN2F	SUPER® X10SDV-6C-TLN4F	SUPER® X10SDV-TP8F
Chipset	System On Chip	System on Chip chipset	System on Chip
System Memory (Max.)*	4 x DDR4 DIMM 512 GB up to 2667MHz LRDIMM or 256GB RDIMM, ECC/non-ECC	128GB Registered ECC, DDR4-2133MHz 64GB Unbuffered ECC/non-ECC, DDR4-2133MHz in 4 DIMM slots	Up to 128GB ECC RDIMM DDR4 2133MHz or 64GB ECC/non-ECC UDIMM in 4 sockets
Expansion Slots	1 on board Oculink port(or 1x PCIe4 NVMe) , 1 PCI-E 3.0x8(L/P)open slot,	1 PCI-E 3.0 x16; ; M.2 PCIe 3.0x4, M Key 2242/2280	1x PCI Express 3.0 x8 AOC slot (LP)
Onboard Storage Controller	none	SoC controller for 6x SATA3.0	SoC controller for 4x SATA3.0
Connectivity	2x 10GBase-T LAN, 1x dedicated IPMI LAN, 2x USB 3.0 none	2x USB 3.0, 1x M.2(M Key for SSD 2242/80/110)2x USB 3.0, 1x M.2(M Key for SSD 2242/80/110)	2x USB 3.0, 1x M.2(M Key for SSD 2242/80/110, PCI-E/SATA3.0, 1x PCI-E /w mSATA
VGA/Audio	1x VGA	VGA via BMC	VGA via BMC
Management	IPMI 2.0	Intel® Node Manager, IPMI2.0, KVM with dedicated LAN, NMI, SUM, SuperDoctor® 5, Watchdog	Intel® Node Manager, IPMI2.0, KVM with dedicated LAN, NMI, SUM, SuperDoctor® 5, Watchdog
Drive Bays	1x 2.5" internal drive bay	1x 2.5" fixed drive bay with bracket. (Design for 9.5mm thickness HDD with Low Profile Memory)	1x 2.5" fixed drive bay with bracket. (No 2.5" fixed drive bay when AOC area is occupied.)
Peripheral Bays	none	N/A	N/A
Power Supply	MCP-250-10127-0N (120W)	DC power adapter	DC power adapter
Cooling System	3x 40x28mm 4-PIN PWM Fan(FAN-0065L4, 13K RPM), none	Passive CPU heat sink and 2x 40mm chassis fans	Passive CPU heat sink and 2x 40mm chassis fans
Form Factor	Tabletop Compact Box 254 x 43 x 226mm (10" x 1.7" x 8.9"); Enclosure: 254 x 43 x 226mm (10" x 1.7" x 8.9") Package: 381 x 142 x 276mm (15" x 5.59" x 10.87") ; Enclosure: 254 x 43 x 226mm (10" x 1.7" x 8.9") Package: 381 x 276 x 142mm (15" x 10.87" x 5.59")	1U Mini-ITX 7.6" (193mm) x 1.7" (43mm) x 8.9" (226mm); Enclosure: 193 x 43 x 226mm (7.6" x 1.7" x 8.9") Package: 381 x 276 x 127mm (15" x 10.87" x 5.59") Gross Weight: 6.5lbs (2.95kg) Net Weight: 3.0lbs (1.36kg)	Mini-1U 10" (254mm) x 1.7" (43mm) x 8.9" (226mm)

* Please check with your Supermicro sales representative and website for compatibility and configuration details

IoT/Embedded
Fanless Compact BOX PC

IoT/Embedded
Fanless Compact BOX PC

IoT/Embedded
IP51 Fanless Compact BOX PC



MODEL	SYS-E100-9S-L	SYS-E100-9S-E	SYS-E50-9AP
Processor Support	7th Generation Intel® Core™ i3-7100U Processor	7th Generation Intel® Core™ i5-7300U Processor	Intel® Atom™ Processor x5-E3940
Key Applications	<ul style="list-style-type: none"> IoT Edge Computing Kiosk, Interactive information system Environmental Monitor 	<ul style="list-style-type: none"> IoT Edge Computing Kiosk, Interactive information system Environmental Monitor 	<ul style="list-style-type: none"> IoT Gateway Commercial Appliance
Outstanding Features	<ul style="list-style-type: none"> Core i Fanless Compact Ruggedized Box PC Core i Fanless Compact Ruggedized Box PC 1 HDMI and 1 Display Port 1 USB3.1, 2 USB 3.0, 4 USB 2.0 4 COM (RS-232/422/485), 1 DIO via DB9 2 Gigabit Ethernet Ports 	<ul style="list-style-type: none"> Core i Fanless Compact Ruggedized Box PC 1 HDMI and 1 Display Port 1 USB3.1, 2 USB 3.0, 4 USB 2.0 4 COM (RS-232/422/485), 1 DIO via DB9 2 Gigabit Ethernet Ports 	<ul style="list-style-type: none"> IP51 with plastic chassis design for water/dust proof Palm-size for space-limited environment Built-in Wifi and Antenna
Serverboard	SUPER● X11SSN-L-WOHS	SUPER● X11SSN-E-WOHS	SUPER● A2SAP-H
Chipset	System on Chip chipset	System on Chip chipset	System on Chip chipset
System Memory (Max.)*	Up to 32GB Unbuffered non-ECC SO-DIMM, DDR4-2133MHz, in 2 DIMM slots	Up to 32GB Unbuffered non-ECC SO-DIMM, DDR4-2133MHz, in 2 DIMM slots	Up to 8GB DDR3L Non-ECC SO-DIMM in 1 socket
Expansion Slots	1 x Full size Mini-PCIe (USB2.0 x 1, PCIe Gen2 x 1, SATA Gen3 x 1), 1 x M.2 2242/3042/2280 B-Key (USB2.0 x 1, PCIe Gen2 x 1, SATA Gen3 x 1)	1 x Full size Mini-PCIe (USB2.0 x 1, PCIe Gen2 x 1, SATA Gen3 x 1), 1 x M.2 2242/3042/2280 B-Key (USB2.0 x 1, PCIe Gen2 x 1, SATA Gen3 x 1), M.2 Interface: SATA and PCIe 3.0 x1 and USB 2.0 M.2 Form Factor: 2280 M.2 Key: B-Key	1 x Half size Mini-PCIe, 1 x Full size Mini-PCIe, 1 x M.2 B-Key 2242/3042, 1 x M.2 E-Key 2230
Onboard Storage Controller	1 x M.2 2280 B-Key for SATA or PCIe SSD (2242 can be supported with bracket)	1 x M.2 2280 B-Key for SATA or PCIe SSD (2242 can be supported with bracket)	1 x M.2 B-Key 2242/3042 for SATA SSD, 1 x SATA 3.0 for 7mm 2.5" SATA SSD
Connectivity	Dual LAN with Intel®PHY I219LM, 2 USB3.0, 4 USB2.0, 4 COM (RS-232/422/485), 1 DIO via DB9	Dual LAN with Intel®PHY I219LM, 2 USB3.0, 4 USB2.0, 4 COM (RS-232/422/485), 1 DIO via DB9	Dual LAN with Intel® I210-IT, 2 USB3.0, 2 USB2.0, 2 COM (RS-232/422/485), 1 TPM2.0 onboard
VGA/Audio	1 DisplayPort, 1 HDMI port,	1 DisplayPort, 1 HDMI port,	2 HDMI Port
Management	SuperDoctor® 5; Watchdog;	SuperDoctor® 5; vPro; Watchdog;	SuperDoctor® 5; Watchdog;
Drive Bays			1 x SATA 3.0 for 7mm 2.5" SATA SSD
Peripheral Bays	N/A	N/A	N/A
Power Supply	Lockable 12V DC 60W power adapter	Lockable 12V DC 60W power adapter	Lockable 12V DC 40W power adapter
Cooling System	Fanless	Fanless	Fanless
Form Factor	(7.68" x 1.73" x 5.94")(9.5" x 5.5" x 8")	; Enclosure: 195 x 44(7.68" x 1.73" x 5.94")(9.5" x 5.5" x 8")	; Enclosure: 126 x 44 x 118mm (4.96" x 1.72" x 4.64")

* Please check with your Supermicro sales representative and website for compatibility and configuration details

IoT/Embedded
Extended Temperature Fanless Compact BOX PC

IoT/Embedded
Industrial Ruggedized Fanless PC

IoT/Embedded
Fanless Compact BOX PC



MODEL	SYS-E100-9AP	SYS-E100-9AP-IA	SYS-E100-9APP
Processor Support	Intel® Atom® Processor E3940	Intel® Atom® Processor E3940	Intel® Pentium™ Processor N4200
Key Applications	<ul style="list-style-type: none"> IoT Gateway for Smart Factory, Smart Building, Smart Home Kiosk, Interactive information system Environmental Monitor Industrial Application 	<ul style="list-style-type: none"> IoT Gateway for Smart Factory, Smart Building Machine Automation Industrial Application 	<ul style="list-style-type: none"> IoT Gateway for Smart Factory, Smart Building, Smart Home Kiosk, Interactive information system Environmental Monitor Industrial Application
Outstanding Features	<ul style="list-style-type: none"> Low power Apollo Lake Atom E3940, 4C Fanless Compact Ruggedized Box PC 2 Gigabit Ethernet Ports 2 USB 3.0, 4 USB 2.0 4 COM (RS-232/422/485), 1 DIO via DB9 TPM on board Supports wide-temp: -20~60°C Operational Vibration, IEC 60068-2-64 Operational Shock, IEC 60068-2-27 	<ul style="list-style-type: none"> Low power Apollo Lake Atom E3940, 4C Din-rail Fanless Ruggedized Box PC 2 Gigabit Ethernet Ports 4 COM (RS-232/422/485), 1 DIO via DB9 TPM on board 1 Flexible I/O Slot (via mini PCI-E) 9-36 VDC Wide Range Power Supports wide-temp: -20~60°C Operational Vibration, IEC 60068-2-64 Operational Shock, IEC 60068-2-27 	<ul style="list-style-type: none"> Low power Apollo Lake Pentium N4200, 4C Fanless Compact Ruggedized Box PC 2 Gigabit Ethernet Ports 1 USB3.1, 2 USB 3.0, 4 USB 2.0 4 COM (RS-232/422/485), 1 DIO via DB9 TPM on board 1 Line out, 1 Mic-in Supports wide-temp: 0~40°C Operational Vibration, IEC 60068-2-64 Operational Shock, IEC 60068-2-27
Serverboard	SUPER● A2SAN-E	SUPER● A2SAN-E	SUPER● X11SAN
Chipset	System on Chip chipset	System on Chip chipset	System on Chip chipset
System Memory (Max.)*	1 non-ECC DDR3L SODIMM up to 8G	1 non-ECC DDR3L SODIMM up to 8G	1 non-ECC DDR3L SODIMM up to 8G
Expansion Slots	1 Full size Mini PCI-E (USB2.0 x1, PCI-E Gen 2 x1)	1 Full size Mini PCI-E (USB2.0 x1, PCI-E Gen 2 x1)	1 Full size Mini-PCI-E (USB 2.0 x1, PCI-E 2.0 x1)
Onboard Storage Controller	1 M.2 2280 B-Key for SATA or PCI-E SSD (2242 can be supported with bracket)	1 SATA SSD (SATA3)	1 M.2 2280 B-Key for SATA or PCI-E SSD (2242 can be supported with bracket)
Connectivity	Dual LAN with Intel® Ethernet Controller I210-IT	Dual LAN with Intel® Ethernet Controller I210-IT	Dual LAN with Intel® Ethernet Controller I210-IT
VGA/Audio	1 VGA and 1 HDMI ALC 888S HD Audio	1 VGA and 1 HDMI	1 VGA and 1 HDMI ALC 888S HD Audio
Management	SuperDoctor® 5, Watchdog	SuperDoctor® 5, Watchdog	SuperDoctor® 5, Watchdog
Drive Bays	N/A	1 HDD or SSD	N/A
Peripheral Bays	N/A	1 Flexible I/O Slot (via mini PCI-E)	N/A
Power Supply	Lockable 12V DC 40W power adapter	12V DC 60W power adapter, Terminal Block (option)	Lockable 12V DC 40W power adapter
Cooling System	Fanless Design	Fanless Design	Fanless Design
Form Factor	1U Wall-Mount optimized 195 x 44 x 151mm (7.68" x 1.73" x 5.94")	DIN Rail Mounting Optimized 194 x 80 x 126mm (7.64" x 3.15" x 4.96")	1U Wall-Mount optimized 195 x 44 x 151mm (7.68" x 1.73" x 5.94")

* Please check with your Supermicro sales representative and website for compatibility and configuration details



IoT/Embedded
Compact Mini Tower
7 years product life cycle, IPMI, Low Power



IoT/Embedded
3 independent displays, M.2 slot,
7 years product life cycle



IoT/Embedded
vPro, 3 Independent Displays



MODEL	SYS-5029A-2TN4	SYS-5029AP-TN2	SYS-5029S-TN2
Processor Support	Intel® Atom® Processor C3338	Intel® Atom® Processor E3940	6th Generation Intel® Core™ i7 Processor, Intel® Core™ i5 Processor, Intel® Core™ i3 Processor, Intel® Celeron® processor, and Intel® Pentium® processor product families supported, LGA1151 Socket H4
Key Applications	<ul style="list-style-type: none"> 7 Years Life Cycle Compact Cloud Server Edge Computing Device 	<ul style="list-style-type: none"> Database Processing & Storage High Performance NAS Servers Medical Applications Security Appliance and Video Surveillance Web Server for Small and Medium Business Indoor Kiosk 	<ul style="list-style-type: none"> Database Processing & Storage High Performance NAS Servers Security Appliance and Video Surveillance Web Server for Small and Medium Business
Outstanding Features	<ul style="list-style-type: none"> Quad Gigabit Ethernet LAN Up to 4x hot-swap 3.5" SATA3 drives IPMI 2.0 (dedicated LAN) with Virtual Media/KVM over LAN TPM 1.2 Headers 7 year life cycle 	<ul style="list-style-type: none"> Up to 4 Hot-Swap 3.5" SATA3 HDD, 2 internal 2.5" fixed HDD and 1 M.2 (M key 2242/80 PCI-E 3.0x4) 2x Gigabit LAN ports Embedded long life Quiet Operation 	<ul style="list-style-type: none"> Up to 4 Hot-Swap 3.5" Drive Bay and 2 internal 2.5" fixed Drive Bay, support up to 5 Drives Remote management via vPro technology DP, HDMI and DVI-I: 3 independent displays Embedded long life Quiet Operation
Serverboard	SUPER● A2SDI-2C-HLN4F	SUPER● A2SAV	SUPER● X11SSV-Q
Chipset	System on Chip chipset	System on Chip chipset	Intel® Q170
System Memory (Max.)*	Up to 64GB RDIMM or 32GB ECC/NON ECC UDIMM, DDR4-1866MHz in 2 DIMM slots	8GB Unbuffered non-ECC DDR3-1866MHz SO-DIMM in 1 DIMM slot	Up to 32GB Unbuffered non-ECC SO-DIMM, DDR4-2133MHz, in 2 DIMM slots
Expansion Slots	1x PCI-E 3.0 x2 (in x4 open ended slot)	1 PCI-E 3.0 x16 slot 1 M.2 (M key 2242/80 PCI-E 3.0x4) 1 Mini-PCI-E with mSATA support	1 PCI-E 3.0 x16 slot (Low profile), 1 M.2 (Mkey 2242/80 PCI-E 3.0 x4), 1 Mini-PCI-E with mSATA support
Onboard Storage Controller	SoC controller for 6 SATA3 (6 Gbps) ports	Marvel 88SE9230 controller for 4 SATA3 (6 Gbps) ports; RAID 0,1,5,10; SoC controller for 2 SATA3 (6 Gbps) ports	Intel® Q170 Express controller for 5 SATA3 (6 Gbps) ports; RAID 0,1,5,10
Connectivity	Quad LAN with Intel® C3000 SoC, 4x USB2.0, 1x USB3.0 (Type A)	2x USB3.0 (rear), 4x USB2.0 (2 rear, 2 front), 1x USB2.0 Type A 1x Serial Port via RJ45, TPM 1.2 onboard	2x RJ45 Gigabit Ethernet LAN 4x USB 3.0, 2x USB 2.0 front, 1x USB 2.0 Type A 2x Serial Port, TPM 1.2 onboard Header
VGA/Audio	1 VGA, 1 Aspeed AST2400 BMC	1 HDMI, 1 DP (Display Port), 1 VGA, 1 Intel® HD Graphics 3 Independent Displays	1 HDMI, 1 DP (Display Port) 1 DVI-D Intel® HD Graphics, 3 Independent Displays ALC 888S HD Audio
Management	IPMI2.0; KVM with dedicated LAN; NMI; SUM; SuperDoctor® 5; Watchdog	AMT; vPro	AMT; vPro; SuperDoctor® 5
Drive Bays	4x 3.5" hot-swap SAS/SATA 2x 2.5" fixed drive bay	4x 3.5" hot-swap SAS/SATA 2x 2.5" fixed drive bay	4x 3.5" hot-swap SAS/SATA 2x 2.5" fixed drive bay
Peripheral Bays	1x slim DVD-ROM drive bay (shared with 1 x 2.5" fixed drive bay)	1x slim DVD-ROM drive bays	1x slim DVD-ROM drive bays
Power Supply	250W Flex ATX Multi-output Bronze Power Supply	250W Flex ATX Multi-output Bronze Power Supply	1U 250W Flex ATX Multi-output Bronze power supply
Cooling System	1x 12cm rear exhaust fan	1x 12cm rear exhaust fan	1x 12cm rear exhaust fan, SNK-P0046A4 (optional)
Form Factor	Mini-Tower 210 x 240 x 280mm (8.27" x 9.45" x 11")	Mini-Tower 210 x 240 x 280mm (8.27" x 9.45" x 11")	Mini-Tower 210 x 240 x 280mm (8.27" x 9.45" x 11")

* Please check with your Supermicro sales representative and website for compatibility and configuration details

IoT/Embedded
Intel® Atom® Processor, 8-Core,
7 LAN with 6 ports bypass



IoT/Embedded
4 Core Apollo lake



IoT/Embedded
1U Compact Mini ITX BOX



IoT/Embedded
1U Compact Mini ITX BOX



MODEL	SYS-5018A-TN7B	SYS-E200-9AP	SYS-E200-9B	SYS-E200-8B
Processor Support	Intel® Atom® Processor C2758 Socket FCBGA1283 supported	Intel® Atom® Processor E3940 Socket FCBGA1296 supported	Quad-Core Intel® Pentium® Processor N3700 (6W, 4C)	Intel® Celeron™ Processor J1900 (10W, 4C)
Key Applications	<ul style="list-style-type: none"> Network Security Appliance FireWall Applications Virtualization Server Embedded Applications 	<ul style="list-style-type: none"> Digital Signage Security Appliance and Video Surveillance Indoor Kiosk 	<ul style="list-style-type: none"> Embedded Applications Thin Client Digital Signage Indoor Kiosk Networking Appliance 	<ul style="list-style-type: none"> Embedded Applications Thin Client Digital Signage Indoor Kiosk
Outstanding Features	<ul style="list-style-type: none"> 7xGbE LAN with 6 ports bypass 8-Core Intel® Atom® Processor up to 64GB ECC Memory 7xGbE LAN with 6 ports bypass 8-Core Intel® Atom® Processor Embedded long life Full size mSATA support Up to 64GB DDR3 1600MHz ECC 	<ul style="list-style-type: none"> M.2 2242, 2280, 22110 with M-key (full size) mSATA support Dual display for HDMI, Display Port, VGA 2x Gbe LAN 	<ul style="list-style-type: none"> Cost Effective Embedded Mini ITX System Low Power Consumption 1U Compact Mini ITX BOX System Low power SoC Intel® Pentium® N3700 (6W, 4C) Dual display for HDMI, Display Port, VGA Intel® i210AT Quad GbE LAN 	<ul style="list-style-type: none"> Cost Effective Embedded Mini ITX System 1U Compact Mini ITX BOX System Low power SoC Intel® Celeron™ J1900 (10W, 4C) Dual display for HDMI, Display Port, VGA Intel® i210AT dual port GbE LAN
Serverboard	SUPER● A1SRM-LN7F-2758	SUPER● A2SAV-L	SUPER● X11SBA-LN4F	SUPER● X10SBA
Chipset	Intel® Atom Processor C2758	Intel® Atom® Processor E3940	N3700	J1900
System Memory (Max.)*	64GB Unbuffered ECC/non-ECC, DDR3-1600MHz in 4 DIMM slotsx8 Width only	Up to 8 GB of DDR3 SODIMM 1600MHz	Up to 8GB 1600MHz DDR3 Non-ECC SO-DIMM in 2 sockets	Up to 8GB 1333MHz DDR3L Non-ECC SO-DIMM in 2 socket
Expansion Slots	1 FH (Full-height, Half-length)	N/A	1 Mini-PCI-E slot with mSATA support	1 Mini-PCI-E slot, 1 mSATA slot
Onboard Storage Controller	SoC controller for 4 SATA2 (3 Gbps) ports; RAID 2SATA3 (6 Gbps)	N/A	Intel® SoC	Intel® SoC - SATA 2.0 (3Gbps) Marvell 88SE9230 - SATA 3.0 (6Gbps)
Connectivity	Quad LAN with Intel® C2000 SoC; Single LAN with Intel® Ethernet Controller I210-AT; Dual LAN with Intel® Ethernet Controller I350-AM2 4 USB 2.0 (rear)	1 COM	Quad Gigabit LAN with Intel® I210-AT	Dual Gigabit LAN with Intel® I210-AT
VGA/Audio	1 VGA, 1 Aspeed AST2400 BMC	N/A	Aspeed AST2400 BMC ALC 888S HD Audio	Intel® HD Graphics ALC 88S HD Audio
Management	IPMI2.0; NMI; SUM; SuperDoctor® 5; Watchdog	N/A	IPMI 2.0 with KVM support; SuperDoctor® 5	SuperDoctor® 5
Drive Bays	1x 3.5" fixed drive bay or 2x 2.5" drive bay with optional bracket	N/A	1x 2.5" internal HDD support	1x 2.5" internal HDD support
Peripheral Bays	N/A	N/A	N/A	N/A
Power Supply	200W Multi-output Gold Level power supply	60W DC power adapter	60W DC power adapter	60W DC power adapter
Cooling System	2x 4cm counter-rotating PWM fan, support up to three system fans	1x 4cm high performance PWM fan	1x 4cm high performance PWM fan, support up to 2 chassis fans	1x 4cm high performance PWM fan, support up to 2 chassis fans
Form Factor	Mini-1U 17.2" (437mm) x 1.7" (43mm) x 11.3" (287mm)	1U Mini ITX BOX PC 195 x 44 x 195mm (7.68" x 1.75" x 7.68")	1U Mini ITX BOX PC 195 x 44 x 195mm (7.68" x 1.75" x 7.68")	1U Mini ITX BOX PC 195 x 44 x 195mm (7.68" x 1.75" x 7.68")

* Please check with your Supermicro sales representative and website for compatibility and configuration details



IoT/Embedded
Intel® Xeon® Processor D-1537 SoC, 8 Core



IoT/Embedded
Intel® Xeon® Processor D-1508 SoC
Dual Core 4 Thread



MODEL	SYS-5018D-MHR7N4P	SYS-5018D-LN4T
Processor Support	Intel® Xeon® Processor D-1537, SoC 8 Core, 35W, 1.7-2.3GHz	Intel® Pentium® Processor D-1508 product family
Key Applications	<ul style="list-style-type: none"> Hyper-Converged Appliance Enterprise Server Edge Computing Server Private Cloud Server Virtualization Server 	<ul style="list-style-type: none"> Compact Network Appliance FireWall Applications Software Defined WAN
Outstanding Features	<ul style="list-style-type: none"> 4 Hot Swap SATA3/SAS2 Drive Bays Dual SFP+ and Dual GbE Low Power Xeon D SoC 8 Core with Dual 10GbE and Dual GbE Remote management via dedicated IPMI BMC 400W high-efficiency redundant power supply 7 year life cycle 	<ul style="list-style-type: none"> Dual 10GbE SFP+ and Dual GbE [nid:7111] Short depth (less than 10 depth) Intel® Xeon® processor D-1508, Dual-Core, 25W Up to 128GB ECC RDIMM DDR4 2133MHz or 64GB ECC/non-ECC UDIMM in 4 sockets Up to 4 2.5" SATA3 HDD, and 1 M.2 (M key 2242/80/110 PCI-E 3.0x4)
Serverboard	SUPER● X10SDV-7TP4F	SUPER● X10SDV-2C-TP4F
Chipset	System on Chip	System on Chip
System Memory (Max.)*	Up to 128GB Registered ECC, DDR4-2133MHz 64GB Unbuffered ECC/non-ECC, DDR4-2133MHz in 4 DIMM slots	Up to 128GB Registered ECC, DDR4-2133MHz 64GB Unbuffered ECC/non-ECC, DDR4-2133MHz in 4 DIMM slots
Expansion Slots	PCI-E 3.0 x8 full height expansion slot; M.2 PCI-E 3.0x4, M Key 2242/2280/22110, Mini-PCI-E with mSATA support	1 PCI-E 3.0 x8; M.2 PCI-E 3.0x4, M Key 2242/2280/22110, Mini-PCI-E with mSATA support
Onboard Storage Controller	4 SATA3 support RAID 0,1,5,10(RSTe) or 4 SAS2 (No RAID support and require one optional cable, CBL-SAST-0811)	SoC controller for 4 SATA3 (6 Gbps) ports; RAID 0,1,5,10 RSTe
Connectivity	Dual LAN with Intel® Ethernet Controller I210, Dual SFP+, 2 USB3.0, 1 USB2.0 Type A,	Dual LAN with Intel® Ethernet Controller I210; Dual LAN with 10G SFP+
VGA/Audio	1 VGA via Aspeed AST2400 BMC	1 VGA, 1 Aspeed AST2400 BMC
Management	Intel® Node Manager; IPMI2.0; KVM with dedicated LAN; NMI; SUM; SuperDoctor® 5; Watchdog;	Intel® Node Manager; IPMI2.0; KVM with dedicated LAN; NMI; SUM; SuperDoctor® 5; Watchdog
Drive Bays	4x 3.5" hot-swap SATA3/SAS2(require one optional cable, CBL-SAST-0811)	1x 3.5" fixed drive bay or up to 4 2.5" fixed drives
Peripheral Bays	N/A	N/A
Power Supply	Redundant 400W Platinum Level power supplies	200W Low Noise Power Supply
Cooling System	3x 40x28mm PWM fan for CPU and Memories; 1x 40x28mm PWM fan for AOC cooling	1x 4028mm 13K RPM 4-pin PWM fan
Form Factor	1U 437 x 43 x 503mm (17.2" x 1.7" x 19.85")	Mini-1U Rackmount (less than 10" depth) 437 x 43 x 249mm (17.2" x 1.7" x 9.8")

* Please check with your Supermicro sales representative and website for compatibility and configuration details





IoT/Embedded
Intel® Xeon® Processor D-1537 SoC, 8 Core



IoT/Embedded
Intel® Xeon® Processor D-1508 SoC
Dual Core 4 Thread



MODEL	SYS-5018D-FN8T	SYS-1018D-FRN8T
Processor Support	Intel® Xeon® Processor D-1518 product family, SoC 4 Core, 35W, 2.2 GHz	Intel® Xeon® 16C D-1587 product family
Key Applications	<ul style="list-style-type: none"> • Networking Appliance • Network Security Appliance • FireWall Applications • Embedded Applications • Virtualization Server 	<ul style="list-style-type: none"> • Network Security Appliance • FireWall Applications • Virtualization • SD-WAN • vCPE
Outstanding Features	<ul style="list-style-type: none"> • Dual SFP+ and 6x GbE • Short depth (less than 10 depth) • Low Power Intel® Xeon® Processor D SoC 4 Core • Best Performance per Watt • 7 year life cycle • IPMI 2.0 management with dedicated LAN 	<ul style="list-style-type: none"> • 8 LAN w/ 2x10G SFP+ Ports+ 6x1Gbe • 128G DDR4 RAM • 400W Redundant Platinum PSU • 1x Low Profile PCI-E 3.0 x 8 and 1x M.2 PCI-E 3.0 x4, MiniPCI-E with mSATA • 4x 2.5" HDD
Serverboard	SUPER● X10SDV-TP8F	SUPER● X10SDV-7TP8F
Chipset	System on Chip	System on Chip
System Memory (Max.)*	Up to 128GB ECC RDIMM DDR4 2133MHz or 64GB ECC/non-ECC UDIMM in 4 sockets	Up to 128 GB of DDR4 ECC RDIMM 2133MHz or 64 GB of DDR4 ECC UDIMM 2133MHz
Expansion Slots	1 PCI-E 3.0 x8	1 PCI-E 3.0 x8 ((LP, HL)
Onboard Storage Controller	SoC controller for 4x SATA3	N/A
Connectivity	2x USB 3.0, 1x M.2(M Key for SSD 2242/80/110, PCI-E/SATA3, 1x PCI-E w/ mSATA Dual SFP+ and 6x GbE	2x 10GbE SFP+ 4x 1GbE with I350-AM4 2x 1GbE with I210-AT 2 x USB 3.0
VGA/Audio	1 VGA	1 VGA
Management	IPMI2.0; KVM with dedicated LAN; Intel® Node Manager; NMI, SUM, SuperDoctor® 5, Watchdog	IPMI 2.0 (RJ45) with dedicated LAN port and KVM via BMC VGA
Drive Bays	1x 3.5" fix drive bay, or 4x 2.5" fixed drive bay with bracket	4x 2.5" HDD
Peripheral Bays	1x 3.5" or 4x 2.5" HDD	N/A
Power Supply	200W Gold Level power supply	Redundant 400W Platinum Level power supplies
Cooling System	Passive CPU heat sink and 3x 40mm chassis fans	4x 40mmx56mm cooling fan, up to 13Krpm
Form Factor	Mini-1U Rackmount (less than 10" depth) 437 x 43 x 249mm (17.2" x 1.7" x 9.8")	1U Rackmount 437 x 43 x 429mm (17.2" x 1.7" x 16.9")

* Please check with your Supermicro sales representative and website for compatibility and configuration details



IoT/Embedded
Best Performance per Watt,
Less than 10" Depth
UP



IoT/Embedded
Low Power



MODEL	SYS-5018D-FN4T	SYS-5018A-TN4
Processor Support	Intel® Xeon® Processor D-1540 product family, SoC 8 Core, 45W, 2.0-2.6GHz	Intel® Atom® Processor C2750
Key Applications	<ul style="list-style-type: none"> Networking Appliance Edge Computing Device Security Gateway Compact Cloud Server 	<ul style="list-style-type: none"> Application and data serving, Automation, Cloud and Virtualization needs Corporate- WINS, DNS, Print, Login, e-Business, Embedded Applications, Hosting & Application delivery, Industrial Automation & Control, NAS Servers, Security SOHO Entry-Level Server, Web Server, Web Server for Small and Medium Business
Outstanding Features	<ul style="list-style-type: none"> 2x Gigabit + 2x 10G LAN ports Less than 10" depth Up to 2x 3.5" or 4x 2.5" SATA3 device 1x PCI-E 3.0 x16 add-on card slot Dedicated management port M.2 Supported. PCI-E 3.0 x4 2280, 2242 	<ul style="list-style-type: none"> 1 PCI-E x8 slot 200W Low-Noise power supply 4x 2.5" SATA drives Compact size chassis, cost-effective UP platform IPMI 2.0 + KVM with dedicated LAN Optimized for small business
Serverboard	SUPER● X10SDV-8C-TLN4F	SUPER● A1SAi-2750F
Chipset	Intel® Xeon® Processor D-1540, SoC	System on Chip
System Memory (Max.)*	Up to 4 DIMMs, 128 GB of 2133MHz DDR4 RDIMM or 64GB UDIMM	Up to 32GB ECC DDR3 1600/1333MHz SODIMM in 4 DIMM slots
Expansion Slots	1x PCI E 3.0 x16 add-on card slot	1x PCI-E 2.0 x8 slot via riser card
Onboard Storage Controller	Intel® SoC-based 2x 3.5" or 4x 2.5" SATA3 bays, SATA DOM support	SoC controller for 4 SATA2 (3Gbps) ports; 2 SATA3 (6Gbps)
Connectivity	2x GbE + 2x 10G LAN ports 1x dedicated management port, 2x USB 3.0	Quad LAN with Marvell® Alaska® 88E1543
VGA/Audio	Integrated VGA port	AST2400 VGA 4x USB3.0, 2 x USB2.0
Management	Integrated remote management with dedicated port	IPMI 2.0 + KVM with dedicated LAN, SuperDoctor® 5, Watchdog
Drive Bays	Intel® SoC-based 2x 3.5" or 4x 2.5" SATA3 fixed bays	2x 3.5" fixed HDD (no expansion slot), or 1x 3.5" fixed HDD (low profile slot only), or 4x 2.5" fixed HDD (no expansion slot), or 2x 2.5: fixed HDD (full height and half length)
Peripheral Bays	3.5" (default) or 2.5" (optional)	200W Low-Noise AC-DC power supply with PFC
Power Supply	200W compact power supply	Built-in CPU heatsink; optional 40x28mm fan; 1x high-efficiency power supply with thermal control fan
Cooling System	CPU fan, 40mm chassis fan	Mini-1U Rackmount 437 x 43 x 249mm (17.2" x 1.7" x 9.8")
Form Factor	1U Rackmount (less than 10" depth) 437 x 43 x 249mm (17.2" x 1.7" x 9.8")	1U Rackmount 437 x 43 x 503mm (17.2" x 1.7" x 19.8")

* Please check with your Supermicro sales representative and website for compatibility and configuration details



IoT/Embedded

Low Power
Front I/O



IoT/Embedded

8-Core (QuickAssist)



MODEL	SYS-5018A-FTN4	SYS-5018A-MHN4
Processor Support	Intel® Atom® Processor C2758	Intel® Atom® Processor C2758
Key Applications	<ul style="list-style-type: none"> Application and data serving, Automation, Cloud and Virtualization needs Corporate- WINS, DNS, Print, Login, e-Business, Embedded Applications, Hosting & Application delivery, Industrial Automation & Control, NAS Servers, Security SOHO Entry-Level Server, Web Server, Web Server for Small and Medium Business 	<ul style="list-style-type: none"> Cloud and Virtualization needs, Cloud Computing, Corporate- WINS, DNS, Print, Login, Data Center, Database Applications, DataCenter Applications e-Business, Enterprise Server FireWall Applications, Gateway, provisioning servers, High End Enterprise Server, Server Appliance Virtualization Server Web Server, Web Server for Small and Medium Business
Outstanding Features	<ul style="list-style-type: none"> 1 PCI-E x8 slot 200W Low-Noise power supply 4x 2.5" SATA drives Compact size chassis, cost-effective UP platform IPMI 2.0 + KVM with dedicated LAN Optimized for small business Front I/O and Support Intel® QuickAssist Acceleration Technology 	<ul style="list-style-type: none"> 1 PCI-E x8 slot 200W low-power supply 4 hot-swap 3.5" SATA/SAS Drive Bays IPMI 2.0 + KVM with dedicated LAN Optimized for Power Saving and Improved Cooling SATA 3.0 (6Gbps) support
Serverboard	SUPER● A1SRi-2758F	SUPER● A1SRM-2758F
Chipset	System on Chip	System on Chip chipset
System Memory (Max.)*	Up to 32GB ECC DDR3 1600/1333MHz SODIMM in 4 DIMM slots	Up to 64GB ECC/non-ECC UDIMM, DDR3-1600MHz in 4 DIMM slots
Expansion Slots	1x PCI-E 2.0 x8 slot via riser card	1 PCI-E 2.0 x8 (FH/HL)
Onboard Storage Controller	SoC controller for 4 SATA2 (3Gbps) ports; 2 SATA3 (6Gbps)	SoC controller for 4 SATA2 (3Gbps) ports; RAID 2 SATA3 (6Gbps);
Connectivity	Quad LAN with Marvell® Alaska® 88E1543	Quad LAN with Intel® C2000 SoC;
VGA/Audio	AST2400 VGA 4x USB3.0, 2 x USB2.0	AST2400 VGA
Management	IPMI 2.0 + KVM with dedicated LAN, SuperDoctor® 5, Watchdog	IPMI2.0; NMI; SuperDoctor V; Watchdog
Drive Bays	2x 3.5" fixed HDD (no expansion slot), or 1x 3.5" fixed HDD (low profile slot only), or 4x 2.5" fixed HDD (no expansion slot), or 2x 2.5" fixed HDD (full height and half length)	4x 3.5" hot-swap SAS/SATA
Peripheral Bays	200W Low-Noise AC-DC power supply with PFC	200W Low Noise AC-DC power supply with PFC
Power Supply	Built-in CPU heatsink; optional 40x28mm fan; 1x high-efficiency power supply with thermal control fan	2x 4cm high performance PWM fan
Cooling System	Mini-1U Rackmount 437 x 43 x 249mm (17.2" x 1.7" x 9.8")	1U rackmount 437 x 43 x 503mm (17.2" x 1.7" x 19.85")
Form Factor	1U Rackmount 437 x 43 x 503mm (17.2" x 1.7" x 19.8")	1U Rackmount 437 x 43 x 507mm (17.2" x 1.7" x 19.98")

* Please check with your Supermicro sales representative and website for compatibility and configuration details



IoT/Embedded
Compact Mini Tower
3 Independent Displays



IoT/Embedded
Compact Mini Tower
Intel® Atom® Processor Appliance



IoT/Embedded
Compact Mini Tower
Intel® Xeon® Processor D-1541, 8-Core, 45W
Dual 10/1GbE LAN



MODEL	SYS-5028L-TN2	SYS-5028A-TN4	SYS-5028D-TN4T
Processor Support	Intel® Xeon® Processor E3-1200 v3 and Intel® Core™ i7 Processor, Intel® Core™ i5 Processor, Intel® Core™ i3 Processor product families supported	Intel® Atom® Processor C2758	Intel® Xeon® processor D-1541
Key Applications	<ul style="list-style-type: none"> Compact Cloud Server Database Processing & Storage High Performance NAS Servers Business Intelligence Security Appliance and Video Surveillance Web Server for Small and Medium Business 	<ul style="list-style-type: none"> Embedded Applications Cloud and Virtualization needs NAS Servers SOHO Entry-Level Server Corporate- WINS, DNS, Print, Login e-Business 	<ul style="list-style-type: none"> Network Security Appliance Compact Cloud Server High Performance NAS Servers Virtualization Server Business Critical Applications Web Server for Small and Medium Business
Outstanding Features	<ul style="list-style-type: none"> Up to 4 Hot-Swap 3.5" Drive Bay and 2 internal 2.5" fixed Drive Bay, support up to 4 DrivesDP, HDMI and DVI-I: 3 independent displays 2x Gigabit LAN ports TPM 1.2 Headers Up to 16GB DDR3 non-ECC 1600MHz SODIMM 1x PCI-E 3.0 x16 slot 	<ul style="list-style-type: none"> 8-Core Intel® Atom® Processor Long Life Compact Mini Tower 4x 3.5" SATA Hot Swap Tray and 2 x2.5" internal HDD bay Support up to 64G ECC SODIMM One low profile expansion slot for PCI-E2.0x8 	<ul style="list-style-type: none"> Intel® Xeon® processor D-1541, Single socket FCBGA 1667; 8-Core, 45W 2x Gigabit + 2x 10G LAN ports Up to 4 Hot-Swap 3.5" SATA3 HDD and 2 internal 2.5" fixed HDD Up to 128GB ECC RDIMM DDR4 2133MHz or 64GB ECC/ non-ECC UDIMM in 4 sockets 1x Low Profile PCI-E 3.0 x16 and 1x M.2 PCI-E 3.0 x4, M Key 2242/2280 IPMI 2.0 + KVM with dedicated LAN
Serverboard	SUPER● X10SLV-Q	SUPER● A1SRI-2758F	SUPER● X10SDV-TLN4F
Chipset	Intel® Q87	System on Chip chipset	System on Chip chipset
System Memory (Max.)*	16 GB, DDR3-1600MHz non-ECC in 2x 204-pin SODIMM	Up to 64 GB ECC SODIMM 4 DIMM slots	128GB Registered ECC, DDR4-2133MHz or 64GB Unbuffered ECC/non-ECC, DDR4-2133MHz in 4 DIMM slots
Expansion Slots	1 PCI-E 3.0 x16 slot 1 Mini-PCI-E w/ mSATA support	1 PCI-E 2.0 x8	1 PCI-E 3.0 x16 (Low Profile) 1 M.2 PCI-E 3.0 x4 M Key 2242/2280
Onboard Storage Controller	On board controller for 4x SATA 3.0 ports (6Gbps) with RAID 0,1,5,10	SoC controller for 4 SATA2 (3 Gbps) ports; 2 SATA3 (6 Gbps)	SoC controller for 6 SATA3 (6 Gbps) ports
Connectivity	2x USB 3.0 ports (rear) 4x USB 2.0 ports (2 rear, 2 front via headers) 2x RJ45 Gigabit Ethernet LAN ports	4x USB 3.0 ports (rear) 2x USB 2.0 ports (front) Quad RJ45 Gigabit Ethernet LAN	2x Gigabit and 2x 10G RJ45 Ethernet LAN 2x USB 3.0 ports (rear) 2x USB 2.0 ports (front panel)
VGA/Audio	Intel® HD 4600 Graphics Processor Graphic - 1x DisplayPort, 1x HDMI, 1x DVI-I, 3 Independent Displays, ALC 888S HD Audio	AST2400 VGA	AST2400 VGA
Management	Intel® Node Manager, SuperDoctor® 5, Watchdog	IPMI 2.0 + KVM with dedicated LAN, Intel® Node Manager, SuperDoctor® 5, Watchdog	IPMI 2.0 + KVM with dedicated LAN, Intel® Node Manager, SUM, SuperDoctor® 5, Watchdog
Drive Bays	4x 3.5" hot-swap SAS/SATA 2x 2.5" fixed drive bay	4x 3.5" SATA Hot Swap Tray and 2 x2.5" internal HDD bay	4x 3.5" hot-swap SAS/SATA 2x 2.5" fixed drive bay
Peripheral Bays	1x slim DVD-ROM drive bay	1x slim DVD-ROM drive bay	1x slim DVD-ROM drive bay
Power Supply	1U 250W Flex ATX Multi-output Bronze power supply	1U 250W Flex ATX Multi-output Bronze power supply	1U 250W Flex ATX Multi-output Bronze power supply
Cooling System	1x 12cm rear exhaust fan 1x Active CPU cooler	1x 12cm rear exhaust fan	1x 12cm rear exhaust fan 1x Active CPU cooler
Form Factor	Mini-Tower 210 x 240 x 279.4mm (8.27" x 9.45" x 11")	Mini-Tower 210 x 240 x 279.4mm (8.27" x 9.45" x 11")	Mini-Tower 210 x 240 x 279.4mm (8.27" x 9.45" x 11")

* Please check with your Supermicro sales representative and website for compatibility and configuration details



ULTRA NETWORKING RISER CARDS




Model	AOC-UR-i4G	AOC-UR-i4XT	AOC-UR-i4XT	AOC-UR-i2XT	AOC-URN2-i4XT
Form Factor	1U Ultra Riser	1U Ultra Riser	1U Ultra Riser	1U Ultra Riser	1U Ultra Riser
Controller Type	GbE	10GBase-T	10GBase-T	10GBase-T	10GBase-T
Chipset	Intel® i350	Intel® XL710	Intel® X540	Intel® X540	Intel® X540
Port #	4	4	4	2	4
Connector	RJ45	RJ45	RJ45	RJ45	RJ45
PCI-E Slot	1x PCI-E 3.0 x8 (internal)	1x PCI-E 3.0 x8 (internal)	1x PCI-E 3.0 x8 (internal)	1x PCI-E 3.0 x8 (internal)	1x PCI-E 3.0 x8 (internal)
NVMe Ports	0	0	0	0	2
Compatible Motherboards	X11DPU, X10DRU-i+, X10DRU-X	X11DPU, X10DRU-i+	X10DRU-i+, X10DRU-X	X11DPU, X10DRU-i+, X10DRU-X	X10DRU-i+, X10DRU-X
Compatible Systems	SYS-1029U-TR4, SYS-1029U-E1CR4, SYS-6019U-TR4, SYS-1028U-TR4+, SYS-1028U-E1CR4+	SYS-1029U-TR4T, SYS-1029U-E1CR4T, SYS-1029U-TR4T, SYS-6019U-TN4R4T	SYS-1028U-TR4T+, SYS-6018U-TR4T+	SYS-1029U-TRT, SYS-1029U-E1CRT, SYS-6019U-TRT, SYS-6019U-TN4RT, SYS-1028U-TRT+, SYS-6018U-TRT+	SYS-1028U-TNR4T+



Model	AOC-URN6-i2XT	AOC-URN2-i2XT	AOC-URN2-i2XS	AOC-URN2-i4GXS	AOC-URN4-m2TS
Form Factor	1U Ultra Riser	1U Ultra Riser	1U Ultra Riser	1U Ultra Riser	1U Ultra Riser
Controller Type	10GBase-T	10GBase-T	10G SFP+	GbE & 10G SFP+	25GbE
Chipset	Intel® X540	Intel® X540	Intel® 82599ES	Intel® i350 & Intel® X710	Mellanox® ConnectX-4 LxEN
Port #	2	2	2	2+2	2
Connector	RJ45	RJ45	SFP+	RJ45 & SFP+	SFP28
PCI-E Slot	N/A	1x PCI-E 3.0 x8 (internal)	1x PCI-E 3.0 x8 (internal)	1x PCI-E 3.0 x8 (internal)	1x PCI-E 3.0 x16 (internal)
NVMe Ports	6	2	2	2	4
Compatible Motherboards	X11DPU, X10DRU-i+	X10DRU-i+, X10DRU-X	X11DPU, X10DRU-i+, X10DRU-X	X11DPU, X10DRU-i+	X11DPU, X10DRU-i+
Compatible Systems	SYS-1029U-TN10RT, SYS-1029U-TN10RT+	SYS-1028U-TNRT+	SYS-1029U-TRTP, SYS-1029U-E1CRTP, SYS-6019U-TRTP, SYS-6018U-TRTP+, SYS-1028U-TNRTP+	SYS-1029U-TRTP2, SYS-1029U-E1CRTP2, SYS-6019U-TRTP2, SYS-1028U-E1CRTP+	SYS-1029UZ-TN20R25M, SYS-1029U-TR25M, SYS-1029U-E1CR25M, SYS-6019U-TR25M

ULTRA NETWORKING RISER CARDS



Model	AOC-2UR66-i4XTF	AOC-2UR68-i4G	AOC-2UR6-i4XT	AOC-2UR66-i4G	AOC-2UR68-i2XT
Form Factor	2U Ultra Riser	2U Ultra Riser	2U Ultra Riser	2U Ultra Riser	2U Ultra Riser
Controller Type	10GBase-T	GbE	10GBase-T	GbE	10GBase-T
Chipset	Intel® XL710	Intel® i350	Intel® X540	Intel® i350	Intel® X540
Port #	4	4	4	4	2
Connector	RJ45	RJ45	RJ45	RJ45	RJ45
PCI-E Slot	2x PCI-E 3.0 x16	1x PCI-E 3.0 x8 (internal) 1x PCI-E 3.0 x8 (in x16) 1x PCI-E 3.0 x16	1x PCI-E 3.0 x8 (internal) 1x PCI-E 3.0 x16	2x PCI-E 3.0 x16	1x PCI-E 3.0 x8 (internal) 1x PCI-E 3.0 x8 (in x16) 1x PCI-E 3.0 x16
NVMe Ports	0	0	0	0	0
Compatible Motherboards	X11DPU, X10DRU-i+	X11DPU, X10DRU-i+ X10DRU-X	X10DRU-i+ X10DRU-X	X11DPU, X10DRU-i+, X10DRU-X	X11DPU, X10DRU-i+, X10DRU-X
Compatible Systems	SYS-2029U-E1CR4T SYS-2029U-TR4T SYS-6029U-E1CR4T SYS-6029U-TR4T	SYS-2029U-TR4, SYS-2029U-E1CR4, SYS-6029U-TR4, SYS-6029U-E1CR4, SYS-2029UZ-TR4+, SYS-6028U-TR4+ SYS-2028U-TR4+ SYS-6028U-TR4+	SYS-2028U-TR4T+ SYS-6028U-TR4T+	SYS-2048U-RTR4	SYS-2029U-TRT, SYS-2029U-E1CRT, SYS-6029U-TRT, SYS-6029U-E1CRT, SYS-6028U-TRT+ SYS-2028U-TRT+ SYS-2048U-RTR4

* Available as integrated solutions with Supermicro servers.



Model	AOC-2URN4-i4XT	AOC-2UR8N4-i2XT	AOC-2UR68-i2XS	AOC-2UR6N4-i4XT	AOC-2UR68-m2TS
Form Factor	2U Ultra Riser	2U Ultra Riser	2U Ultra Riser	2U Ultra Riser	2U Ultra Riser
Controller Type	10GBase-T	10GBase-T	10G SFP+	10GBase-T	25GbE
Chipset	Intel® X540	Intel® X540	Intel® 82599ES	Intel® X550	Mellanox® ConnectX-4 LxEN
Port #	4	2	2	4	2
Connector	RJ45	RJ45	SFP+	RJ45	SFP28
PCI-E Slot	1x PCI-E 3.0 x8 (internal)	1x PCI-E 3.0 x8 (internal) 1x PCI-E 3.0 x8 (in x16)	1x PCI-E 3.0 x8 (internal) 1x PCI-E 3.0 x8 (in x16) 1x PCI-E 3.0 x16	1x PCI-E 3.0 x16	1x PCI-E 3.0 x8 (internal) 1x PCI-E 3.0 x8 (in x16) 1x PCI-E 3.0 x16
NVMe Ports	4	4	0	4	0
Compatible Motherboards	X10DRU-i+, X10DRU-X	X10DRU-i+, X10DRU-X	X11DPU, X10DRU-i+, X10DRU-X	X11DPU, X10DRU-i+	X11DPU, X10DRU-i+
Compatible Systems	SYS-2028U-TNR4T+ SYS-6028U-TNR4T+ SYS-2028U-E1CNR4T+ SYS-6028U-E1CNR4T+	SYS-2028U-TNRT+ SYS-6028U-TNRT+ SYS-2028U-E1CNRT+ SYS-6028U-E1CNRT+	SYS-2029U-TRTP, SYS-2029U-E1CRTP, SYS-6029U-TRTP, SYS-6029U-E1CRTP, SYS-6028U-TRTP+ SYS-2028U-TRTP+ SYS-2048U-RTR4	SYS-2028U-T24RT+	SYS-2029UZ-TN20R25M SYS-2029U-TR25M SYS-2029U-E1C25M SYS-6029U-TR25M

* Available as integrated solutions with Supermicro servers.

NETWORK ADAPTERS

Faster, More Flexible Networking

With outstanding performance, high power efficiency and excellent value, Supermicro's network adapters can help improve network throughput and application performance through features that maximize bandwidth and offload CPU resources. From 100G, 50G, 40G, 25G Ethernet to InfiniBand technologies, multi-port connectivity, in SIOM, Ultra, microLP and standard form factors, Supermicro's network adapters are optimized for the most demanding multi-core computing systems.

100G Controllers




Model	AOC-SHFI-i1C	AOC-S100G-m2C
Type	Standard Low Profile	Standard Low-Profile
Description	Single Port 100Gbps Intel® Omni Path Host Fabric Interface Adapter	Dual-port 100GbE
Interface	PCI-E 3.0 x16	PCI-E 3.0 x16
Port	1 QSFP28	2 QSFP28
Speed	100Gbps	100Gbps/port
Controller	Intel® OPA HFI ASIC	Mellanox® ConnectX-4 EN
Dimension (LxW) (without end brackets)	6.6" x 2.713" (16.76 x 6.89cm)	6.6" x 2.713" (16.76 x 6.89cm)
Compatible Motherboards	All MBs with a PCI-E x16 slot	All MBs with a PCI-E x16 slot
Compatible Servers	All Servers with a PCI-E x16 slot	All Servers with a PCI-E x16 slot

10GbE Controllers



Model	AOC-CTGS-i2T	AOC-STG-b4S	AOC-CTG-i2T	AOC-CTG-i2S	AOC-CTG-i1S
Type	MicroLP	Standard Low-profile	MicroLP	MicroLP	MicroLP
Description	MicroLP Dual-port 10GbE	Standard Low-profile 10GbE	MicroLP Dual-port 10GbE	Dual-port 10GbE	Single-port 10GbE
Interface	PCI-E 3.0 x4	PCI-E x8	PCI-E 2.0 x8	PCI-E 2.0 x8	PCI-E 2.0 x8
Port	2 RJ45	4 SFP+	2 RJ45	2 SFP+ ports / 2 USB ports	1 SFP+ port / 2 USB ports
Ethernet Speed	10Gb/port	10Gb/port	10Gb/port	10Gb/port	10Gb/port
Controller	Intel® X550-AT2	Broadcom® BCM57840S	Intel® X540	Intel® 82599ES	Intel® 82599EN
Dimension (LxW) (without end brackets)	4.45" x 1.54" (11.3 x 3.9cm)	5.4" x 2.73" (13.7 x 6.9cm)	4.8" x 2.75" (12.32 x 7.0cm)	4.85" x 1.54" (12.3 x 3.9cm)	4.45" x 1.54" (11.3 x 3.9cm)
Compatible Motherboards	X11SSE-F	All MBs with a PCI-E x8 slot	X9DRT-HF+, X9DRFR, X10DRFR, X10DRFR-N(T)	X9DRT-HF+, X9SRD-F, X9DRFR, X10DRFR, X10DRFR-N(T)	X9DRT-HF+, X9SRD-F, X9DRFR, X10DRFR, X10DRFR-N(T)
Compatible Servers	MicroCloud, 2U Twin2+, 2U Twin+ and FatTwin	All servers with a PCI-E x8 slot	2U Twin+, and FatTwin w/ 4-node only	MicroCloud, 2U Twin2+, 2U Twin+, and FatTwin	MicroCloud, 2U Twin2+, 2U Twin+, and FatTwin

25/1GbE Controllers & SFP+ Transceiver



Model	AOC-S25G-b2S	AOC-S25G-m2S	AOC-C25G-m1S	AOC-CG-i2	AOC-CGP-i2	AOC-PG-i2+*	AOC-E10GSFSPR
Type	Standard Low-profile	Standard Low-Profile	MicroLP	MicroLP	MicroLP	Proprietary	SFP+ Transceiver
Description	Dual-port 25GbE	Dual-port 25GbE	1U MicroLP Single-port 25GbE controller with 1x SFP28 port.	Dual-port GbE	Dual-port GbE	Low-profile Dual-port GbE	1000Base-SX / 10GBase-SR plug-in module
Interface	PCI-E x8	PCI-E 3.0 x8	PCI-E 3.0 x8	PCI-E x4	PCI-E x4	PCI-E 2.0 x4	Cabling Type: MMF 62.5/50 µm
Port	2 SFP28	2 SFP28	1 SFP28 ports	2 RJ45 ports	2 RJ45 ports	2 RJ45 ports	
Speed	25Gb/port	25Gb/port	25Gb/port (Ethernet)	1 Gb/port	1 Gb/port	1 Gb/port	
Controller	Broadcom® BCM57414	Mellanox® ConnectX-4 LX	Mellanox® ConnectX-4 Lx EN	Intel® 82580	Intel® i350	Intel® 82576EB	
Dimension (LxW) (without end brackets)	5.6" x 2.713" (14.224 x 6.89cm)	5.6" x 2.713" (14.224 x 6.89cm)	4.45" x 1.54" (11.3 x 3.9cm)	4.45" x 1.32" (11.3 x 3.35cm)	4.45" x 1.54" (11.3 x 3.9cm)	3.78" x 2.44" (9.6 x 6.2cm)	
Compatible Motherboards	All MBs with a PCI-E x8 slot	All MBs with a PCI-E x8 slot	X10DRFR	X9SCD-F	X9DRT-HF+, X9SRD-F, X9DRFR	X8DTU/-F (Require RSC-R1UU-E8PR)	Compatible Add-on Cards: AOC-STG-i4S, AOC-STGN-i1S, AOC-STGN-i2S, AOC-STG-b4S, AOC-CTG-i1S, AOC-CTG-i2S, AOC-PTG-i1S, AOC-MTG-i4S, AOC-MTGN-i2S
Compatible Servers	All servers with a PCI-E x8 slot	All servers with a PCI-E x8 slot	FatTwin MicroCloud	5037MC-H8TRF	MicroCloud, 2U Twin2+, 2U Twin+, and FatTwin	6016T-UF, 6016T-NTF, 6016T-NTRF, 1026T-URF, 1026T-UF, 6016T-URF (Require RSC-R1UU-E8PR)	

* Standard form factor is available as integrated solution with Supermicro server and motherboards.

SIOM NETWORK ADAPTERS

**SIOM
Networking
Adapters**



Model	AOC-MGP-i2	AOC-MGP-i4	AOC-MTGN-i2S	AOC-MTG-i4S	AOC-MTG-i2T	AOC-MTG-i4T	AOC-MH25G-m2S2T
Type	SIOM	SIOM	SIOM	SIOM	SIOM	SIOM	SIOM
Description	Dual-port GbE	Quad-port GbE	Dual-port 10GbE	Quad-port 10GbE	Dual-port 10GbE	Quad-port 10GbE	Dual-port 25GbE & Dual-port 10GbE
Port	2 RJ45 ports	4 RJ45 ports	2 SFP+ ports	4 SFP+ ports	2 RJ45 ports	4 RJ45 ports	2 SFP28 & 2 RJ45 ports
Speed	1Gb/port	1Gb/port	10Gb/port	10Gb/port	10Gb/port	10Gb/port	25Gb/port 10Gb/port
Controller	Intel® i350	Intel® i350	Intel® 82599ES	Intel® XL710	Intel® X550	Intel® X550	Mellanox® ConnectX-4 Lx EN Intel® X550
Dimension (LxW) (without end brackets)	3.622" x 3.428" (9.2 x 8.708cm)	3.622" x 3.428" (9.2 x 8.708cm)	3.622" x 3.428" (9.2 x 8.708cm)	3.622" x 3.428" (9.2 x 8.708cm)	3.622" x 3.428" (9.2 x 8.708cm)	3.622" x 3.428" (9.2 x 8.708cm)	3.622" x 3.428" (9.2 x 8.708cm)
Compatible Motherboards	Supermicro® Motherboards with SIOM slot	Supermicro® Motherboards with SIOM slot	Supermicro® Motherboards with SIOM slot	Supermicro® Motherboards with SIOM slot	Supermicro® Motherboards with SIOM slot	Supermicro® Motherboards with SIOM slot	Supermicro® Motherboards with SIOM slot
Compatible Servers	Supermicro® Servers with SIOM slot	Supermicro® Servers with SIOM slot	Supermicro® Servers with SIOM slot	Supermicro® Servers with SIOM slot	Supermicro® Servers with SIOM slot	Supermicro® Servers with SIOM slot	Supermicro® Servers with SIOM slot

NEW!

NEW!

NEW!

NEW!

**SIOM
Networking
Adapters**



Model	AOC-M25G-m4S	AOC-M25G-i2S	AOC-MH25G-b2S2G	AOC-MHIBF-m2Q2G	AOC-MHIBF-m1Q2G	AOC-MHFI-i1C	AOC-MHIBE-m1CG
Type	SIOM	SIOM	SIOM	SIOM	SIOM	SIOM	SIOM
Description	Quad-port 25GbE	Dual-port 25GbE	Dual-port 25GbE	Dual-port IB FDR & Dual-port GbE	Single-port IB FDR & Dual-port GbE	Single-port Host Fabric Interface	Single-port InfiniBand EDR or 100GbE and Single-port GbE
Port	4 SFP28 ports	2 SFP28 ports	2 SFP28 ports 2 RJ45 ports	2 QSFP & 2 RJ45 ports	1 QSFP & 2 RJ45 ports	1 QSFP28 port	1 QSFP28 port 1 RJ45 port
Speed	25Gb/port	25Gb/port	25Gb/port or 1Gb/port	56Gb/port 1Gb/port	56Gb/port 1Gb/port	100Gb/port	100Gb/port or 1Gb/port
Controller	Mellanox® ConnectX-4 Lx EN	Intel® XXV710	Broadcom® BCM57414 Intel® i350	Mellanox® ConnectX-3 Pro Intel® i350	Mellanox® ConnectX-3 Pro Intel® i350	Intel® Omni Path HFI ASIC	Mellanox® ConnectX-4 VPI Intel® i210
Dimension (LxW) (without end brackets)	3.428" x 3.622" (8.71 x 9.2cm)	3.428" x 3.622" (8.71 x 9.2cm)	3.428" x 3.622" (8.71 x 9.2cm)	3.622" x 3.428" (9.2 x 8.708cm)	3.622" x 3.428" (9.2 x 8.708cm)	3.622" x 3.428" (9.2 x 8.708cm)	3.428" x 3.622" (8.71 x 9.2cm)
Compatible Motherboards	Supermicro® Motherboards with SIOM slot	Supermicro® Motherboards with SIOM slot	Supermicro® Motherboards with SIOM slot	Supermicro® Motherboards with SIOM slot	Supermicro® Motherboards with SIOM slot	Supermicro® Motherboards with SIOM slot	Supermicro® Motherboards with SIOM slot
Compatible Servers	Supermicro® Servers with SIOM slot	Supermicro® Servers with SIOM slot	Supermicro® Servers with SIOM slot	Supermicro® Servers with SIOM slot	Supermicro® Servers with SIOM slot	Supermicro® Servers with SIOM slot	Supermicro® Servers with SIOM slot

Storage Mezzanine Cards

NEW!

NEW!

NEW!

NEW!

NEW!



Model	AOM-S3008M-L8	AOM-S3108M-H8L	AOM-S3108-H8	AOM-B3108-H8	AOM-S3108M-H8	AOM-S3008-L8-SB
Compatible MBs	X10DSC+	X10DSC+	X9DRW-CF31 X9DRW-CTF31 X9DRW-CTF31	B10DRC	X10DRW-I X10DRW-IN X10DRW-IT X10DDW-I X10DDW-IN	X10DRS
Features	8 internal ports, 12Gb/s per port, 240 SATA/SAS drives, IT mode	8 internal ports, 12Gb/s per port, 240 SATA/SAS drives, RAID 0, 1, 5, 10, 6, 60 2 GB cache with protection BTR-CV3108-U1	8 internal ports, 12Gb/s per port, 16 SATA/SAS drives, RAID 0, 1, 5, 10, 6, 60 2 GB cache with protection BTR-TFM8G-BroadcomCVM02	8 internal ports, 12Gb/s per port, 8 SATA/SAS drives, RAID 0, 1, 5, 10, 6, 60 2 GB onboard cache with protection BTR-TFM8G-BroadcomCVM02	8 internal ports, 12Gb/s per port, 16 SATA/SAS drives, RAID 0, 1, 5, 10, 6, 60 2 GB onboard cache with protection BTR-TFM8G-BroadcomCVM02	8 internal ports, 12Gb/s per port, 112 SATA/SAS drives, IR mode, RAID 0, 1, 1e, 10

HBA AND SAS RAID CARDS

Coming Soon!

NVMe

NVMe


NVMe

NVMe

NVMe

NVMe

NVMe



Model name	AOC-MV9118	AOC-SLG3-2M2	AOC-SLG3-2E4T	AOC-SLG3-4E4T	AOC-SLG3-4E2P	AOC-SLG3-2E4	AOC-SLG3-2E4R	AOC-SLG3-4E4R
Compatible MBs	Controller: Marvell 88SD9118	All*	All*	All*	All*	All	X10DRW-i, X10DRW-IT, X10DRH, X10DRL-CT	X10DSC+, X10SRW-F
Features	6Gb/s SAS-to-SATA bridge (Interposer), 2 integrated SAS target and 1 SATA Host Port, Protocol translation, Error handling, Service all SCSI commands, SATA 1.5, 3.0 and 6.0 Gb/s compatible	x8, dual M.2 SSD expansion card, supports multiple M.2 sizes: 22x110mm; 22x80mm; 22x60mm	x8, dual OCuLink port, PLX PCI-E Switch, SW hot-swap*	x16, quad OCuLink port, Re-Timer, hot-swap*	x8, quad OCuLink port, PLX PCI-E Switch, SW hot-swap*	x8, dual port, PLX, hot-swap* (SW) * Requires backplane w/ U.2 connector	x8, dual port, re-driver (TI), hot-swap* * Requires backplane w/ U.2 connector	x16, quad port, re-driver (TI), hot-swap* * Requires backplane w/ U.2 connector

* HW restrictions may apply

New! SAS3

SAS3

SAS3

SAS3

SAS3

6Gbps



Model	AOC-S3216L-L16IT	AOC-S3108L-H8iR-16DD	AOC-S3108L-H8iR+	AOC-S3008L-L8e+	AOC-S3008L-L8i+	AOC-S2208L-H8iR+
Type	Standard	Low profile PCI-E 3.0 x8	Standard	Standard	Standard	Standard
Controller/IOP	BroadcomSAS 3216	BroadcomSAS 3108	BroadcomSAS 3108	BroadcomSAS 3008	BroadcomSAS 3008	BroadcomSAS 2208
SAS Port	16 ports, 12Gbps per port, 16 Internal, Low Profile, 1024 SATA/SAS Drives	8 ports, 12Gbps per port, 8 Internal, Low Profile, 16 SATA/SAS Drives	8 ports, 12Gbps per port, 8 Internal, Low Profile, 240 SATA/SAS Drives	8 ports, 12Gbps per port, 8 Internal, Low Profile, 122 SATA/SAS Drives	8 ports, 12Gbps per port, 8 Internal, Low Profile, 63 SATA/SAS Drives	8 ports, 6Gbps per port, 8 Internal, Low Profile, 240 SATA/SAS Drives,
RAID	IT/HBA	RAID 0,1,5,6,10,50,60	RAID 0,1,5,6,10,50,60	IT/HBA Mode	RAID 0,1,10	RAID 0,1,5,6,10,50,60
Onboard Cache	-	2GB DDR3 on-card cache Optional SuperCap: BTR-TFM8G-BroadcomCVM02. Installation kit PN=MCP-240-00127-0N	2GB DDR3 on-card cache Optional SuperCap: BTR-TFM8G-BroadcomCVM02. Installation kit PN=MCP-240-00127-0N	-	-	1GB DDR3 on-card cache w/ Battery Back-up or SuperCap, Optional Battery Backup Unit: BTR-0022L-Broadcom00279 / MCP-450-00001-0N / Ambient Temp 45C, SuperCap option: BTR-0024LH-Broadcom00297. Installation kit PN=MCP-240-00127-0N

6Gbps

6Gbps




6Gbps

6Gbps

6Gbps

6Gbps

6Gbps



Model	AOC-S2308L-L8e+	AOC-S2308L-L8i+	AOC-SAS2LP-H8iR+	AOC-SAS2LP-H8iR-16DD+	AOC-USAS2LP-H8iR*	AOC-USAS2-L8iR	AOC-USAS2-L8i
Type	Standard	Standard	Standard	Standard	UIO	UIO	UIO
Controller/IOP	BroadcomSAS 2308	BroadcomSAS 2308	BroadcomSAS 2108	BroadcomSAS 2108	BroadcomSAS 2108	BroadcomSAS 2008	BroadcomSAS 2008
SAS Port	8 ports, 6Gbps per port, 8 Internal, Low Profile, 122 SATA/SAS Drives	8 ports, 6Gbps per port, 8 Internal, Low Profile, 63 SATA/SAS Drives	8 ports, 6Gbps per port, 8 Internal, Low Profile, 240 SATA/SAS Drives	8 ports, 6Gbps per port, 8 Internal, Low Profile 16 SATA/SAS Drives	8 ports, 6Gbps per port 8 Internal, Low Profile	8 ports, 6Gbps per port 8 Internal	8 ports, 6Gbps per port 8 Internal
RAID	IT/HBA Mode	RAID 0,1,10	RAID 0,1,5,6,10,50,60	RAID 0,1,5,6,10,50,60	RAID 0,1,5,6,10,50,60	RAID 0,1,5,10	RAID 0,1,10,1E
Onboard Cache	-	-	512MB DDR2 on-card cache w/ Optional Battery Backup Unit: BTR-0023L-Broadcom00264	512MB DDR2 on-card cache w/ Optional Battery Backup Unit: BTR-0023L-Broadcom00264	512 MB DDR2 on-card cache w/ Optional Battery Backup Unit: BTR-0023L-Broadcom00264	-	-

6Gbps

6Gbps





6Gbps



Model	AOC-USAS2-L8E	AOC-SAS2LP-H4iR+	AOC-SAS2LP-MV8	AOC-USAS-L8i**	AOC-USASLP-L8i**	AOC-USAS-L4iR**	AOC-SASLP-MV8**
Type	UIO	Standard	Standard	UIO	UIO	UIO	Standard
Controller/IOP	BroadcomSAS 2008	BroadcomSAS 2108	Marvel 9480 based	BroadcomSAS 1068E	BroadcomSAS 1068E	BroadcomSAS 1068E	Marvell Hercules-2
SAS Port	8 ports, 6Gbps per port 8 Internal	8 ports, 6Gbps per port, 4 Internal, 4 external, Low Profile, 240 SATA/SAS Drives	8 ports, 6Gbps per port 8 Internal, Low Profile	8 ports, 3Gbps per port 8 Internal	8 ports, 3Gbps per port 8 Internal, Low Profile	8 ports, 3Gbps per port 4 Internal, 4 External	8 ports, 3Gbps per port 8 Internal, Low Profile
RAID	IT mode / HBA	RAID 0,1,5,6,10,50,60	HBA	IT/HBA Mode	IT/HBA Mode	RAID 0,1,10	HBA only
Onboard Cache	-	512MB DDR2 on-card cache w/ battery w/ Optional Battery Backup Unit: BTR-0023L-Broadcom00264	-	-	-	-	-

RISER CARDS

1U GPU/Coprocessor (Left Hand Side)

Product Image	Model Name	Category/ Form Factor	MB Fit Type	Riser Card Output Type	Design Type	X9 Support	Motherboards	Chassis	SuperServer	GPU Support	Gen2 Support	Gen3 Support	Auto Detection
	RSC-G-A66-X	1U GPU LHS	1 Universal Slot (GPU)	2 PCI-E x16	Active	No	X10DRG-H, X10DRG-HT	N/A	N/A	Yes	Yes	Yes	Yes
	RSC-R1UG-E16B-X9	1U GPU LHS	PCI-E x16	1 PCI-E x16	Passive	Yes	X9DRG-HF	118GQ	1027GR-TQF, 1027GR-TQF-FM409, 1027GR-TQF-FM475, 1027GR-TQFT, 1027GR-TRF, 1027GR-TRF-FM309, 1027GR-TRF-FM375, 1027GR-TRFT, 1027GR-TSF	Yes	Yes	Yes	Yes
	RSC-R1UG-E16-UP	1U GPU LHS	Universal Slot (GPU)	1 PCI-E x16	Passive	Yes	X9SRG-F	118GQ	1017GR-TF, 1017GR-TF-FM209, 1017GR-TF-FM275, 5017GR-TF, 5017GR-TF-FM209, 5017GR-TF-FM275	Yes	Yes	Yes	Yes
	RSC-R1UG-E16-X9	1U GPU LHS	PCI-E x16	1 PCI-E x16	Passive	Yes	X9DRG-HF+	118GQ	1027GR-TRF+	Yes	Yes	No	No
	RSC-R1UG-A2E16-X9	1U GPU LHS	Universal Slot (GPU)	2 PCI-E x16	Active	Yes	X9DRG-H(T)F+, X10DRG-H	118GQ	1027GR-TRF+1027GR-TRFT+	Yes	Yes	Yes	No
	RSC-R1UG-E16B+II	1U GPU LHS	Universal Slot (GPU)	1 PCI-E x16	Passive	Yes	X9DRG-HF+II, X9DRG-HTF+II	118GH-R1K66B	1027GR	Yes	Yes	Yes	Yes
	RSC-R1UG-E16A+II	1U GPU LHS	Universal Slot (GPU)	1 PCI-E x16	Passive	Yes	X9DRG-HF+II, X9DRG-HTF+II	118GH-R1K66B	1027GR	Yes	Yes	Yes	Yes
	RSC-R1UG-E16B	1U GPU LHS	Universal Slot (GPU)	1 PCI-E x16	Passive	No	X8DTG-QF+	118GQ	1026GT-TRF, 1026GT-TRF-FM307, 1026GT-TRF-FM309, 1026GT-TRF-FM375, 1026GT-TSF	Yes	Yes	No	No
	RSC-R1UG-E16	1U GPU LHS	Universal Slot (GPU)	1 PCI-E x16	Passive	No	X8DTG-DF	818G-1400, 818G-1400B, 818G-1K43B, 818G-R1400, 118G-1400B, 118G-1800B, 118G-1K43B	1026GT-TF, 1026GT-TF-FM, 2071026GT-TF-FM, 2756016GT-TF-, 2076016GT-TF-FM, 2096016GT-TF-FM275, 1026GT-TF-FM205, 1026GT-TF-FM209, 6016GT-TF-FM205	Yes	Yes	No	No
	RSC-R1UG-E16S	1U GPU LHS	PCI-E x16	1 PCI-E x16	Passive	No	H8DGG-QF	118G-1400B, 118G-1800B, 118G-1K43B	1022GG-TF, 1122GG-TF	Yes	Yes	No	No
	RSC-R1UG-E16A-X9	1U GPU LHS	PCI-E x16	1 PCI-E x16	Passive	Yes	X9DRG-HF	118GQ	1027GR-TQF, 1027GR-TQF-FM409, 1027GR-TQF-FM475, 1027GR-TQFT, 1027GR-TRF, 1027GR-TRF-FM309, 1027GR-TRF-FM375, 1027GR-TRFT, 1027GR-TSF	Yes	Yes	Yes	No
	RSC-R1UG-2E8G	1U GPU LHS	Universal Slot (GPU)	2 PCI-E x8	Passive	No	X8DTG-DF	818G-1400, 818G-1400B, 818G-1K43B, 818G-R1400, 118G-1400B, 118G-1800B, 118G-1K43B	1026GT-TF-FM107, 1026GT-TF-FM109, 6016GT-TF-FM107, 6016GT-TF-FM109, 6016GT-TF-FM175, 1026GT-TF-FM105, 1026GT-TF-FM175	No	Yes	No	No
	RSC-R1UG-E16A	1U GPU LHS	PCI-E x16	2 PCI-E x16	Passive	No	X8DTG-QF+	118GQ	1026GT-TRF, 1026GT-TRF-FM307, 1026GT-TRF-FM309, 1026GT-TRF-FM375, 1026GT-TSF	Yes	Yes	No	No
	RSC-R1UG-2E8G-UP	1U GPU LHS	Universal Slot (GPU)	2 PCI-E x8	Passive	Yes	X9SRG-F	118GQ	1017GR-TF-FM109, 1017GR-TF-FM175, 5017GR-TF-FM109, 5017GR-TF-FM175	No	Yes	Yes	Yes

RISER CARDS

1U GPU/Coprocessor (Left Hand Side)







Product Image	Model Name	Category/ Form Factor	MB Fit Type	Riser Card Output Type	Design Type	X9 Support	Motherboards	Chassis	SuperServer	GPU Support	Gen2 Support	Gen3 Support	Auto Detection
	RSC-G-6	1U GPU LHS	1 PCI-E x16	1 PCI-E x16	Passive	Yes	X10DGQ	SC118GQE-R2K03P	1028GQ-TRT, 1028GQ-TR	Yes	Yes	Yes	Yes
	RSC-R1UG-E16B-X9	1U GPU LHS	PCI-E x16	1 PCI-E x16	Passive	Yes	X9DRG-HF	118GQ	1027GR-TQF, 1027GR-TQF-FM409, 1027GR-TQF-FM475, 1027GR- TQFT, 1027GR-TRF, 1027GR-TRF- FM309, 1027GR-TRF-FM375, 1027GR-TRFT, 1027GR-TSF	Yes	Yes	Yes	Yes
	RSC-R1UG-E16-UP	1U GPU LHS	Universal Slot (GPU)	1 PCI-E x16	Passive	Yes	X9SRG-F	118GQ	1017GR-TF, 1017GR-TF-FM209, 1017GR-TF-FM275, 5017GR-TF, 5017GR-TF-FM209, 5017GR- TF-FM275	Yes	Yes	Yes	Yes
	RSC-R1UG-E16-X9	1U GPU LHS	PCI-E x16	1 PCI-E x16	Passive	Yes	X9DRG-HF+	118GQ	1027GR-TRF+	Yes	Yes	No	No
	RSC-R1UG-A2E16-X9	1U GPU LHS	Universal Slot (GPU)	2 PCI-E x16	Active	Yes	X9DRG-H(T)F+, X10DRG-H	118GQ	1027GR-TRF+1027GR-TRFT+	Yes	Yes	Yes	No
	RSC-R1UG-E16B+II	1U GPU LHS	Universal Slot (GPU)	1 PCI-E x16	Passive	Yes	X9DRG-HF+II, X9DRG-HTF+II	118GH-R1K66B	1027GR	Yes	Yes	Yes	Yes
	RSC-R1UG-E16A+II	1U GPU LHS	Universal Slot (GPU)	1 PCI-E x16	Passive	Yes	X9DRG-HF+II, X9DRG-HTF+II	118GH-R1K66B	1027GR	Yes	Yes	Yes	Yes
	RSC-R1UG-E16B	1U GPU LHS	Universal Slot (GPU)	1 PCI-E x16	Passive	No	X8DTG-QF+	118GQ	1026GT-TRF, 1026GT-TRF-FM307, 1026GT-TRF-FM309, 1026GT-TRF- FM375, 1026GT-TSF	Yes	Yes	No	No
	RSC-R1UG-E16	1U GPU LHS	Universal Slot (GPU)	1 PCI-E x16	Passive	No	X8DTG-DF	818G-1400, 818G-1400B, 818G-1K43B, 818G- R1400, 118G-1400B, 118G-1800B, 118G-1K43B	1026GT-TF, 1026GT-TF-FM, 2071026GT-TF-FM, 2756016GT- TF, 2076016GT-TF-FM, 2096016GT-TF-FM275, 1026GT- TF-FM205, 1026GT-TF-FM209, 6016GT-TF-FM205	Yes	Yes	No	No
	RSC-R1UG-E16S	1U GPU LHS	PCI-E x16	1 PCI-E x16	Passive	No	H8DGG-QF	118G-1400B, 118G-1800B, 118G-1K43B	1022GG-TF, 1122GG-TF	Yes	Yes	No	No
	RSC-R1UG-E16A-X9	1U GPU LHS	PCI-E x16	1 PCI-E x16	Passive	Yes	X9DRG-HF	118GQ	1027GR-TQF, 1027GR-TQF-FM409, 1027GR-TQF-FM475, 1027GR- TQFT, 1027GR-TRF, 1027GR-TRF- FM309, 1027GR-TRF-FM375, 1027GR-TRFT, 1027GR-TSF	Yes	Yes	Yes	No
	RSC-R1UG-2E8G	1U GPU LHS	Universal Slot (GPU)	2 PCI-E x8	Passive	No	X8DTG-DF	818G-1400, 818G-1400B, 818G-1K43B, 818G- R1400, 118G-1400B, 118G-1800B, 118G-1K43B	1026GT-TF-FM107, 1026GT- TF-FM109, 6016GT-TF-FM107, 6016GT-TF-FM109, 6016GT- TF-FM175, 1026GT-TF-FM105, 1026GT-TF-FM175	No	Yes	No	No
	RSC-R1UG-E16A	1U GPU LHS	PCI-E x16	2 PCI-E x16	Passive	No	X8DTG-QF+	118GQ	1026GT-TRF, 1026GT-TRF-FM307, 1026GT-TRF-FM309, 1026GT-TRF- FM375, 1026GT-TSF	Yes	Yes	No	No
	RSC-R1UG-2E8G-UP	1U GPU LHS	Universal Slot (GPU)	2 PCI-E x8	Passive	Yes	X9SRG-F	118GQ	1017GR-TF-FM109, 1017GR- TF-FM175, 5017GR-TF-FM109, 5017GR-TF-FM175	No	Yes	Yes	Yes

1U GPU/Coprocessor (Right Hand Side)



Product Image	Model Name	Category/ Form Factor	MB Fit Type	Riser Card Output Type	Design Type	X9 Support	Motherboards	Chassis	SuperServer	GPU Support	Gen2 Support	Gen3 Support	Auto Detection
	RSC-GR-A88	1U GPU RHS	SMC Proprietary	2 PCI-E x8	Active	No	X10DGQ	SC118GQE-R2K03P	1028GQ-TRT, 1028GQ-TR	No	Yes	Yes	Yes
	RSC-GR-6	1U GPU RHS	1 PCI-E x16	1 PCI-E x16	Passive	No	X10DGQ	SC118GQE-R2K03P	1028GQ-TRT, 1028GQ-TR	Yes	Yes	Yes	Yes
	RSC-R1UG-2E8AR+II	1U GPU RHS	1 PCI-E x16	2 PCI-E x8	Passive	Yes	N/A	N/A	N/A	Yes	Yes	Yes	Yes
	RSC-R1UG-E16R-UP	1U GPU RHS	Universal Slot (GPU)	1 PCI-E x16	Passive	Yes	X9SRG-F	118G-1400B118G- 1800B118G-1K43B	1017GR-TF, 1017GR-TF-FM109, 1017GR-TF-FM175, 1017GR- TF-FM209, 1017GR-TF-FM275, 5017GR-TF, 5017GR-TF-FM109, 5017GR-TF-FM209, 5017GR-TF- FM275	No	Yes	Yes	Yes
	RSC-R1UG-E16R+II	1U GPU RHS	Universal Slot (GPU)	1 PCI-E x16	Passive	Yes	X9DRG-HF+II, X9DRG-HTF+II, X10DRG-H (T)	SC118GH	1027GR	Yes	Yes	Yes	Yes
	RSC-R1UG-E16BR-X9	1U GPU LHS	PCI-E x16	1 PCI-E x16	Passive	Yes	X9DRG-HF	118GQ	1027GR-TQF, 1027GR-TQF-FM409, 1027GR-TQF-FM475, 1027GR-TQFT, 1027GR-TRF, 1027GR-TRF-FM309, 1027GR-TRF-FM375, 1027GR-TRFT, 1027GR-TSF	Yes	Yes	Yes	No
	RSC-R1UG-E16AR+II	1U GPU RHS	Universal Slot (GPU)	1 PCI-E x16	Passive	Yes	X9DRG-HF+II, X9DRG-HTF+II, X10DRG-H (T)	SC118GH	1027GR-TR2 1027GR-TRT2+	Yes	Yes	Yes	Yes
	RSC-R1UG-E16AR-X9	1U GPU RHS	PCI-E x16	1 PCI-E x16	Passive	Yes	X9DRG-HF, X8DTG-QF+	118G-1400B, 118G-1800B, 118G-1K43B	1026GT-TRF, 1026GT-TRF-FM307, 1026GT- TRF-FM309, 1026GT-TRF-FM375, 1026GT- TRF-FM409, 1026GT-TRF-FM475, 1027GR-TQF, 1027GR-TRF, 1027GR-TRF+, 1027GR-TRF-FM309, 1027GR-TRF-FM375, 1027GR-TRFT, 1027GR-TRFT+, 1027GR-TSF, 1026GT-TSF	Yes	Yes	Yes	No

RISER CARDS



1U UIO (Left Hand Side)

Product Image	Model Name	Category/Form Factor	MB Fit Type	Riser Card Output Type	Design Type	X9 Support	Motherboards	Chassis	SuperServer	GPU Support	Gen2 Support	Gen3 Support	Auto Detection	
	RSC-R1UU-E16	1U UIO LHS	Universal SXB2 Slot (UIO)	1 PCI-E x16	Passive	No	X8DTU, X8DTU-F, X8DTU-LN4F+, X8SIU-FH8DMU+, H8SMU, H8DGU, H8DGU-F, H8DGU-LN4F+, X7DBU, X7DGU, X7DWU, X7DCU, X8DTU-6F, X8DTU-6TF, X7SBU, PDSMU, X8SIU	113TQ-560UB, 113TQ-563UB, 113TQ-600UB, 113TQ-R500UB, 113TQ-R650UB, 815TQ-560UB, 815TQ-563UB, 815TQ-600UB, 815TQ-710UB, 812L-280U, 812L-280UB, 812L-520U, 812L-600UB, 111T-560UB, 111TQ-563UB, 111TQ-600UB, 111LT-330UB, 111LT-360UB, 119TQ-R700UB, 819TQ-R700UB, SC515-280UB	N/A	Yes	Yes, depending on MB	No	No	
	RSC-R1UU-2E8	1U UIO LHS	Universal SXB2 Slot (UIO)	2 PCI-E x8	Passive	No	X8DTU, X8DTU-F, X8DTU-LN4F+, X8SIU-F, H8DMU+, H8SMU, H8DGU, H8DGU-F, H8DGU-LN4F+, X7DBU, X7DGU, X7DWU, X7DCU, X8DTU-6F, X8DTU-6TF, X7SBU, PDSMU, X8SIU, X7DBU, X7DGU, X7DWU, X7DCU, X8DTU-6F, X8DTU-6TF, X7SBU, PDSMU, X8SIU	113TQ-560UB, 113TQ-563UB, 113TQ-600UB, 113TQ-R500UB, 113TQ-R650UB, 815TQ-560UB, 815TQ-563UB, 815TQ-600UB, 815TQ-710UB, 812L-280U, 812L-280UB, 812L-520U, 812L-600UB, 111T-560UB, 111TQ-563UB, 111TQ-600UB, 111LT-330UB, 111LT-360UB, 119TQ-R700UB, 819TQ-R700UB, 515-280UB	1022G-NTF, 1026T-6RF+, 1026T-6RFT+, 6016T-6RFT+, 6016T-NTF, 6016T-NTRF, 6016T-NTRF4+, 1011M-Ni(B), 1011M-URV/B, 5015B-NTRB, 5015B-NTRV/B, 5015M-Ni(B), 5015M-NTRV/B, 5015M-NTV/B, 5016I-NTF, 6015B-Ni(B), 6015B-NTRV/B, 6015B-NTV/B, 6015C-Ni(B), 6015C-NTRV/B, 6015C-NTV/B, 6015W-Ni(B), 6015W-NTRV/B, 6015W-NTV/B, 6016T-6RF+, 6016T-NT	No	Yes, depending on MB	No	No	No
	RSC-R1UU-2U	1U UIO LHS	Universal SXB2 Slot (UIO)	2 UIO	Passive	No	X8DTU, X8DTU-F, X8DTU-LN4F+, X8SIU-F, H8DMU+, H8SMU, H8DGU, H8DGU-F, H8DGU-LN4F+, X7DBU, X7DGU, X7DWU, X7DCU, X8DTU-6F, X8DTU-6TF, X7SBU, PDSMU, X8SIU	113TQ-560UB, 113TQ-563UB, 113TQ-600UB, 113TQ-R500UB, 113TQ-R650UB, 815TQ-560UB, 815TQ-563UB, 815TQ-600UB, 815TQ-710UB, 812L-280U, 812L-280UB, 812L-520U, 812L-600UB, 111T-560UB, 111TQ-563UB, 111TQ-600UB, 111LT-330UB, 111LT-360UB, 119TQ-R700UB, 819TQ-R700UB, 515-280UB	N/A	No	Yes, depending on MB	No	No	
	RSC-R1UU-UE8	1U UIO LHS	Universal SXB2 Slot (UIO)	1 PCI-E x8; 1 UIO	Passive	No	X8DTU, X8DTU-F, X8DTU-LN4F+, X8SIU-F, H8DMU+, H8SMU, H8DGU, H8DGU-F, H8DGU-LN4F+, X7DBU, X7DGU, X7DWU, X7DCU, X8DTU-6F, X8DTU-6TF, X7SBU, PDSMU, X8SIU	113TQ-560UB, 113TQ-563UB, 113TQ-600UB, 113TQ-R500UB, 113TQ-R650UB, 815TQ-560UB, 815TQ-563UB, 815TQ-600UB, 815TQ-710UB, 812L-280U, 812L-280UB, 812L-520U, 812L-600UB, 111T-560UB, 111TQ-563UB, 111TQ-600UB, 111LT-330UB, 111LT-360UB, 119TQ-R700UB, 819TQ-R700UB, 515-280UB	1022G-NTF, 1026T-6RF+, 1026T-6RFT+, 6016T-6RFT+, 6016T-NTF, 6016T-NTRF, 6016T-NTRF4+, 1011M-Ni(B), 1011M-URV/B, 5015B-NTRB, 5015B-NTRV/B, 5015M-Ni(B), 5015M-NTRV/B, 5015M-NTV/B, 5016I-NTF, 6015B-Ni(B), 6015B-NTRV/B, 6015B-NTV/B, 6015C-Ni(B), 6015C-NTRV/B, 6015C-NTV/B, 6015W-Ni(B), 6015W-NTRV/B, 6015W-NTV/B, 6016T-6RF+, 6016T-NT	No	Yes, depending on MB	No	No	
	RSC-R1UU-E8E16	1U UIO LHS	Universal SXB2 Slot (UIO)	1 PCI-E x8; PCI-E x16	Passive	No	X8DTU, X8DTU-F, X8DTU-LN4F+, X9SPU-F, X9DBU-IF, X9DBU-3F, H8DGU, H8DGU-F, H8DGU-LN4F+, X8SIU-F, X8SIU	113TQ-560UB, 113TQ-563UB, 113TQ-600UB, 113TQ-R500UB, 113TQ-R650UB, 815TQ-560UB, 815TQ-563UB, 815TQ-600UB, 815TQ-710UB, 812L-280U, 812L-280UB, 812L-520U, 812L-600UB, 111T-560UB, 111TQ-563UB, 111TQ-600UB, 111LT-330UB, 111LT-360UB, 119TQ-R700UB, 819TQ-R700UB, 515-280UB	6017B-NTF	Yes	Yes, depending on MB	Yes, depending on MB	Yes depending on MB	
	RSC-R1UU-UE16	1U UIO LHS	Universal SXB2 Slot (UIO)	1 PCI-E x16; 1 UIO	Passive	Yes	X8DTU, X8DTU-F, X8DTU-LN4F+, X9SPU-F, X9DBU-IF, X9DBU-3F, H8DGU, H8DGU-F, H8DGU-LN4F+,	113TQ-560UB, 113TQ-563UB, 113TQ-600UB, 113TQ-R500UB, 113TQ-R650UB, 815TQ-560UB, 815TQ-563UB, 815TQ-600UB, 815TQ-710UB, 812L-280U, 812L-280UB, 812L-520U, 812L-600UB, 111T-560UB, 111TQ-563UB, 111TQ-600UB, 111LT-330UB, 111LT-360UB, 119TQ-R700UB, 819TQ-R700UB, 515-280UB	1022G-URF, 1026T-URF, 1026T-URF4+, 1026T-URF4+LR, 5017C-URF, 6016T-URF, 6016T-URF4+, 6016T-U, 6016T-U, 6017B-URF	Yes	Yes, depending on MB	Yes, depending on MB	Yes	

1U UIO (Right Hand Side)




Product Image	Model Name	Category/Form Factor	MB Fit Type	Riser Card Output Type	Design Type	X9 Support	Motherboards	Chassis	SuperServer	GPU Support	Gen2 Support	Gen3 Support	Auto Detection
	RSC-R1UU-E8PR	1U UIO RHS	PCI-E x8	1 PCI-E x8	Passive	No	X8DTU, X8DTU-F, X8DTU-LN4F+, X7DWU, X7DCU, X8DTU-6F, X8DTU-6TF	113TQ-560UB, 113TQ-563UB, 113TQ-600UB, 113TQ-R500UB, 113TQ-R650UB, 815TQ-560UB, 815TQ-563UB, 815TQ-600UB, 815TQ-710UB, 812L-280U, 812L-280UB, 812L-520U, 812L-600UB, 111T-560UB, 111TQ-563UB, 111TQ-600UB, 111LT-330UB, 111LT-360UB, 119TQ-R700UB, 819TQ-R700UB, SC515-280UB	N/A	No	Yes, depending on slots	No	No
	RSC-R1UU-E8R+	1U UIO RHS	PCI-E x8	1 PCI-E x8	Passive	No	X8SIU-F, X9SPU-F, H8SMU, X8DTU-LN4F+, X8DTU-6F+, X8SIU-F	113TQ-560UB, 113TQ-563UB, 113TQ-600UB, 113TQ-R500UB, 113TQ-R650UB, 815TQ-560UB, 815TQ-563UB, 815TQ-600UB, 815TQ-710UB, 812L-280U, 812L-280UB, 812L-520U, 812L-600UB, 111T-560UB, 111TQ-563UB, 111TQ-600UB, 111LT-330UB, 111LT-360UB, 119TQ-R700UB, 819TQ-R700UB, 515-280UB	N/A	No	No	No	No

1U WIO (Left Hand Side)

Product Image	Model Name	Category/Form Factor	MB Fit Type	Riser Card Output Type	Design Type	X9 Support	Motherboards	Chassis	SuperServer	GPU Support	Gen2 Support	Gen3 Support	Auto Detection
	RSC-W-68	1U WIO LHS	WIO Slot	1 PCI-E x8 1 PCI-E x16	Passive	Yes	X11SSW-F	WIO Chassis	5019S-WR	No	Yes	Yes	No
	RSC-W-88	1U WIO LHS	WIO Slot	2 PCI-E x8	Passive	No	X10DRW-I	WIO Chassis	6028R-WTR, 1028R-WTR, 1028R-WC1R	No	Yes	Yes	Yes

RISER CARDS








1U WIO (Left Hand Side)

	RSC-R1UW-2E16	1U WIO LHS	WIO Slot	2 PCI-E x16	Passive	Yes	X9SRW-3F, X9SRW-F, X9DRW-IF, X9DRW-3F, X9DRW-3LN4F+, X9DRW-3TF+, X10DRW-series / X10DRT-T/X10DDW-I	WIO Chassis	1027R-72BRFTP, 1027R-72RFTP, 1027R-N3RF, 1027R-WRF, 1027R-WRF4+, 1027R-WRF1+, 5017R-WRF, 6017R-72BRFT, 6017R-N3RF4+, 6017R-N3RFT+, 6017R-NTF, 6017R-WRF	Yes	Yes	Yes	Yes
	RSC-R1UW-U	1U WIO LHS	WIO Slot	1 UIO	Passive	Yes	X9SRW-3F, X9SRW-F, X9DRW-IF, X9DRW-3F, X9DRW-3LN4F+, X9DRW-3TF+, X10DRW-series, X10SRW-F	WIO Chassis	N/A	No	Yes	Yes	No
	RSC-R1UW-E16	1U WIO LHS	WIO Slot	1 UIO	Passive	Yes	X9DRD-CNT+, X10DRW-series, X10SRW-F	1U WIO Chassis	N/A	Yes	Yes	Yes	Yes





1U WIO (Right Hand Side)

Product Image	Model Name	Category/Form Factor	MB Fit Type	Riser Card Output Type	Design Type	X9 Sup-port	Motherboards	Chassis	SuperServer	GPU Support	Gen2 Sup-port	Gen3 Sup-port	Auto Detection
	RSC-R1UW-E8R	1U WIO RHS	WIO Slot	1 PCI-E x8	Passive	Yes	X9SRW-3F, X9SRW-F, X9DRW-IF, X9DRW-3TF+, X9DRW-3LN4F+, X9DRW-7TF+, X10SRW-F, X10DDW-I	WIO Chassis	5017R-WRF, 1027R-72BRFTP, 1027R-72RFTP, 1027R-WRF4+, 1027R-WRF1+, 6017R-72BRFT, 6017R-N3RF4+, 6017R-N3RFT+	No	Yes	Yes	No



2U GPU/Coprocessor (Left Hand Side)

Product Image	Model Name	Category/Form Factor	MB Fit Type	Riser Card Output Type	Design Type	X9 Sup-port	Motherboards	Chassis	SuperServer	GPU Support	Gen2 Sup-port	Gen3 Sup-port	Auto Detection
	RSC-G2F-A66	2U GPU LHS	1 PCI-E x16	2 PCI-E x16	Active	No	X10DRG-H, X10DRG-HT	SC218GH-R2K03B	2028GR-TR, 2028GR-TRH, 2028GR-TRHT, 2028GR-TRT	Yes	Yes	Yes	Yes
	RSC-R2UG-E8G-X9	2U GPU LHS	Universal Slot (GPU)	1 PCI-E x8	Passive	Yes	X9DRG-HF, X9DRG-HTF	218G-R1800B	2027GR-TRF, 2027GR-TRF-FM409, 2027GR-TRF-FM475, 2027GR-TRFT, 2027GR-TSF	No	Yes	Yes	Yes
	RSC-R2UG-A2E16-A	2U GPU LHS	Universal Slot (GPU)	2 PCI-E x16	Active	Yes	X9DRG-HF, X9DRG-HTF	218G-R1800B	2027GR-TRFH, 2027GR-TRFHT, 2027GR-TRFH-FM609, 2027GR-TRFH-FM675	Yes	Yes	Yes	Yes
	RSC-R2UG-A2E16-B	2U GPU LHS	Universal Slot (GPU)	2 PCI-E x16	Active	Yes	X9DRG-HF, X9DRG-HTF	218G-R1800B	2027GR-TRFH, 2027GR-TRFHT, 2027GR-TRFH-FM609, 2027GR-TRFH-FM675	Yes	Yes	Yes	Yes
	RSC-R2UG-2E4E8	2U GPU LHS	PCI-E x16	1 PCI-E x8; 2 PCI-E x4	Passive	Yes	X8DTG-QF+	218G-R1800B	2026GT-TF, 2026GT-TRF, 2026GT-TRF-FM407, 2026GT-TRF-FM409	N/A	Yes	No	Yes
	RSC-R2UG-2E16	2U GPU LHS	Universal Slot (GPU)	2 PCI-E x16	Passive	No	X8DTG-QF+	218G-R1800B	2026GT-TF, 2026GT-TRF, 2026GT-TRF-FM407, 2026GT-TRF-FM409	Yes	Yes	No	Yes
	RSC-R2UG-2E16-X9	2U GPU LHS	Universal Slot (GPU)	2 PCI-E x16	Passive	Yes	X9DRG-HF, X9DRG-HTF, X10DRG-H (T)	218G-R1800B	2027GR-TRF, 2027GR-TRF-FM409, 2027GR-TRF-FM475, 2027GR-TRFT, 2027GR-TSF	Yes	Yes	Yes	Yes

2U GPU/Coprocessor (Right Hand Side)





Product Image	Model Name	Category/Form Factor	MB Fit Type	Riser Card Output Type	Design Type	X9 Sup-port	Motherboards	Chassis	SuperServer	GPU Support	Gen2 Sup-port	Gen3 Sup-port	Auto Detection
	RSC-G2FR-A66	2U GPU RHS	1 PCI-E x16	2 PCI-E x16	Active	Yes	X10DRG-H, X10DRG-HT	SC218GH-R2K03B	2028GR-TR, 2028GR-TRH, 2028GR-TRHT, 2028GR-TRT	Yes	Yes	Yes	Yes
	RSC-R2UG-UR-X9	2U GPU RHS	PCI-E x8	1 UIO	Passive	Yes	X8DTG-QF+, X9DRG-QF+	218G-R1800B	N/A	N/A	Yes	Yes	N/A
	RSC-R2UG-E16R-X9	2U GPU RHS	PCI-E x16	1 PCI-E x16	Passive	Yes	X8DTG-QF+	218G-R1800B	2026GT-TF, 2026GT-TRF, 2026GT-TRF-FM407, 2026GT-TRF-FM409, 2026GT-TRF-FM475, 2027GR-TRFH, 2027GR-TRFH-FM609, 2027GR-TRFH-FM675, 2027GR-TRFT, 2027GR-TSF	Yes	Yes	Yes	N/A
	RSC-R2UG-2E16R-X9	2U GPU RHS	Universal Slot (GPU)	2 PCI-E x16	Passive	Yes	X8DTG-QF+X9DRG-HFX9DRG-HF+	218G-R1800B	2027GR-TRF, 2027GR-TRF-FM409, 2027GR-TRF-FM475, 2027GR-TRFH, 2027GR-TRFHT, 2026GT-TF, 2026GT-TRF, 2026GT-TRF-FM407, 2026GT-TRF-FM409, 2026GT-TRF-FM475, 2027GR-TRFH-FM609, 2027GR-TRFH-FM675, 2027GR-TRFT, 2027GR-TSF	Yes	Yes	Yes	Yes

2U Standard (Left Hand Side)





Product Image	Model Name	Category/Form Factor	MB Fit Type	Riser Card Output Type	Design Type	X9 Sup-port	Motherboards	Chassis	SuperServer	GPU Support	Gen2 Sup-port	Gen3 Sup-port	Auto Detection
	RSC-S2-88	2U Standard LHS	1 PCI-E x8	2 PCI-E x8	Passive	No	X10QRH+	CSE-218U-R1K02P	2048U-RTR4	No	Yes	Yes	Yes
	RSC-R2U-E8	2U Standard LHS	PCI-E x8	1 PCI-E x8	Passive	Yes	H8SCM-F, H8SCM, X8SIE, X8SIE-F, X8SIE-LN4, X8SIE-LN4F, X8DT3, X8DT3-F, X8DT3-LN4F, X8DT1, X8DT1-F, X8DT-LN4F, X8DTN+, X8DTN+-F, X8ST3-F, X8STE, X8ST1, X8SIL, X8SIL-F, X8SIE, X8SIE-F, X8SIE-LN4, X8SIE-LN4F, X8S36-F, X9SCL-LN4, X9SCL-LN4F, X9SCA, X9SCA-F	825MTQ-R700LPB, 825TQ-600LPB, 825TQ-R720LPB, 826A-R1200LPB, 826BA-R1K28LPB, 826BA-R920LPB, 826BE16-R1K28LPB, 826BE16-R920LPB, 216A-R900LPB, 216E16-R1200LPB	N/A	No	No	No	No

RISER CARDS

2U UIO (Left Hand Side)

	RSC-R2UU-UA3E8+	2U UIO LHS	SXB-E Universal Slot (UIO)	3 PCI-E x8; 1 UIO	Active	No	X8DTU, X8DTU-F, X8DTU-LN4F+, H8DGPU, H8DGPU-F, H8DGPU-LN4F+	UIO Chassis	2022G-URF, 2022G-URF4+, 6026T-UR, 6026T-URF	No	Yes	No	No
	RSC-R2UU-3E8G	2U UIO LHS	UIO (PCI-E x8)	3 PCI-E x8	Passive	No	X8DTU, X8DTU-F, X8DTU-LN4F+, H8DGPU, H8DGPU-F, X9DBU-3F, X9DBU-4F	UIO Chassis	N/A	No	Yes	Yes	Yes
	RSC-R2UU-UE8	2U UIO LHS	Universal SXB2 Slot (UIO)	1 UIO 11 PCI-E x8	Passive	No	H8DMU+, H8SMU, X7SBU, X7DCU, X7DBU, X7DWU, X7DGPU, X8DTU-6F, X8DTU-6TF*	UIO Chassis	N/A	No	Yes, depending on MB	No	No
	RSC-R2UU-ZE8	2U UIO LHS	Universal SXB2 Slot (UIO)	2 PCI-E x8	Passive	No	H8DMU+, H8SMU, X7SBU, X7DCU, X7DBU, X7DWU, X7DGPU, X8DTU-6F, X8DTU-6TF*	UIO Chassis	N/A	No	Yes, depending on MB	No	No




2U UIO (Right Hand Side)

Product Image	Model Name	Category/Form Factor	MB Fit Type	Riser Card Output Type	Design Type	X9 Support	Motherboards	Chassis	SuperServer	GPU Support	Gen2 Support	Gen3 Support	Auto Detection
	RSC-R2UU-2E8R	2U UIO RHS	PCI-E x16	2 PCI-E x8	Passive	No	H8DMU+, X7DWU	UIO Chassis	2021M-UR+V, 2021M-UR+B, 6025W-URV, 6025W-URB	No	Yes, depending on slots	No	No
	RSC-R2UU-2E4E8R	2U UIO RHS	PCI-E x16	2 PCI-E x4; 1 PCI-E x8	Passive	No	X8DTU-LN4F+	UIO Chassis	2026T-URF4+, 6026T-URF4+	No	Yes	No	No
	RSC-R2UU-2E4R	2U UIO RHS	PCI-E x8	2 PCI-E x4	Passive	No	X8DTU, X8DTU-F, X8DTU-6F+, X8DTU-6TF+, X9DBU-3F, X8SIU-F, X9SPU-F, X7SBU, X7DWU, X8DTU-LN4F, X8SIU	UIO Chassis	N/A	No	Yes	Yes	Yes
	RSC-R2UU-2E2E4R	2U UIO RHS	PCI-E x8	2 PCI-E x2; 1 PCI-E x4	Passive	No	H8DGPU-LN4F+	UIO Chassis	N/A	No	Yes	No	No

2U WIO (Left Hand Side)





Product Image	Model Name	Category/Form Factor	MB Fit Type	Riser Card Output Type	Design Type	X9 Support	Motherboards	Chassis	SuperServer	GPU Support	Gen2 Support	Gen3 Support	Auto Detection
	RSC-R2UW-2E8E16+	2U WIO LHS	WIO Slot	2 PCI-E x16; 1 PCI-E x8	Passive	Yes	X9DRW-4F, X9DRW-3F, X9DRD-4T+, X10DRW-series and X10QRH+, X10DRW-series and X10QRU series	WIO CHASSIS	N/A	Yes	Yes	Yes	Yes
	RSC-R2UW-2E8E16	2U WIO LHS	WIO Slot	2 PCI-E x8; 1 PCI-E x16	Passive	Yes	X9SRW-F, X9SRW-3F, X9DRW-4F, X9DRW-3F, X9DRW-3TF+, X9DRW-3LN4F+	WIO CHASSIS	6027R-72RFTP+, 2027R-72RFTP+	Yes	Yes	Yes	Yes
	RSC-R2UW-U2E8	2U WIO LHS	WIO Slot	2 PCI-E x8; 1 UIO	Passive	Yes	X9SRW-F, X9SRW-3F, X9DRW-4F, X9DRW-3F, X9DRW-3TF+, X9DRW-3LN4F+, X10DRW-series	WIO CHASSIS	N/A	No	Yes	Yes	Yes
	RSC-R2UW+-2E16-2E8	2U WIO LHS	WIO Slot	2 PCI-E x16; 2 PCI-E x8	Passive	Yes	X9DRW-3LN4F+, X9DRW-3TF+, X9DRW-7TFP+	WIO CHASSIS	N/A	Yes	Yes	Yes	Yes
	RSC-R2UW-4E8	2U WIO LHS	WIO Slot	4 PCI-E x8	Passive	Yes	X9SRW-F, X9SRW-3F, X9DRW-4F, X9DRW-3F, X9DRW-3TF+, X9DRW-3LN4F+, X10DRW-series	WIO CHASSIS	5027R-WRF, 2027R-N3RF4+, 2027R-N3RFT+, 6027R-N3RF4+, 6027R-N3RFT+	No	Yes	Yes	Yes

2U WIO (Right Hand Side)

Product Image	Model Name	Category/Form Factor	MB Fit Type	Riser Card Output Type	Design Type	X9 Support	Motherboards	Chassis	SuperServer	GPU Support	Gen2 Support	Gen3 Support	Auto Detection
	RSC-R2UW-2E4R	2U WIO RHS	1 PCI-E x16 2 PCI-E x4	2 PCI-E x4	Passive	Yes	X9SRW-F, X9SRW-3F, X9DRW-F-SS022, X10SRW-F	2U WIO chassis	N/A	No	Yes	Yes	Yes
	RSC-R2UW-E8R-UP	2U WIO RHS	WIO Slot	1 PCI-E x8	Passive	Yes	X9SRW-3F, X9SRW-F, X10DDW-I and X10SRW-F	WIO Chassis	5027R-WRF	No	Yes	Yes	Yes
	RSC-R2UW-2E8R	2U WIO RHS	WIO Slot	2 PCI-E x8	Passive	Yes	X9DRW-4FX9DRW-3FX-9DRW-3TF+X-9DRW-3LN4F+	WIO Chassis	2027R-72RFTP+, 6027R-72RFTP+	No	Yes	Yes	Yes

TRUSTED PLATFORM MODULE (TPM)

Provisioned TPM

TPM	Types	Differentiators	FormFactors	Pictures	Model Numbers
Provisioned TPM+ TXT	Server (S)	96-Byte index Memory Support: Intel® Xeon® Processor E5, Intel® Xeon® Processor E7	Vertical (V)		AOM-TPM-9655V-S AOM-TPM-9665V-S
			Horizontal (H)		AOM-TPM-9655H-S AOM-TPM-9665H-S
	Client (C)	48-Byte index Memory Support: Intel® Xeon® Processor E3 Intel® Core™ i7 Processor, Intel® Core™ i5 Processor	Vertical (V)		AOM-TPM-9655V-C AOM-TPM-9665V-C
			Horizontal (H)		AOM-TPM-9655H-C AOM-TPM-9665H-C

TPM Products

TCG	Model #	Form Factor	TXT*	MB Platform	Supported CPUs
TPM 1.2	AOM-TPM-9655V	Vertical	N/A	Intel® & AMD	Any MB's Supported CPU
	AOM-TPM-9655V-S	Vertical	Server	Intel®	Intel® Xeon® Processor E5, Intel® Xeon® Processor E7
	AOM-TPM-9655V-C	Vertical	Client	Intel®	Intel® Core™ i5 Intel® Core™ i7 Processor, Intel® Core™ i5 Processor & Intel® Xeon® Processor E3
	AOM-TPM-9655H	Horizontal	N/A	Intel® & AMD	Any MB's Supported CPU
	AOM-TPM-9655H-S	Horizontal	Server	Intel®	Intel® Xeon® Processor E5, Intel® Xeon® Processor E7
	AOM-TPM-9655H-C	Horizontal	Client	Intel®	Intel® Core™ i5 Processor Intel® Core™ i7 Processor, Intel® Xeon® Processor E3
TPM 2.0	AOM-TPM-9665V	Vertical	N/A	Intel	Any MB's Supported CPU
	AOM-TPM-9665V-S	Vertical	Server	Intel®	Intel® Xeon® Processor E5, Intel® Xeon® Processor E7
	AOM-TPM-9665V-C	Vertical	Client	Intel®	Intel® Core™ i3 Processor, Intel® Core™ i5 Processor, Intel® Core™ i7 Processor, Intel® Xeon® Processor E3
	AOM-TPM-9665H	Horizontal	N/A	Intel	Any MB's Supported CPU
	AOM-TPM-9665H-S	Horizontal	Server	Intel®	Intel® Core™ i5 Processor, Intel® Core™ i7 Processor
	AOM-TPM-9665H-C	Horizontal	Client	Intel®	Intel® Core™ i5 Processor, Intel® Core™ i7 Processor, Intel® Xeon® Processor E3

* TPM Provisioning is required for TXT function, selecting server or client provisioning depends on the CPU and MB that is going to be used

MOBILE RACKS & DRIVE KITS

**High Performance,
Scalability & Flexibility for
Next Generation Enterprise
Server/Storage Solutions**



New! SAS 3.0 (12Gbps)

New! SAS 3.0 (12Gbps)



SAS 3.0/SATA 3.0

SAS 3.0/SATA 3.0

SAS 2.0/SATA 3.0

Model Part#	CSE-M14TQC	CSE-M28SACB / CSE-M28SACB-OEM	CSE-M28SAB / CSE-M28SAB-OEM
Occupancy	1 x 5.25" drive bays	2x 5.25" drive bays	2x 5.25" drive bays
Capacity	4 x 2.5" hot-swap SAS 3.0/SATA 3.0 hard drives	8x 2.5" hot-swap SAS 3.0/SATA 3.0 hard drives	8x 2.5" hot-swap SAS2.0/SATA 3.0 hard drives
Expander Card	N/A	N/A	N/A
Cooling Subsystem	40mm exhaust fan • Overheat LED & alarm • Drive activity LED • Fan failure LED	40mm exhaust fan (CSE-M28SACB only) • Overheat LED & alarm • Drive activity LED & failure LED • Fan failure LED & Alarm (CSE-M28SACB only) • 2x MiniSAS HD connectors	40mm exhaust fan (CSE-M28SAB only) • Fan fail detection LED & alarm (CSE-M28SAB only) • Overheat LED indication alarm • Drive activity/failure LED • 2x iPASS connectors
System Monitoring	• 4x 7-pin SATA connectors (support 12Gbps)		
Dimensions	5.8"W x 1.6"H x 7.9"H (147mm x 40mm x 200mm)	CSE-M28SACB: 5.8"W x 3.4"H x 7.4"D (146 x 85 x 187mm) CSE-M28SACB-OEM: 5.8"W x 3.4"H x 6.2"D (146 x 85 x 157mm)	CSE-M28SAB: 5.8"W x 3.4"H x 7.4"D (146 x 85 x 187mm) CSE-M28SAB-OEM: 5.8"W x 3.4"H x 6.2"D (146 x 85 x 157mm)
Gross Weight	4 lbs	5 lbs	5 lbs

New! SAS 3.0 (12Gbps)

New! SAS 3.0 (12Gbps)



SAS/SATA

SAS 3.0/SATA 3.0

SAS 3.0/SATA 3.0

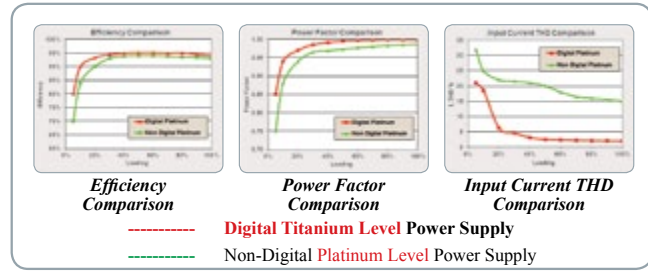
Model Part#	CSE-M35T-1/M35TQ	MCP-220-82616-0N MCP-220-83608-0N MCP-220-84610-0N	MCP-220-81506-0N MCP-220-81504-0N
Occupancy	3x 5.25" drive bays	1x rear drive bay	1x slim DVD or slim floppy size drive bay
Capacity	5x 3.5" hot-swap SAS/SATA hard drives	2x 2.5" hot-swap SAS3/SATA3 hard drives	1x 2.5" hot-swap SAS3/SATA3 hard drive
Expander Card	N/A	N/A	N/A
Cooling Subsystem	90mm exhaust fan • Fan fail detection LED & alarm • Overheat LED indication • Drive activity LED • SCM35TQ has "Drive Failure LED"	N/A	N/A
System Monitoring		• Monitoring drive activity, rebuild or failure • Jumper settings for various configurations • 12G support with optional CBL-SAST-0699	• Monitoring drive activity, rebuild or failure • Support SGPIO if connected to logical port #0 • 12G support with optional CBL-SAST-0699 • Slim drive tray (up to 9.5mm)
Dimensions	5.8"W x 5"H x 9.7"D (146 x 129 x 245mm)	82616: 3.26" x 1.36" x 6.26" (83x35x159mm) 83608: 3.2" x 1.6" x 6.1" (81x41x155mm) 84610: 6.0" x 0.76" x 6.7" (152x20x170mm)	Slim DVD size: 5.05" W x 0.5" H x 6.3" D (128x13x160mm) Slim floppy size: 3.8" W x 0.5" H x 6.3" D (97x13x160mm)
Gross Weight	7.5 lbs	1.5 lbs	1 lbs

POWER SUPPLIES

Digital Switching Power Supplies

96% Titanium Level Power Efficiency!

- New generation Digital Switching Power Supplies
- Improved power efficiency (5~10%) in light loading
- Improved power factory correction (5~10%) in light loading
- Reduce current THD (15%) power transmission loss
- Real-time monitoring & enhanced system reliability



Model	PWS-1K02A-1R	PWS-1K03A-1R	PWS-1K04A-1R	PWS-1K62A-1R	PWS-1K22A-1R
Total Output Power	800W / 1000W	800W / 1000W	800W/1000W	1000W / 1600W	800W / 1200W
Input	100-127Vac/200-240Vac/ 50-60Hz	100-127Vac/ 200-240Vac/ 50-60Hz	100-127Vac / 200-240Vac / 50-60Hz	100-127Vac/200-240Vac/ 50-60Hz	100-127Vac / 200-240Vac/ 50-60Hz
Form Factor	1U	1U	1U	1U	1U
Dimension (LxWxH) cm	20.3 x 7.35 x 4	33.6 x 7.6 x 4	18.5 x 7.35 x 4	20.3 x 7.35 x 4	20.3 x 7.35 x 4
Output Type*	25Pair Gold Finger	Backplanes Available	BackPlanes (gold finger)	25Pair Gold Finger	25Pair Gold Finger
Redundant	Yes	Yes	Yes	Yes	Yes
PC Remote Monitoring	FRU Data and PMBus	FRU Data and PMbus	FRU data and PMbus	FRU Data and PMBus	FRU Data and PMbus
+5V	-	-	-	-	-
+12V	66.7A (100Vac-127Vac), 83A (200Vac-240Vac)	66.7A (100Vac-127Vac) 83A (200Vac-240Vac)	66.7A (100-127Vac) / 83A (200-240Vac)	83.3A (100Vac-127Vac), 133A (200Vac-240Vac)	66.7A (100Vac-127Vac) / 100A (200Vac-240Vac)
+3.3V	-	-	-	-	-
5VSB	12Vsb 2.1A	4A	-	12Vsb 2.1A	12Vsb 2.1A
-12V	-	-	12Vsb 2.1A	-	-
Efficiency					



Model	PWS-2K05A-1R	PWS-2K04A-1R PWS-2K04F-1R	PWS-2K20A-1R	PWS-1K68A-1R	PWS-1K23A-1R
Total Output Power	1000W/1800/1980/2000	1000W / 1800W / 1980W / 2000W	1200W/1800W1980W/ 2090W/2200W	800W / 1600W	1000W / 1200W
Input	100-120/200-220/220-230/ 230-240Vac/ 50-60Hz	100-127/200-220Vac/ 220-230/230-240Vac/ 50-60Hz	100-127Vac/ 200-220Vac/ 220-230Vac/ 230-240Vac (UL, cUL only)/ 50-60Hz	100-140Vac/ 180-240Vac/ 50-60Hz	100-127Vac / 180-240Vac/ 50-60Hz
Form Factor	1U	1U	1U	1U	1U
Dimension (LxWxH) cm	26.5 x 7.35 x 4	33.6 x 7.6 x 4	33.6 x 7.6 x 4	33.6 x 7.6 x 4	33.6 x 7.6 x 4
Output Type*	Backplanes Available	Backplanes Available	BackPlanes (gold finger)	Backplanes available	Backplanes Available
Redundant	Yes	Yes	Yes	Yes	Yes
PC Remote Monitoring	FRU Data and PMbus	FRU Data and PMbus	FRU data and PMbus	FRU Data and PMBus	FRU Data and PMbus
+5V	-	-	-	-	-
+12V	83.3A (100-120Vac), 150A (200-220Vac), 165A (220-230Vac), 166.7A (230-240Vac); UL/cUL use: 166.7A (200-240Vac)	83.3A (100-127Vac) 150A (200-220Vac) 165A (220-230Vac) 166.7A (230-240Vac) UL/cUL: 166.7A (200-240Vac)	100A (100-127Vac)/ 150A (200-220Vac)/ 165A (220-230Vac)/ 174.17A (230-240Vac)/ 183.3A (220-240Vac, UL/cUL only)	66A (100Vac-127Vac) 133A 180Vac-240Vac)	83A (100Vac-140Vac), 100A (200Vac-240Vac)
+3.3V	-	-	-	-	-
5VSB	12Vsb 2.1A	1A	1A	1A	4A
-12V	-	-	-	-	-
Efficiency					



Model	PWS-2K01A-BR	PWS-2K21A-2R	PWS-802A-1R	PWS-1K05A-1R	PWS-2K22A-1R	PWS-2K21A-BR
Total Output Power	1000W / 1800W / 1980W / 2000W	1200W/1800W1980W/ 2090W/2200W	800W	800W / 1000W	1200W / 1800W / 1980W / 2090W / 2200W	1200W/1800W1980W/ 2090W/2200W
Input	100-127Vac/ 200-240Vac/ 50-60Hz	100-127Vac/ 200-220Vac/ 220-230Vac/ 230-240Vac/ 220-240Vac (UL, cUL only)/ 180-220Vac (UL, CUL only)/ 230-240Vdc (CCC only)/ 50-60Hz	100-240Vac / 200-240Vdc / 50-60Hz	100-127Vac/200-240Vac/ 50-60Hz	100-127 / 200-220 / 220-230 / 230-240 / 220-240 Vac / 50-60Hz / 230-240Vdc	100-127Vac/ 200-220Vac/ 220-230Vac/ 230-240Vac/ 220-240Vac (UL, cUL only)/ 180-220Vac (UL, CUL only)/ 230-240Vdc (CCC only)/ 50-60Hz
Form Factor	Micro-Blade	4U	1U	1U	1U	Microblade/ superblade
Dimension (LxWxH) cm	28.33 x 10.65 x 8.4	10.65 x 20.35 x 8.24	33.6 x 7.6 x 4	36 x 3.8 x 4	48 x 4.5 x 4	24.53 x 10.65 x 8.4
Output Type*	Micro-Blade Midplane	BackPlanes (gold finger)	BackPlanes (gold finger)	Backplanes Available	Backplanes Available	BackPlanes (gold finger)
Redundant	Yes	Yes	Yes	Yes	Yes	Yes
PC Remote Monitoring	FRU Data and PMBus	FRU data and PMbus	FRU data and PMbus	FRU Data and PMBus	FRU Data and PMBus	FRU data and PMbus
+5V	-	-	-	-	-	-
+12V	83.3A (100-127Vac), 150A (200-220Vac), 165A (220-230Vac), 166.7A (230-240Vac), UL/cUL: 166.7A (200-240Vac)	100A (100-127Vac)/ 150A (200-220Vac)/ 165A (220-230Vac)/ 174.17A (230-240Vac)/ 183.3A (220-240Vac, UL, cUL only)/ 174.17A (180-220Vac, UL, cUL only)/ 174.17A (230-240Vdc, CCC only)	66A	66.7A (100Vac-127Vac), 83A (200Vac-240Vac)	100A (100-127Vac) / 150A (200-220Vac) 165A (220-230Vac) / 174.17A (230-240Vac) (180-220Vac, UL/cUL) / (230-240Vdc, CCC) 183.3A (220-240Vac, UL/cUL)	100A (100-127Vac)/ 150A (200-220Vac)/ 165A (220-230Vac)/ 174.17A (230-240Vac)/ 183.3A (220-240Vac, UL, cUL only)/ 174.17A (180-220Vac, UL, cUL only)/ 174.17A (230-240Vdc, CCC only)
+3.3V	-	-	-	-	-	-
5VSB	12Vsb 4.2A	-	4A	4A	12Vsb 2.1A	-
-12V	-	12Vsb 2.1A	-	-	-	12Vsb 2.1A
Efficiency					Titanium (Certification TBA)	

POWER SUPPLIES



Model	PWS-2K02P-1R PWS-2K02F-1R	PWS-1K41P-1R	PWS-1K28P-SQ	PWS-1K21P-1R	PWS-920P-SQ	PWS-741P-1R	PWS-721P-1R
Total Output Power	1100W / 1400W /1800W / 1980W / 2000W	1100W / 1400W	1000W / 1280W	1000W / 1200W	920W	740W	720W
Input	100-240Vac /50-60Hz	100-240Vac/ 50-60Hz	100-240Vac / 50-60Hz	100-240Vac/ 50-60Hz	100-240Vac / 50-60Hz	100-240Vac / 50-60Hz	100-240Vac/ 50-60Hz
Form Factor	1U	1U	1U	1U	1U	1U	1U
Dimension (LxWxH) cm	33.6 x 7.6 x 4	33.6 x 7.6 x 4	33.6 x 7.6 x 4	33.6 x 7.6 x 4	33.6 x 7.6 x 4	33.6 x 7.6 x 4	33.6 x 7.6 x 4
Output Type*	Backplanes Available	Backplanes Available	Backplanes Available	Backplanes Available	Backplanes Available	Backplanes Available	Backplanes Available
Redundant	Yes	Yes	Yes	Yes	Yes	Yes	Yes
iC Remote Monitoring	FRU Data and PMBus	FRU Data and PMBus	FRU Data and PMBus	FRU Data and PMBus	FRU Data and PMBus	FRU Data and PMBus	PMBus
+5V	-	-	-	-	-	-	-
+12V	91.7A (100-120Vac) 116.7A (120-140Vac) 150A (200-220Vac) 165A (220-230Vac) 166.7A (230-240Vac) UL/cUL: 166.7A (200-240Vac)	92A (100-140Vac) 116A (180-240Vac)	83A (100-140Vac) 106.7A (180-240Vac)	83A(100-140Vac) 100A(180-240Vac)	75A	61.7A	59A
+3.3V	-	-	-	-	-	-	-
5VSB	4A	4A	4A	4A	4A	4A	3A
-12V	-	-	-	-	-	-	-

Efficiency							
-------------------	--	--	--	--	--	--	--

New! *New!* *New!* *New!*



Model	PWS-501P-1R	PWS-2K03P-1R	PWS-1K66P-1R	PWS-1K64P-1R	PWS-751P-1R	PWS-606P-1R	PWS-608P-1R
Total Output Power	500W	1000/1800/ 1980/2000W	1000W / 1600W	1500W / 1600W	750W	600W	600W
Input	100-240Vac / 50-60Hz	100-120/ 200-220/ 220-230/230-240Vac/ 50-60Hz	100-127Vac, 200-240Vac / 50-60Hz	120-127, 200-240Vac / 50-60Hz	100-127, 200-240Vac / 50-60Hz	100-240Vac/ 50-60Hz	100-240Vac / 50-60Hz
Form Factor	1U	1U	1U	1U	1U	1U	1U
Dimension (LxWxH) cm	33.6 x 7.6 x 4	26.5 x 7.35 x 4	26.5 x 7.35 x 4	26.5 x 7.35 x 4	20.3 x 7.35 x 4	22 x 5.45 x 4	22 x 5.45 x 4.025
Output Type*	Backplanes Available	Backplanes available	Backplanes Available	Backplanes Available	25Pair Gold Finger	Backplanes Available	BackPlanes (gold finger)
Redundant	Yes	Yes	Yes	Yes	Yes	Yes	Yes
iC Remote Monitoring	FRU Data and PMBus	FRU Data and PMBus	FRU Data and PMBus	FRU Data and PMBus	FRU Data and PMBus	FRU Data and PMBus	PMbus
+5V	-	-	-	-	-	-	-
+12V	41.7A	83.3A (100-120Vac), 150A (200-220Vac), 165A (220-230Vac), 166.7A (230-240Vac); UL/cUL user: 166.7A (200-240Vac)	82A (100-127Vac) 132A (200-240Vac)	125(120-127Vac) / 133 (200-240Vac)	62.5A	50A	50A
+3.3V	-	-	-	-	-	-	-
5VSB	4A	12Vsb 3.5A	12Vsb 2A	12Vsb 2.1A	12Vsb 2.1A	3A	3A
-12V	-	-	-	-	-	-	-

Efficiency							80Plus Platinum certificate TBA
-------------------	--	--	--	--	--	--	---------------------------------

New! *New!* *New!* *New!*



Model	PWS-407P-1R	PWS-982P-1R	PWS-706P-1R	PWS-707P-1R	PWS-704P-1R	PWS-703P-1R	PWS-504P-1R
Total Output Power	400W	850W / 980W	700W / 750W	700W / 750W	700W / 750W	700W / 750W	500W
Input	100-240Vac/ 200-240Vdc/ 50-60Hz	100-240Vac / 50-60Hz	200-240Vdc/100-140Vac/ 200-240Vac/50-60Hz	200-240Vdc/100-140Vac/ 200-240Vac/50-60Hz	100-240Vac/ 50-60Hz	100-240Vac/ 50-60Hz	100-240Vac/ 50-60Hz
Form Factor	1U	1U	1U	1U	1U	1U	1U
Dimension (LxWxH) cm	22 x 5.45 x 4	32 x 5.45 x 4	32 x 5.45 x 4.025	32 x 5 x 4.025	32 x 5.45 x 4.025	32 x 5 x 4.025	32 x 5.45 x 4.025
Output Type*	Backplanes Available	Backplanes Available	Backplanes Available	Backplanes Available	Backplanes Available	Backplanes Available	Backplanes Available
Redundant	Yes	Yes	Yes	Yes	Yes	Yes	Yes
iC Remote Monitoring	FRU Data and PMBus	FRU Data and PMBus	FRU Data and PMBus	FRU Data and PMBus	FRU Data and PMBus	FRU Data and PMBus	FRU Data and PMBus
+5V	-	-	-	-	-	-	-
+12V	33A	70A (100-140Vac) 81A (180-240Vac)	58A (100-140Vac) 62A (200-240Vac) 62A (200-240Vdc)	58A (100-140Vac) 62A (200-240Vac) 62A (200-240Vdc)	58A (100-140Vac) 62A (180-240Vac)	58A (100-140Vac) 62A (180-240Vac)	42A
+3.3V	-	-	-	-	-	-	-
5VSB	3A	4A	3A	4A	3A	3A	4A
-12V	-	-	-	-	-	-	-

Efficiency							
-------------------	--	--	--	--	--	--	--

POWER SUPPLIES



Model	PWS-503P-1R	PWS-1K43F-1R	PWS-1K41F-1R	PWS-1K81P-1R	PWS-1K67P-1R	PWS-656P-1H PWS-656S-1H
Total Output Power	500W	1200W / 1400W	1200W / 1400W	1000/1200/ 1800W	1200W / 1400W / 1600W	600W / 650W
Input	100-240Vac/ 50-60Hz	100-240Vac / 50-60Hz	100-240Vac/ 50-60Hz	100-240Vac/ 50-60Hz	100-120/ 120-140/ 200-240Vac/ 50-60Hz	100 - 127Vac/ 200 - 240Vac/ 50-60Hz
Form Factor	1U	1U	1U	1U	Micro-Blade	1U
Dimension (LxWxH) cm	32 x 5.05 x 4.025	29.8 x 10.5 x 4	29.8 x 10.5 x 4	30.5 x 9.1 x 4	24.13 x 10.65 x 8.4	28 x 7.6 x 4
Output Type*	Backplanes Available	Backplanes Available	Backplanes Available	Backplanes Available	Micro-Blade Midplane	24pin ATX Cable
Redundant	Yes	Yes	Yes	Yes	Yes	N/A
i°C Remote Monitoring	FRU Data and PMBus	FRU Data and PMBus	FRU Data and PMBus	FRU Data and PMBus	FRU Data and PMBus	FRU Data and PMBus
+5V	-	-	-	-	-	18A
+12V	42A	100A (100-140Vac) 117A (180-240Vac)	100A (100-140Vac) 116A (180-240Vac)	84A (100-120Vac) 100A (120-140Vac) 150A (200-240Vac)	100A (100-120Vac) / 116.7 (120-140Vac) / 133A (200-240Vac)	49A (100Vac-127Vac) 54A (200Vac-240Vac)
+3.3V	-	-	-	-	-	15A
5VSB	4A	6A	6A	4A	12Vsb 2A	3A
-12V	-	-	-	-	-	.5A
Efficiency						



Model	PWS-605P-1H	PWS-341P-1H	PWS-203-1H	PWS-601-1H	PWS-505P-1H	PWS-441P-1H
Total Output Power	600W	340W	200W	600W/680W	500W	440W/480W
Input	100-240Vac/ 50-60Hz	100-240Vac/ 50-60Hz	100-240Vac/ 50-60Hz	100-240Vac/ 50-60Hz	100-240Vac / 50-60Hz	100-240Vac / 50-60Hz
Form Factor	1U	1U	1U	1U	1U	1U
Dimension (LxWxH) cm	28 x 7.6 x 4	28 x 7.6 x 4	19.3 x 7.6 x 4	22 x 10 x 4	18 x 10 x 4	22 x 10 x 4
Output Type*	24pin ATX Cable	24pin ATX Cable	20pin ATX Cable	24pin ATX Cable	24pin ATX Cable	24pin ATX Cable
Redundant	N/A	N/A	N/A	N/A	N/A	N/A
i°C Remote Monitoring	FRU Data and PMBus	FRU Data and PMBus	N/A	N/A	FRU Data and PMBus	FRU Data and PMBus
+5V	18A	16A	8A	20A	15A	18A
+12V	49A	28A	16A	49A (100-140Vac) 56A (180-240Vac)	41A	35.8A (100-140Vac) 39.1A (180-240Vac)
+3.3V	15A	15A	8A	16A	12A	15A
5VSB	3A	3A	2A	3A	3A	3A
-12V	.5A	.5A	.5A	.5A	.2A	.5A
Efficiency						

New!




Model	PWS-350P-1H	PWS-351-1H	PWS-1K25P-PQ	PWS-903-PQ	PWS-668-PQ	PWS-502-PQ	PWS-653-2H
Total Output Power	350W	350W	1000/1200W	900W	668W	500W	600W/650W
Input	100-240Vac / 50-60Hz	100-240Vac/ 50-60Hz	100-240Vac/ 50-60Hz	100-240Vac/ 50-60Hz	100-240Vac/ 50-60Hz	100-240Vac/ 50-60Hz	100-240Vac / 50-60Hz
Form Factor	1U	1U	Tower	Mid-Tower	Mid-Tower	Standard ATX	2U
Dimension (LxWxH) cm	18 x 10 x 4	22 x 10 x 4	18.5 x 15 x 8.6	19 x 15 x 8.6	18.5 x 15 x 8.6	14 x 15 x 8.6	30 x 10.6 x 8.4
Output Type*	24pin ATX Cable	24pin ATX Cable	24pin ATX Cable	24 pin ATX Cable	24 pin ATX Cable	24pin ATX Cable	24pin ATX Cable
Redundant	N/A	N/A	N/A	N/A	N/A	N/A	N/A
i°C Remote Monitoring	FRU Data and PMBus	N/A	FRU Data and PMBus	N/A	N/A	N/A	N/A
+5V	15A	18A	20A	25A	11.8A	20A	30A
+12V	29A	29A	83A (100-114Vac) 99A (115-240Vac)	12V1 25A; 12V2 25A; 12V3 25A; 12V4 25A	54A	12V1 16A; 12V2 18A; 12V3 18A; 12V4 18A	49A (100-140Vac) 54A (180-240Vac)
+3.3V	12A	15A	20A	25A	12A	15A	25A
5VSB	3A	3A	3A	4A	2A	3A	3A
-12V	.2A	.5A	.3A	.5A	.1A	.5A	.5A
Efficiency	80 Plus Platinum (Certification Pending)						

BBP® (Battery Backup Power) Solutions

Evolutionary Design to Replace UPS!

- Increases overall data center power efficiency
- Hot-swappable and easy deployed
- Eliminates UPS while maintaining system power stability and redundancy
- Frees UPS space to increase server density deployment
- Flexible configurations available for current Supermicro systems
- More cost-effective than traditional Datacenter UPS
- Fits most Supermicro SuperServers, Storage, and Embedded solutions

BBP2 + Power Supply All In One **New!**



For detailed information, please contact your Supermicro sales representative; visit: <http://www.supermicro.com/BBP>

Model	PWS-206B-1R	PWS-1K03B-1R	PWS-1K01B-1R	PWS-1K20B-BR
Total Output Power	200W / 5 minutes	1000W / 2.5 minutes	Battery: Single module 500W 1.5mins Redundant w/ two modules 1000W 1.5mins; Output: 800/1000W, 100-240Vac	1200W / 35 seconds
Input	Work w/ PWS-406P-1R/407P-1R/606P-1R	Work w/ PWS-1K03A-1R/1K23A-1R/1K28P-50/1K68A-1R/2K02P-1R/2K04A-1R/501P-1R/741p-1R	100-127Vac: 800W 200-240Vac: 1000W	works with PWS-2K01A-BR/PWS-2K21A-1BR/PWS-1K67P-1R
Form Factor	1U	1U	1U	microblade/superblade
Dimension (LxWxH) cm	22 x 5.45 x 4	36 x 7.6 x 4	33.6 x 7.6 x 4	10.65 x 24.5 x 8.4
Output Type*	Backplanes available	Backplanes available	Backplanes available	Backplanes available
Redundant	Yes	Yes	Yes	Yes
iC Remote Monitoring	FRU/Smart battery iC	FRU/Smart battery iC	FRU Data and PMBus	FRU/Smart battery iC
+5V	-	-	-	-
+12V	16.7A	83.3A	From AC Input: 66.7A(100-127V), 83A (200-240V) Battery Output: 41.66A	100A (11.2-12.9Vdc)
5VSB	2A	4A	4A	-
-12V	-	-	-	12Vsb 2.5A
Efficiency	Online mode power consumption <1W	Online mode power consumption <1W		Online mode battery power consumption less than 5W

DC Power Solutions



Model	PWS-661P-1R	PWS-654-1R	PWS-601D-1R	PWS-1K11P-1R	PWS-711-1R	PWS-1K30D-1R	PWS-1K60D-1R
Total Output Power	660W	650W	600W	850W / 1010W	710W	1300W	1600W
Input	-42Vdc to -72Vdc DC 48V Input	-44Vdc to -72Vdc	-44Vdc to -65Vdc	-36Vdc to -76Vdc	-36Vdc to -76Vdc	-48Vdc to -65Vdc	-48Vdc to -60Vdc
Form Factor	1U	1U	1U	1U	1U	1U	1U
Dimension (LxWxH)cm	32.2 x 5 x 4	32.2 x 5.45 x 4	22 x 5.45 x 4	33.6 x 7.6 x 4	33.6 x 7.6 x 4	20.3 x 7.35 x 4	26.5 x 7.35 x 4
Output Type*	Backplanes Available	Backplanes Available	Backplanes Available	Backplanes Available	Backplanes Available	25pairs Gold Finger Connector	25pairs Gold Finger Connector
Redundant	Yes	Yes	Yes	Yes	Yes	Yes	Yes
iC Remote Monitoring	FRU Data and PMBus	FRU Data	FRU Data	FRU Data and PMBus	FRU Data and PMBus	FRU Data	FRU Data and PMBus
+5V	-	-	-	-	-	-	-
+12V	55A	53.28A	50A	70A (-36 to -42Vdc) 83A (-43 to -76Vdc)	59A	108.3A	133A
+3.3V	-	-	-	-	-	-	-
5VSB	4A	3A	3A	4A	4A	12Vsb 2.1A	12Vsb 3.5A
-12V	-	-	-	-	-	-	-
Efficiency	Typical 90%+	Typical 90%+	Typical 90%+	Typical 90%+	Typical 88%+	-	Typical 90%+



Model	PWS-0061	PWS-2K04A-240	PWS-1K28D-240	PWS-706P-1R	PWS-707P-1R	PWS-503D-240	PWS-407P-1R
Total Output Power	410W	2000W / 1980W / 1800W	1280W	700W/750W	700W/750W	500W	400W
Input	-36Vdc to -72Vdc	230-240Vdc/ 200-220/220-230/230-240Vac/ 50-60Hz	200-240Vdc/200-240Vac/ 50-60Hz	100-140Vdc/200-240Vdc/ 50-60Hz	100-140Vdc/200-240Vdc/ 50-60Hz	200-240Vdc/100-240Vac/ 50-60Hz	100-240Vdc/ 200-240Vdc/ 50-60Hz
Form Factor	1U	1U	1U	1U	1U	1U	1U
Dimension (LxWxH) cm	24 x 10 x 4	33.6 x 7.6 x 4	33.6 x 7.6 x 4	32 x 5.45 x 4.025	32 x 5 x 4.025	32 x 5.05 x 4.025	22 x 5.45 x 4
Output Type*	24pin ATX Cable Output	Backplanes Available	Backplanes Available	Backplanes Available	Backplanes Available	Backplanes Available	Backplanes Available
Redundant	N/A	Yes	Yes	Yes	Yes	Yes	Yes
iC Remote Monitoring	N/A	FRU Data and PMBus	FRU Data and PMBus	FRU Data and PMBus	FRU Data and PMBus	FRU Data and PMBus	FRU Data and PMBus
+5V	35A	-	-	-	-	-	-
+12V	32A	150A (200-220Vac), 165A (220-230Vac), 166.7A (230-240Vac), 166.7A(230-240Vdc)	106.7A	58A (100-140Vac) / 62A (200-240Vac) / 62A (200-240Vdc)	58A (100-140Vac) / 62A (200-240Vac) / 62A (200-240Vdc)	42A	33A
+3.3V	20A	-	-	-	-	-	-
5VSB	3A	1A	4A	3A	3A	3A	3A
-12V	5A	-	-	-	-	-	-
Efficiency	Typical 77%+	Typical 96%	Typical 95%+	Typical 94%	Typical 94%	Typical 94%+	Typical 94%


HEATSINKS (X11/X10/X9)

X11 Heatsinks 1U/2U/4U Passive/Active CPU Heatsinks for UP, DP, and MP Systems




Part Number	SNK-P0067PS	SNK-P0067PSM	SNK-P0067PSMB	SNK-P0068PS	SNK-P0068PSC	SNK-P0068APS4	SNK-P0070APS4
Form Factor	1U Passive Narrow Retention Mechanism UP/DP	1U Passive Proprietary (Middle Air Channel) Narrow Retention Mechanism DP	1U Passive Proprietary (Middle Air Channel) Narrow Retention Mechanism DP	2U Passive Narrow Retention Mechanism UP/DP	2U Passive Proprietary (Side Air Channel) Narrow Retention Mechanism DP	2U Active Narrow Retention Mechanism UP/DP	4U Active Narrow Retention Mechanism UP/DP
CPU Type	Intel® Xeon® Scalable Processors	Intel® Xeon® Scalable Processors	Intel® Xeon® Scalable Processors	Intel® Xeon® Scalable Processors	Intel® Xeon® Scalable Processors	Intel® Xeon® Scalable Processors	Intel® Xeon® Scalable Processors
Socket Type	LGA 3647-0	LGA 3647-0	LGA 3647-0	LGA 3647-0	LGA 3647-0	LGA 3647-0	LGA 3647-0
Major Integrated Part	Copper Fins Copper + Aluminium Base Heat Pipes	Copper Fins Copper + Aluminium Base Heat Pipes	Copper Fins Copper + Aluminium Base Heat Pipes	Copper Fins Copper + Aluminium Base Heat Pipes	Copper Fins Copper + Aluminium Base Heat Pipes	Aluminium Fins Copper + Aluminium Base Heat Pipes Cooling Fan (Front Side)	Aluminium Fins Copper + Aluminium Base Heat Pipes Cooling Fan (Front Side)
Dimension (mm)	108L x 78W x 25.5H	108L x 78W x 25.5H	108L x 78W x 25.5H	108L x 78W x 64H	108L x 78W x 64H	108L x 78W x 64H	108L x 92.5W x 126H
Mounting Method	Springs + Screws	Springs + Screws	Springs + Screws	Springs + Screws	Springs + Screws	Springs + Screws	Springs + Screws

X11/X10, 1U Passive CPU Heatsinks for UP, DP, and MP Systems




Part Number	SNK-P0037P	SNK-P0041	SNK-P0046P	SNK-P0047P	SNK-P0047PD	SNK-P0047PS
Form Factor	1U Passive, DP	Proprietary 1U Passive, DP (X9DBL Front CPU)	1U Passive, UP (X11/X10/X9)	1U Passive, UP, DP	1U Passive, Proprietary, DP	1U Passive, UP, DP, MP
CPU Type	Intel® Xeon® Processor E5-2400 & Intel® Xeon® Processor E5-2400 v2 product families	Intel® Xeon® Processor E5-2400 & Intel® Xeon® Processor E5-2400 v2 product families	Intel® Xeon® Processor E3-1200 product family; Intel® Core™ i3 Processor; Intel® Pentium® Processor & Intel® Celeron® Processor	Intel® Xeon® Processor E5-2600 v4/v3/v2 product families	Intel® Xeon® Processor E5-2600 v4/v3/v2 product families	Intel® Xeon® Processor E5-2600 v4/v3/v2, and Intel® Xeon® Processor E5-4600 product families
Socket Type	LGA 1356	LGA 1356	LGA 1155/1151/1150	LGA 2011 (Square ILM)	LGA 2011 (Square ILM)	LGA 2011 (Narrow ILM)
Major Integrated Part	Copper + Aluminum Base Aluminum Fins Heat Pipes	Copper Base Aluminum Fins	Copper + Aluminum Base Aluminum Fins Heat Pipes	Aluminum Base Aluminum Fins Heat Pipes	Aluminum Base Aluminum Fins Heat Pipes	Aluminum Base Aluminum Fins Heat Pipes
Dimension (mm)	90L x 90W x 27H mm	90L x 90W x 27H mm	95L x 95W x 27H mm	90L x 90W x 26H mm	90L x 110W x 27H mm	104L x 80W x 26H mm
Mounting Method	Screws + Springs	Screws + Springs	Screws + Springs Mounting Bracket (BKT-0028L Included)	Screws + Springs	Screws + Springs	Screws + Springs



Part Number	SNK-P0047PSC	SNK-P0047PSM	SNK-P0047PSR	SNK-P0047PS+	SNK-P0047PW	SNK-P0057P	SNK-P0057PS
Form Factor	Proprietary 1U Passive, DP (1U 3/4 GPU/ Coprocessor Front CPU)	Proprietary 1U Passive, DP (2U Twin2+ Front CPU), Twin Pro ²	Low Profile Passive, Proprietary, UP (X10/X9), 12-node MicroCloud Servers	Proprietary 1U Passive, UP (X10/X9) (Micro Cloud Server)	Proprietary 1U Passive, DP (2U Twin2 Rear CPU)	1U Passive, UP, DP	1U Passive, UP, DP, MP
CPU Type	Intel® Xeon® Processor E5-2600 v4/v3/v2 product families	Intel® Xeon® Processor E5-2600 v4/v3/v2 product families	Intel® Xeon® Processor E3-1200 v4/v3/v2 product families; Intel® Core™ i3 Processor; Intel® Pentium® Processor & Intel® Celeron® Processor	Intel® Xeon® Processor E3-1200 v4/v3/v2 product families; Intel® Core™ i3 Processor; Intel® Pentium® Processor & Intel® Celeron® Processor	Intel® Xeon® Processor E5-2600 v4/v3/v2 product families	Intel® Xeon® Processor E5-2600 v4/v3/v2 product families	Intel® Xeon® Processor E5-2600 v4/v3/v2, and Intel® Xeon® Processor E5-4600 product families
Socket Type	LGA 2011 (Narrow ILM)	LGA 2011 (Narrow ILM)	LGA 1150 & LGA 1155	LGA 1155 & LGA1150, LGA2011 (Narrow ILM).	LGA 2011 (Square ILM)	LGA 2011 (Square ILM)	LGA 2011 (Narrow ILM)
Major Integrated Part	Aluminum Base Aluminum Fins Heat Pipes	Aluminum Base Aluminum Fins Heat Pipes	Copper + Aluminum Base Copper Fins Heat Pipes	Copper + Aluminum Base Aluminum Fins Heat Pipes	Aluminum Base Copper + Aluminum Fins Heat Pipes	Copper + Aluminum Base Copper Fins Heat Pipes	Copper + Aluminum Base Copper Fins Heat Pipes
Dimension	104L x 80W x 26H mm	104L x 80W x 26H mm	104L x 80W x 15H mm	104L x 80W x 30H mm	90L x 116W x 26H mm	90L x 90W x 26H mm	104L x 80W x 26H mm
Mounting Method	Screws + Springs	Screws + Springs	Springs + Screws	Screws + Springs	Screws + Springs	Screws + Springs	Screws + Springs

HEATSINKS (X11/X10/X9)

X10 and X9 2U Passive CPU Heatsinks for UP, DP, and MP Systems



Part Number	SNK-P0038P	SNK-P0048P	SNK-P0048PS	SNK-P0048PSC	SNK-P0048PW	SNK-P2048P
Form Factor	2U(+) Passive, DP	2U(+) Passive, UP, DP	2U(+) Passive, UP, DP, MP	Proprietary 2U Passive, DP (2U WIO+ Server)	Proprietary 2U Passive, DP (2U Twin Rear CPU)	Proprietary 2U Passive, DP (HFT Series Servers)
CPU Type	Intel® Xeon® Processor E5-2400 product family & E5-2400 v2 product families	Intel® Xeon® Processor E5-2600 v4/v3/v2 product families	Intel® Xeon® Processor E5-2600 product family and Intel® Xeon® Processor E5-4600 product families	Intel® Xeon® Processor E5-2600 v4/v3/v2 product families	Intel® Xeon® Processor E5-2600 v4/v3/v2 product families	Intel® Xeon® Processor E5-2600 v4/v3/v2 product families
Socket Type	LGA 1356	LGA2011 (Square ILM)	LGA2011 (Narrow ILM)	LGA2011 (Narrow ILM)	LGA 2011 (Square ILM)	LGA2011 (Square ILM)
Major Integrated Part	Copper + Aluminum Base Aluminum Fins Heat Pipes	Aluminum Base Aluminum Fins Heat Pipes	Aluminum Base Aluminum Fins Heat Pipes	Aluminum Base Aluminum Fins Heat Pipes	Aluminum Base Copper + Aluminum Fins Heat Pipes	Aluminum Base Aluminum Fins Heat Pipes
Dimension	90L x 90W x 64H mm	90L x 90W x 64H mm	104L x 80W x 64H mm	104L x 80W x 64H mm	90L x 116W x 64H mm	90L x 170W x 64H mm
Mounting Method	Screws + Springs	Screws + Springs	Screws + Springs	Screws + Springs	Screws + Springs	Screws + Springs

X11/X10/X9 Active CPU Heatsinks for UP and DP Systems



Part Number	SNK-P0035AP4	SNK-P0040AP4	SNK-P0046A4	SNK-P0048AP4	SNK-P0050AP4	SNK-P2050AP4	SNK-P0051AP4
Form Factor	4U Active, DP	4U Active, DP	2U(+) Active, UP (X11/X10/X9)	2U(+) Active, UP, DP	4U Active, UP, DP	Proprietary 4U Active, DP (HFT Series Servers)	4U Active, UP (X11/X10/X9)
CPU Type	Intel® Xeon® Processor E5-2400 & Intel® Xeon® Processor E5-2400 v2 product families	Intel® Xeon® Processor E5-2400 & Intel® Xeon® Processor E5-2400 v2 product families	Intel® Xeon® Processor E3-1200 v6/v5/v4/v3/v2 product families; Intel® Core™ i3 Processor; Intel® Pentium® Processor & Intel® Celeron® Processor	Intel® Xeon® Processor E5-2600 v4/v3/v2 product families	Intel® Xeon® Processor E5-2600 v4/v3/v2 product families	Intel® Xeon® Processor E5-2600 v4/v3/v2 product families	Intel® Xeon® Processor E3-1200 v6/v5/v4/v3/v2 product families; Intel® Core™ Processors; Intel® Pentium® Processor & Intel® Celeron® Processor
Socket Type	LGA 1356	LGA 1356	LGA1155/1151/ 1150	LGA 2011 (Square and Narrow ILMs)	LGA 2011 (Square and Narrow ILMs)	LGA 2011 (Square ILM)	LGA1155/1151/ 1150
Material	Copper Base Aluminum Fins Heat Pipes Cooling Fan (Front Side)	Copper Base Aluminum Fins Heat Pipes Cooling Fan (Rear Side)	Copper Base Aluminum Fins Cooling Fan (Top)	Aluminum Base Aluminum Fins Heat Pipes Cooling Fan (Front Side)	Copper Base Aluminum Fins Heat Pipes Cooling Fan (Front Side)	Copper Base Aluminum Fins Heat Pipes Cooling Fan (Middle Side)	Copper Base Aluminum Fins Heat Pipes Cooling Fan (Front Side)
Dimension	105L x 100W x 126H mm	105L x 100W x 126H mm	90D x 65H mm	85L x 80W x 65L mm	105L x 93W x 126H mm	96L x 130W x 125H mm	105L x 93W x 128H mm
Mounting Method	Screws + Springs Mounting Bracket (BKT-0023L Included)	Screws + Springs	Push-in Pins	Screws + Springs; Mounting Brackets (BKT-0048L-RS and BKT-0048L-RN Included)	Screws + Springs; Mounting Brackets (for Square and Narrow ILMs Included)	Screws + Springs	Back Plate + Springs + Screws BKT-0028L Included

IPMI (SERVER REMOTE MANAGEMENT)

Onboard IPMI 2.0 for (-F) Motherboards/Servers

Onboard IPMI 2.0 for(-F) Motherboards/Servers
 Many Supermicro (-F) motherboards now offer IPMI 2.0 capabilities onboard through a dedicated LAN port to support remote management. This convenient remote management capability is provided through an onboard BMC (Baseboard Management Controller) that improves reliability and maintainability while reducing costs. X10 DP motherboards support IPMI 2.0 as a standard feature.

Monitoring Features:

- Monitor CPU and system temperature
- Monitor on-board voltage (12V, 5V, 5Vst_by, Vbat, Vcore, memory voltage)
- Monitor and control fan speed
- Chassis intrusion
- Power status (including PMbus support)
- Memory errors
- CPU errors

Management Features:

- Remote system power control (including ACPI power off)
- Virtual Media and Java based KVM HTML5 (included with price of motherboard)
- SOL (included with price of motherboard)
- E-mail alerts and SNMP traps
- Support for Node Manager
- Mount ISO images

Security Features:

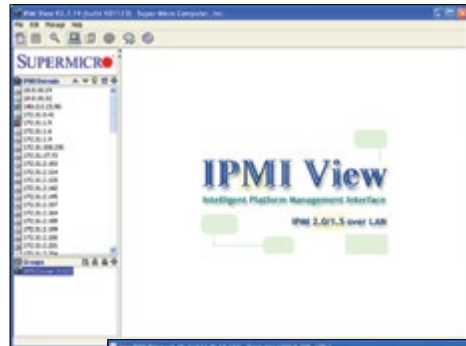
- Firmware firewall
- Restricted access using pre-defined IP address
- Added security with SSL
- Protection from shell injection
- Select/Deselect Services

Easy Maintenance:

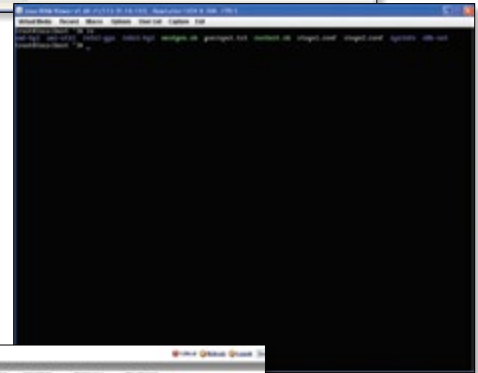
- Configuration utility for DOS, Windows, Linux
- Firmware flash utilities for DOS, Windows, Linux (easy to script)
- Firmware flash using web-browser
- Fail-over access to IPMI over network
- CLI, WEBUI, API and GUI tools to maintain large deployments
- Support OOB BIOS management (for selected HW)

Added-value Features:

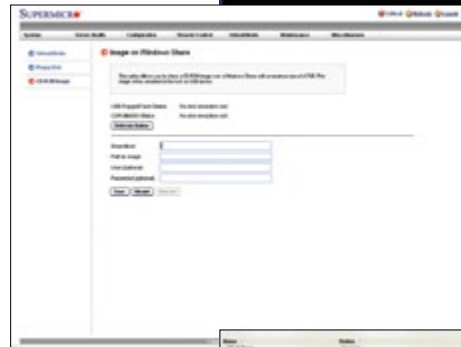
- SMASH
- DCMi
- Active directory and LDAP
- RADIUS



GUI



Remote Console




Virtual Media

Name	Status	Reading
CPU1 Temp	Normal	48.000000
System Temp	Normal	48.000000
Chassis InTR	Normal	0.000000
CPU2 Temp	Normal	48.000000
AC1 Input	Normal	11.000000
AC2 Input	Normal	11.000000
AC3 Input	Normal	11.000000
AC4 Input	Normal	11.000000
AC5 Input	Normal	11.000000
AC6 Input	Normal	11.000000
AC7 Input	Normal	11.000000
AC8 Input	Normal	11.000000
AC9 Input	Normal	11.000000
AC10 Input	Normal	11.000000
AC11 Input	Normal	11.000000
AC12 Input	Normal	11.000000
AC13 Input	Normal	11.000000
AC14 Input	Normal	11.000000
AC15 Input	Normal	11.000000
AC16 Input	Normal	11.000000
AC17 Input	Normal	11.000000
AC18 Input	Normal	11.000000
AC19 Input	Normal	11.000000
AC20 Input	Normal	11.000000
AC21 Input	Normal	11.000000
AC22 Input	Normal	11.000000
AC23 Input	Normal	11.000000
AC24 Input	Normal	11.000000
AC25 Input	Normal	11.000000
AC26 Input	Normal	11.000000
AC27 Input	Normal	11.000000
AC28 Input	Normal	11.000000
AC29 Input	Normal	11.000000
AC30 Input	Normal	11.000000
AC31 Input	Normal	11.000000
AC32 Input	Normal	11.000000
AC33 Input	Normal	11.000000
AC34 Input	Normal	11.000000
AC35 Input	Normal	11.000000
AC36 Input	Normal	11.000000
AC37 Input	Normal	11.000000
AC38 Input	Normal	11.000000
AC39 Input	Normal	11.000000
AC40 Input	Normal	11.000000
AC41 Input	Normal	11.000000
AC42 Input	Normal	11.000000
AC43 Input	Normal	11.000000
AC44 Input	Normal	11.000000
AC45 Input	Normal	11.000000
AC46 Input	Normal	11.000000
AC47 Input	Normal	11.000000
AC48 Input	Normal	11.000000
AC49 Input	Normal	11.000000
AC50 Input	Normal	11.000000
AC51 Input	Normal	11.000000
AC52 Input	Normal	11.000000
AC53 Input	Normal	11.000000
AC54 Input	Normal	11.000000
AC55 Input	Normal	11.000000
AC56 Input	Normal	11.000000
AC57 Input	Normal	11.000000
AC58 Input	Normal	11.000000
AC59 Input	Normal	11.000000
AC60 Input	Normal	11.000000
AC61 Input	Normal	11.000000
AC62 Input	Normal	11.000000
AC63 Input	Normal	11.000000
AC64 Input	Normal	11.000000
AC65 Input	Normal	11.000000
AC66 Input	Normal	11.000000
AC67 Input	Normal	11.000000
AC68 Input	Normal	11.000000
AC69 Input	Normal	11.000000
AC70 Input	Normal	11.000000
AC71 Input	Normal	11.000000
AC72 Input	Normal	11.000000
AC73 Input	Normal	11.000000
AC74 Input	Normal	11.000000
AC75 Input	Normal	11.000000
AC76 Input	Normal	11.000000
AC77 Input	Normal	11.000000
AC78 Input	Normal	11.000000
AC79 Input	Normal	11.000000
AC80 Input	Normal	11.000000
AC81 Input	Normal	11.000000
AC82 Input	Normal	11.000000
AC83 Input	Normal	11.000000
AC84 Input	Normal	11.000000
AC85 Input	Normal	11.000000
AC86 Input	Normal	11.000000
AC87 Input	Normal	11.000000
AC88 Input	Normal	11.000000
AC89 Input	Normal	11.000000
AC90 Input	Normal	11.000000
AC91 Input	Normal	11.000000
AC92 Input	Normal	11.000000
AC93 Input	Normal	11.000000
AC94 Input	Normal	11.000000
AC95 Input	Normal	11.000000
AC96 Input	Normal	11.000000
AC97 Input	Normal	11.000000
AC98 Input	Normal	11.000000
AC99 Input	Normal	11.000000
AC100 Input	Normal	11.000000


Sensor Readings

SuperDoctor® Server Management


Health Info




System Info




Configuration - Alerts



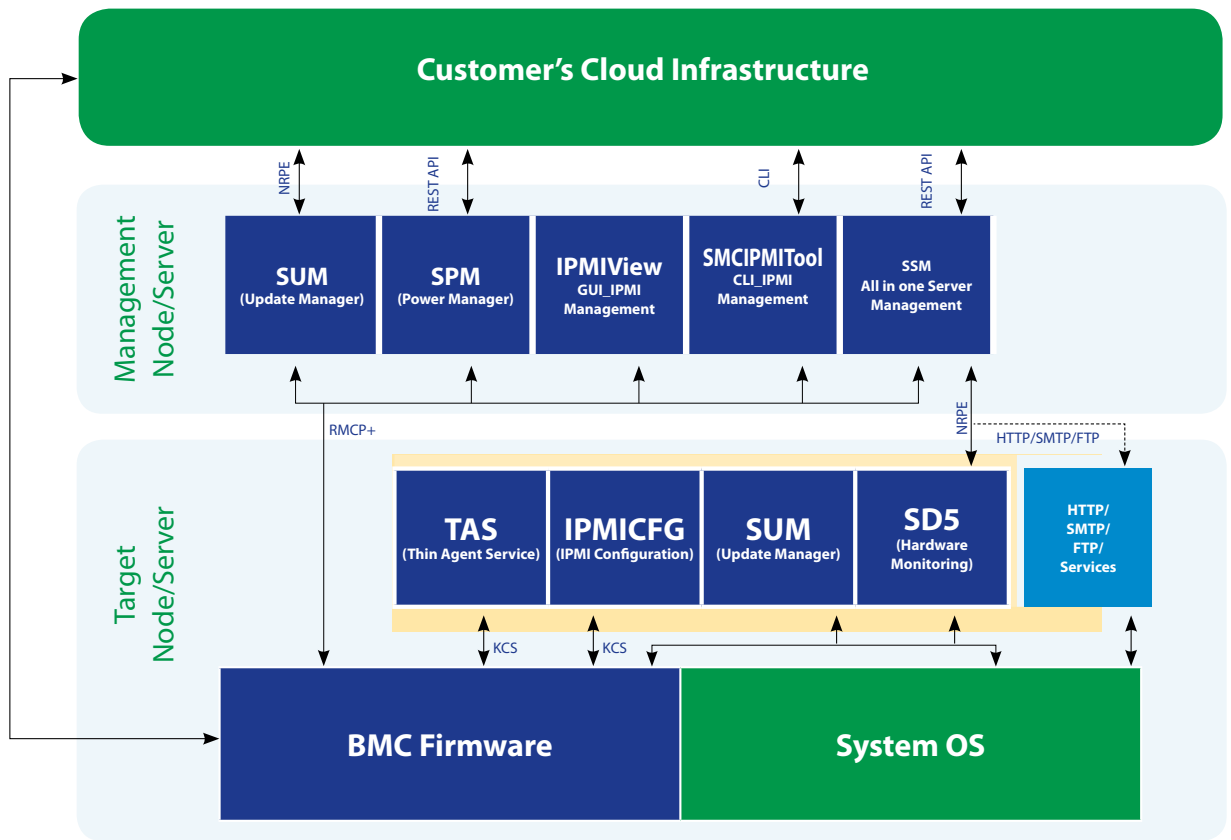
Configuration - Monitor Items



Configuration - Flash BIOS



SERVER MANAGEMENT UTILITIES



Supermicro Server Management Utilities

Server management utilities assist data center system administrators to manage hardware issues such as server availability and firmware upgrades to reduce server downtime. Supermicro has developed a multifunction suite of tools that can perform health monitoring, power management and firmware maintenance to help deploy and maintain servers in data centers. Our solutions are designed for easy automation with existing management infrastructure using CLI and REST APIs. In data centers, Supermicro Server Management Utilities provides you all the necessary functions like:

Remotely managing the health of hardware and operating system services:

Helps IT operators to monitor the health of system components through Agent and Agent-less based solutions

Managing power consumption of nodes in cluster:

Optimize the power consumption of your server rack. Monitor and apply policies to maximize compute density per rack and avoid unexpected server shutdowns.

Managing BIOS provisioning through BMC/IPMI:

Allows you to manage system BIOS upgrades and configurations uniformly across multi-environment deployments through baseboard management controller.

Execute commands on multiple target systems in parallel:

Perform parallel firmware upgrades, system memory and power commands, and many more through SSL and RMCP+.

Execute commands on multiple target systems through Redfish API:

Perform API execution for server health, system inventory, power info, event notification and many more through secure socket layer (SSL).



















Software SKUs:

SFT-DCMS-Single:	Per node license for System Management Suite (all packages)
SFT-OOB-LIC:	Per node license for OOB firmware maintenance mechanisms
SFT-SPM-LIC:	Per node license for Power Management Utility

**AMD platform not supported.*

FRONT BEZELS/LCD

New!

1U Rackmount Chassis		
OLCD Kit & Accessories Standard 3.5" drive with 0.95 OLED, fit 1x 2.5"HDD, digital color	MCP-220-00119-0B	
LCD Kit & Accessories 5.25" USB LCD Kit	MCP-220-00095-0B	
SC813, SC813M, SC815, SC819 (Redundant Power) series Please contact tech support for LCD programming instruction package	MCP-210-00007-01 (Black)	
SC813, SC813M, SC815, SC818, SC819(U)* (Redundant Power) series Does not support SC818G series	CSE-PTFB-813LB (Black) CSE-PTFB-813L (Beige)	
SC113, SC113M, SC116, SC119(U)*, SC514 series No front LED indicator support	MCP-210-11601-0B (Black)	
SC813, SC813M, SC815, SC818, SC819(U)* (Redundant Power) series Does not support SC818G series	CSE-PTFB-813-02B (Black) CSE-PTFB-813-02 (Beige)	
SC812 series Does not support SC812L series	CSE-PTFB-812 (Beige) CSE-PTFB-812B (Black)	
SC512, SC512L, SC512F-260 series Does not support SC512F-280/350/441/520/600 series	MCP-210-00028-01 (Black) MCP-210-00028-02 (Beige)	
SC512, SC512L, SC512F-260 series Does not support SC512F-280/350/441/520/600 series	MCP-210-00005-01 (Black) MCP-210-00005-02 (Beige)	
SC512, SC512L, SC512F-260 series Does not support SC512F-280/350/441/520/600 series Please contact tech support for LCD programming instruction package	MCP-210-00033-01(OEM) (Black)	
2U Rackmount Chassis		
SC822, SC823 series	CSE-PTFB-820B (Black) CSE-PTFB-820 (Beige)	
SC825, SC828 series	MCP-210-82503-0B (Black)	
SC825M series	MCP-210-82502-0B (Black)	
SC213, SC216, SC217, SC219(U)*, SC826 series SC827 series (Rev. A5 or later), SC829(U)* series	MCP-210-82601-0B (Black)	
3U Rackmount Chassis		
SC835 series	MCP-210-83501-0B (Black)	
SC836, SC837 series	MCP-210-83601-0B (Black)	
4U Rackmount Chassis		
SC842 series	MCP-210-84201-0B (Black)	
SC846, SC847, SC848, SC417, SC418 series	MCP-210-84601-0B (Black)	

* Exception: Do not support auto-latch design handles

SUPERRACK® TOTAL SOLUTIONS



42U Open Frame
SRK-42OR-03
(1016mm Deep)
Generation 2

42U Enclosure
SRK-42SE-03
(1016mm Deep)
Generation 2

42U Open Frame
SRK-42OR-01
(950mm Deep)

42U Open Frame
SRK-42OR-02
(1175mm Deep)

42U Enclosure
SRK-42SE-01
(1000mm Deep)

42U Enclosure
SRK-42SE-02
(1225mm Deep)

Supermicro's SuperRack® systems were designed for ease of integration, implementation, and deployment. Their easy rear access and modularized Building Block design makes them ideal for hot-swap-capable servers, such as Supermicro's Twin and Double-Sided Storage® families. For a rack system that is convenient, reliable, and customizable, the Supermicro SuperRack® is the ideal choice.

Key Features:

- Per-U Design** - Ground-breaking Per-U design concept simplifies cable management and minimizes integration time
- Accessible** - Versatile Front and Rear access hot-plug optimizations provide an improved service experience
- Optimized Air Flow** - Reduced cabling optimizes air flow and improves cooling
- Building Block Design** - Building-block design and intuitive installation process reduce overall deployment schedules
- Expandable** - With unique add-on expansion units the SuperRack® easily accommodates many different server configurations
- Customizable** - Fully customizable options offer a well-rounded total Rack solution and service
- SuperRack® Total Solution** - Supermicro provides rack configuration, integration, testing, burn-in, and shipping services delivering an integrated rack system to the end-user. Please contact your Supermicro sales representative for details.



• Versatile Front and Rear access hot-plug optimizations



• Per-U Design simplifies cable management and minimizes integration time

**SuperRack® Solutions:
Pre-Configured, Fully Tested and Application Optimized**

- Hadoop Clusters for Big Data Analytics
- Rack Solutions for Virtualization and Cloud Computing
- Rack Solutions for Search Engine, Web 2.0
- HPC Clusters with GPU/Coprocessor Accelerator
- Scale-Out Storage with Extreme Drive Density
- Rack Integration Service from Design to Delivery

For detailed information, please contact your Supermicro sales representative; visit: <http://www.supermicro.com/products/rack>



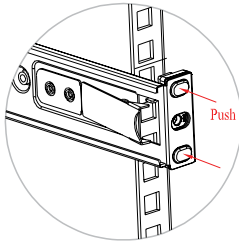
42U SuperRack® Front View

(Rear View)

QUICK-RELEASE SLIDE RAILS

The Supermicro Tool-less, Quick-release Slide Rails

Designed for quick and easy installation and access to Supermicro's server equipment. Several different sizes are provided to accommodate a variety of Supermicro server systems.



Model Part#	MCP-290-00054-0N	MCP-290-00062-0N
Product	Optional rail set	Optional rail set
Content	Quick-release inner rail + quick-release outer rail	Quick-release inner rail + quick-release outer rail
Chassis Type	1U, 17.2" width	1U, 17.2" width
Mechanism	Linear	Linear
Outer Rail Extendable Length	25.6"~33.05"	25.6"~33.05"
Compatible Chassis	Optional for SC813, 815	Optional for SC118, 119, 808, 809, 816, 818, 819

For Short-depth Chassis Rack



Model Part#	MCP-290-00052-0N-BULK	MCP-290-00056-0N
Product	Optional outer rail bulk pack	Optional short-depth outer rail
Content	Quick-release outer rail (10 set/pack)	Short quick-release outer rail
Chassis Type	1U, 17.2" width	1U, 17.2" width in short-depth rack
Mechanism	Linear	Linear
Outer Rail Extendable Length	25.6"~33.05"	19"~26.4"
Compatible Chassis	Optional for SC113, 113M, 118, 119, 512F-280/350/410/441/520/600, 515, 514, 808, 809, 813, 813M, 815, 816, 818, 819	Optional for SC113, 113M, 118, 119, 512F-280/350/410/441/520/600, 514, 515, 808, 809, 813, 813M, 815, 816, 818, 819

For Short-depth Chassis Rack



Model Part#	MCP-290-00053-0N	MCP-290-00057-0N	MCP-290-00058-0N
Product	Default rail set	Default rail set	Optional short-depth rail set
Content	Quick-release inner rail + quick-release outer rail	Quick-release inner rail + quick-release outer rail	Quick-release inner rail + quick-release outer rail
Chassis Type	2~3U, 17.2" width	4U, 17.2" width	2~4U, 17.2" width in short-depth rack
Mechanism	Ball-bearing, support round hole racks with adapter MCP-290-00060-0N	Ball-bearing, support round hole racks with adapter MCP-290-00060-0N	Ball-bearing, support round hole racks with adapter MCP-290-00060-0N
Outer Rail Extendable Length	26.5"~36.4"	26.5"~36.4"	19"~26.6"
Compatible Chassis	Default for SC213, 216, 217, 218, 219, 823M, 825, 825M, 826, 827, 828, 829, 835, 836, 837, 936, 937, 938, 939	Default for SC417, 418, 758, 846, 847, 848, optional for SC842	Optional for SC213, 216, 217, 218, 219, 417, 418, 747, 748, 758, 823M, 825, 825M, 826, 827, 828, 835, 836, 837, 842, 846, 847, 848, 936, 937, 938, 939

CABLES

External Copper 25 Gb/s

SMCI P/N	Descriptions	Length (m)	Connector	Cable type	Media	Date Rate
CBL-NTWK-0944-SS28C10M	ETHERNET, SFP28, 28GbE, PASSIVE, 30 AWG, 1M	1	SFP28	Passive	Copper	25 Gb/s
CBL-NTWK-0944-SS28C20M	ETHERNET, SFP28, 28GbE, PASSIVE, 30 AWG, 2M	2				
CBL-NTWK-0944-SS28C30M	ETHERNET, SFP28, 28GbE, PASSIVE, 30 AWG, 3M	3				
CBL-NTWK-0944-SS28C50M	ETHERNET, SFP28, 28GbE, PASSIVE, 26 AWG, 5M	5				

External Copper 100 Gb/s

SMCI P/N	Descriptions	Length (m)	Connector	Cable type	Media	Date Rate
CBL-NTWK-0943-SQ28C10M	ETHERNET, QSFP28, 100GbE, PASSIVE, 32 AWG, 1M	1	QSFP28	Passive	Copper	100 Gb/s
CBL-NTWK-0943-SQ28C50M	ETHERNET, QSFP28, 100GbE, PASSIVE, 26 AWG, 5M	5				
CBL-NTWK-0942-MQ28C10M	ETHERNET, QSFP28, 100GbE, PASSIVE, 1m, Mellanox	1	QSFP28	Passive	Copper	100 Gb/s
CBL-NTWK-0942-MQ28C20M	ETHERNET, QSFP28, 100GbE, PASSIVE, 2m, Mellanox	2				
CBL-NTWK-0942-MQ28C30M	ETHERNET, QSFP28, 100GbE, PASSIVE, LSZH, 3m, Mellanox	3				
CBL-NTWK-0942-MQ28E10M	InfiniBand, EDR, QSFP28, 100GbE, PASSIVE, LSZH, 1m, Mellanox	1				
CBL-NTWK-0942-MQ28E20M	InfiniBand, EDR, QSFP28, 100GbE, PASSIVE, LSZH, 2m, Mellanox	2				
CBL-NTWK-0942-MQ28E30M	InfiniBand, EDR, QSFP28, 100GbE, PASSIVE, LSZH, 3m, Mellanox	3				

External Copper 10 Gb/s

SMCI P/N	Descriptions	Length (m)	Connector	Cable type	Media	Date Rate
CBL-NTWK-0347	ETHERNET, SFP+, 10GbE, PASSIVE, PUSH, 1M, 30AWG	1	SFP+	Passive	Copper	10 Gb/s
CBL-NTWK-0456	ETHERNET, SFP+, 10GbE, PASSIVE, PUSH, 2M, 30AWG	2				
CBL-NTWK-0912	ETHERNET, SFP+, 10GbE, PASSIVE, PUSH, 3M, 30AWG	3				
CBL-NTWK-1009	ETHERNET, SFP+, 10GbE, PASSIVE, PUSH, 5M, 24AWG	5				
CBL-NTWK-0592	ETHERNET, SFP+, 10GbE, PASSIVE, PULL, 1M, 30AWG	1				
CBL-NTWK-0525	ETHERNET, SFP+, 10GbE, PASSIVE, PULL, 3M, 30AWG	3				
CBL-NTWK-0552	ETHERNET, SFP+, 10GbE, PASSIVE, PULL, 5M, 30AWG	5				

External Fiber 10 Gb/s

SMCI P/N	Descriptions	Length (m)	Connector	Cable type	Media	Date Rate
CBL-SFP+AOC-1M-1	ETHERNET, SFP+, 10GbE, FIBER, ACTIVE, PULL, 1M	1	SFP+	Active	Fiber	10 Gb/s
CBL-SFP+AOC-3M-1-ORG	ETHERNET, SFP+, 10GbE, FIBER, ACTIVE, PULL, 3M, Orange	3				
CBL-SFP+AOC-5M-1-ORG	ETHERNET, SFP+, 10GbE, FIBER, ACTIVE, PULL, 5M, Orange	5				
CBL-SFP+AOC-10M	ETHERNET, SFP+, 10GbE, FIBER, ACTIVE, PULL, 10M	10				

External Copper 40 Gb/s

SMCI P/N	Descriptions	Length (m)	Connector	Cable type	Media	Date Rate
CBL-NTWK-0417-01	ETHERNET, QSFP, 40GbE, PASSIVE, 1M, 30AWG	1	QSFP+	Passive	Copper	40 Gb/s
CBL-NTWK-0325-02	ETHERNET, QSFP, 40GbE, PASSIVE, 2M, 26AWG	2				
CBL-NTWK-0446-01	ETHERNET, QSFP, 40GbE, PASSIVE, 3M, 28AWG	3				
CBL-NTWK-0422-01	ETHERNET, QSFP, 40GbE, PASSIVE, 5M, 26AWG	5				

CABLES

External Copper 40 Gb/s to 4x 10 Gb/s						
SMCI P/N	Descriptions	Length (m)	Connector	Cable type	Media	Date Rate
CBL-NTWK-0719	ETHERNET, 40GbE/QSFP+ to 4x 10GbE/SFP+, PASSIVE, 1M, 30AWG, Mellanox	1	QSFP+ to 4X SFP+	Passive	Copper	40G to 4x 10G
CBL-NTWK-0720	ETHERNET, 40GbE/QSFP+ to 4x 10GbE/SFP+, PASSIVE, 3M, 30AWG, Mellanox	3				
CBL-NTWK-0721	ETHERNET, 40GbE/QSFP+ to 4x 10GbE/SFP+, PASSIVE, 5M, 25AWG, Mellanox	5				
External Fiber 40 Gb/s						
SMCI P/N	Descriptions	Length (m)	Connector	Cable type	Media	Date Rate
CBL-QSFP+AOC-1M	IB/ETHERNET, QSFP, QDR, 40GbE, FIBER, ACTIVE, PULL, 1M	1	QSFP+	Active	Fiber	40 Gb/s
CBL-QSFP+AOC-5M-1	ETHERNET, QSFP, QDR, 40GbE, FIBER, ACTIVE, PULL, 5M	5				
CBL-QSFP+AOC-10M-1	ETHERNET, QSFP, QDR, 40GbE, FIBER, ACTIVE, PULL, 10M	10				
External Copper 12 Gb/s						
SMCI P/N	Descriptions	Length (m)	Connector	Cable type	Media	Date Rate
CBL-SAST-0573	MINI SAS HD, 12G, EXT, 1M, 28AWG	1	miniSAS HD x4	Passive	Copper	12 Gb/s
CBL-SAST-0690-1	MINI SAS HD, 12G, EXT, 2M, 30AWG	2				
CBL-SAST-0677	MINI SAS HD, 12G, EXT, 3M, 28AWG	3				
CBL-SAST-1035-1	MINI SAS HD, x8, 12G, EXT, PASSIVE, PULL, 1M, 30AWG	1	miniSAS HD x8	Passive	Copper	12 Gb/s
CBL-SAST-1036-1	MINI SAS HD, x8, 12G, EXT, PASSIVE, PULL, 2M, 30AWG	2				
CBL-SAST-1037-1	MINI SAS HD, x8, 12G, EXT, PASSIVE, PULL, 3M, 28AWG	3				
Internal Copper 12 Gb/s – Oculink 1.0						
SMCI P/N	Descriptions	Length (cm)	Connector	Cable type	Media	Date Rate
CBL-SAST-0929	OcuLink v 1.0 source to MiniSAS HD, INT, PCIe, 57CM,34AWG	57	Oculink 1.0	Passive	Copper	
CBL-SAST-0972	OcuLink v 1.0 source to MiniSAS HD, INT, PCIe, 70CM,34AWG	70				
CBL-SAST-0847	OcuLink v 1.0, INT, PCIe NVMe SSD, 76CM,34AWG	76				
CBL-SAST-0818	OcuLink v 1.0, INT, PCIe NVMe SSD, 55CM,34AWG	55				
CBL-SAST-0819	OcuLink v 1.0, INT, PCIe NVMe SSD, 65CM,34AWG	65				
CBL-SAST-0974-1	OcuLink v 1.0, INT, PCIe NVMe SSD, 37CM,34AWG	37				
CBL-SAST-0973-1	OcuLink v 1.0, INT, PCIe NVMe SSD, 25CM,34AWG	25				
Internal Copper 6 Gb/s						
SMCI P/N	Descriptions	Length (cm)	Connector	Cable type	Media	Date Rate
CBL-0473L	SATA, INT, ROUND, ST-ST, 21CM, 30AWG	21	7-Pin SATA	Passive	Copper	6 Gb/s
CBL-0483L	SATA, INT, ROUND, ST-ST, 29CM, 30AWG	29				
CBL-0484L	SATA, INT, ROUND, ST-ST, 55CM, 30AWG	55				
CBL-0481L	SATA, INT, ROUND, ST-ST, 81CM, 30AWG	81				
CBL-0109L-02	MINI SAS, INT, 22CM, 26AWG	22	miniSAS	Passive	Copper	6 Gb/s
CBL-0421L	MINI SAS, INT, 55CM, 26AWG	55				
CBL-0281L-01	MINI SAS, INT, 75CM, 30AWG	75				
Internal Copper 12 Gb/s						
SMCI P/N	Descriptions	Length (cm)	Connector	Cable type	Media	Date Rate
CBL-SAST-0550	MINI SAS HD, INT, 25CM, 30AWG	25	miniSAS HD	Passive	Copper	12 Gb/s
CBL-SAST-0532	MINI SAS HD, INT, 50CM, 30AWG	50				
CBL-SAST-0531	MINI SAS HD, INT, 80CM, 30AWG	80				
CBL-SAST-0623	MINI SAS HD, INT, 45CM, 85 OHM, 30AWG	45	miniSAS HD	Passive	Copper	12 Gb/s
CBL-SAST-0590	MINI SAS HD, INT, 70CM, 30, 85 OHM, AWG	70				
CBI-SAST-0957	Mini SAS HD to PCIe SFF-8639 w/ Power, 55CM, 45CM 34 AWG	55	miniSAS HD to SFF-8639	Passive	Copper	12 Gb/s
CBL-SAST-0956	OcuLink v1.0 to PCIe SFF-8639 w/ Power, 55CM, 34 AWG	55	Oculink to SFF-8639	Passive	Copper	12 Gb/s
CBL-SAST-1011	OcuLink v1.0 to PCIe SFF-8639 w/ Power, 75CM, 34 AWG	75				

INTEL® OMNI PATH ARCHITECTURE SWITCH

100G 48-port Intel® Omni Path Top-of-Rack Switch SSH-C48Q

High Performance, High Density, Low latency, 100-Gigabit Intel® Omni Path Architecture, Meets the Most Demanding Applications for HPC.

Supermicro SuperSwitch Solution Benefit Highlights

- 1U TOR 100 Gb/s 48-Port
- 9.6 Tb/s Switching Capacity
- Optimized for High Message Rates and Low End-to-End Latency
- Out-of-Band Fabric Management Card (Optional)
 - Ethernet (10/100/1000 Base-T) and USB Serial Console
- Redundant Hot-Pluggable 750W **Platinum Level** Power Supplies
- Redundant Cooling



SSH-C48Q



Rear View

The Supermicro SSH-C48Q 1U 48-port top-of-rack network SuperSwitch supports the 100Gbps Intel® Omni Path Architecture (OPA) providing a unique HPC cluster solution offering excellent bandwidth, latency and message rates that is highly scalable and easily serviceable.

The SSH-C48Q leverages the Intel Scalable System Framework (SSF) to address evolving demands across high performance data analytics, machine learning, visualization, traditional modeling and simulation workloads. Designed specifically for HPC, the 48-port SSH-C48Q offers 9.6 Tb/s total fabric bandwidth and high scalability with the capability of 27,648 nodes in a 2-tier configuration. The Supermicro SSH-C48Q is designed to overcome the scaling challenges of large-sized clusters.

High Message Rate Throughput

The SSH-C48Q is designed to support high message rate traffic from each node through the fabric. That means the fabric can support the high bandwidth as well as high message rate throughput associated with the ever-increasing processing power and core counts of Intel® Xeon® Processor and Coprocessors.

48-port Switch ASIC

With a 48-port design the SSH-C48Q provides improved fabric scalability, reduced latency, increased density, reduced cost, and lower power demand. It is the basis of the SSH-C48Q capacity of 9.6 Tb/s fabric bandwidth and high scalability to 27,648 nodes in 2-tier configurations.

Deterministic Latency

Features in the Intel OPA optimize the performance impacts of large Maximum Transmission Units (MTUs) on small messages. They help maintain consistent latency for inter-process communication (IPC) messages, such as Message Passing Interface (MPI) messages, when large messages—typically storage—are being simultaneously transmitted in the fabric. Intel® OPA can bypass lower priority large packets, giving higher priority to small packets, creating a lower and more predictable latency through the fabric.

Enhanced End-to-End Reliability

The Supermicro SSH-C48Q also delivers its own unique error detection and correction which is more efficient than the forward error correction (FEC) defined in the InfiniBand standard. Enhancements include zero load for detection - if a correction is required, packets only need to be retransmitted from the last link—not all the way from the sending node. This gives near-zero additional latency.

Ports	<ul style="list-style-type: none"> • 48 x 100 Gb/s ports – QSFP28 • RJ45 1G optional management port • USB serial console port 	
Switching	<ul style="list-style-type: none"> • Switching capacity 9.6 Tb/s total fabric bandwidth • Optimized high message rate • Optimized error detection/correction and low latency • Capability of 27,648 nodes in 2-tier configuration • Virtual lanes: Configurable from one to eight VLs plus one management VL 	<ul style="list-style-type: none"> • Configurable MTU size of 2KB, 4KB, 8KB, or 10KB • Maximum multicast table size: 8192 entries • Maximum unicast table size: 49151 entries • Passive copper or active fiber cables
Management	<ul style="list-style-type: none"> • Out-of-band management card (optional) • Enables Command Line Interface and Chassis Management GUI through 10/100/1000 Base-T Ethernet 	<ul style="list-style-type: none"> • Enables Serial Console through USB Serial Port • Fabric Management GUI
Physical/Environmental	<ul style="list-style-type: none"> • Dimensions 17.2" W x 16.6" D x 1.72" H • Weight 16 lbs / 7.26 kg • Redundant Hot-Pluggable 750W Platinum Level Power Supplies 	<ul style="list-style-type: none"> • Operating Temperature: 0°C to 40°C (32°F to 104°F) • Forward Direction Air Flow
Power	<ul style="list-style-type: none"> • AC Input: 100-127V/200-240 V, 50-60 Hz 	<ul style="list-style-type: none"> • Power consumption: <ul style="list-style-type: none"> - 210 W (Copper) - 380 W (All max 3W Optical)

LAYER 2 ETHERNET SWITCHES

Cost-effective 1-Gigabit Ethernet networking including a Power-over-Ethernet model and featuring Energy Efficient Ethernet – **We Keep IT Green®**

Rear View



Model	SSE-G2252P (52 ports; 48 with Power-over-Ethernet)	SSE-G2252 (52 ports)
General Specifications:	<ul style="list-style-type: none"> 48 RJ45 10/100/1000 Mbps Ports 4 SFP 1-G Ports Non-Blocking Standard L2 Features IPv4 and IPv6 RJ45 Console Port: Web Management, CLI Power-over-Ethernet (IEEE802.3at) <ul style="list-style-type: none"> - Up to 30W per port - Up to 400W total PoE budget 	<ul style="list-style-type: none"> 48 RJ45 10/100/1000 Mbps Ports 4 SFP 1-G Ports Non-Blocking Standard L2 Features IPv4 and IPv6 RJ45 Console Port: Web Management GUI, CLI
Switching Capacity	<ul style="list-style-type: none"> 104 Gbps 	<ul style="list-style-type: none"> 104 Gbps
Energy Efficient Ethernet	<ul style="list-style-type: none"> 802.3az 	<ul style="list-style-type: none"> 802.3az
Power Supply	<ul style="list-style-type: none"> 500W 	<ul style="list-style-type: none"> 65W
Weight	<ul style="list-style-type: none"> 11.7 lbs / 5.3kg 	<ul style="list-style-type: none"> 6.8 lbs / 3.1kg
Dimensions (WxDxH)	<ul style="list-style-type: none"> 440 x 379 x 43mm (17.3" x 14.9" x 1.7") 	<ul style="list-style-type: none"> 440 x 279 x 43mm (17.3" x 11" x 1.7")
Switching Features	<ul style="list-style-type: none"> 16K MAC address entries Link Aggregation <ul style="list-style-type: none"> - 802.3ad with LACP - Up to 12 aggregation groups up to 8 ports per group Double tagging: <ul style="list-style-type: none"> - 802.1 Q-in-Q - 802.1ad provider bridge - Unqualified learning and forwarding 	<ul style="list-style-type: none"> Storm protection <ul style="list-style-type: none"> - Broadcast - Multicast IGMP: <ul style="list-style-type: none"> - IGMP snooping v1/v2/v3 Spanning tree <ul style="list-style-type: none"> - 802.1D spanning tree - 802.1s multiple Jumbo frames up to 9KB
VLAN	<ul style="list-style-type: none"> 802.1Q tagging, port and protocol based Dynamic VLAN Support (GVRP) 	<ul style="list-style-type: none"> 4K VLANs; 256 active Voice VLAN support
Quality of Service (QoS)	<ul style="list-style-type: none"> L2/L3/L4 Traffic Classification/ Priority Management Deficit WRR and Strict Priority Scheduling Traffic shaping <ul style="list-style-type: none"> - IP based (all ports) - Port based (all ports) - Port based shaping QoS aware 4 priority queues per port IPv4/v6 DiffServ 	<ul style="list-style-type: none"> Per port bandwidth management <ul style="list-style-type: none"> - Resolution 64KB Packet prioritization based on ingress/egress ports using pre-defined value Ingress/Egress metering at 64KB increments <ul style="list-style-type: none"> - Ingress/egress policer - Ingress and egress co-work
Security Features	<ul style="list-style-type: none"> 802.3x Port-Based Authentication Switch access password protection Layer 2, 3, 4 Access Control List (512 rules) 	<ul style="list-style-type: none"> RADIUS and TACACS+ Authentication SSH/SSL Encryption
Management Features	<ul style="list-style-type: none"> Web-based management interface – HTTP/HTTPS <ul style="list-style-type: none"> - Telnet (4 sessions) - SNMP Industry standard CLI with telnet, SSH, or local management port <ul style="list-style-type: none"> - Scripting capability - Command completion - Context-sensitive "Help" 	<ul style="list-style-type: none"> Software upgrade/download Multiple configuration file upload/download by TFTP and HTTP Auto upgrade DHCP functions Telnet-Server SNMP v1/v2c/v3 RMON
PoE Features	<ul style="list-style-type: none"> Compliant with IEEE 802.3af-2003 & IEEE 802.3at-2009 PoE on 10/100/1000Base-T ports only (ports 1~48) Power start/stop (remote sense) Power feeding over 1/2 and 3/6 data twisted pair of Cat. 5 UTP/STP cable Independent overload and short-circuit protection for each port LED indicators for power status per port Per port configuration Port priority configuration IEEE 802.3af/IEEE 802.3at MIB for Power over Ethernet function 	
Operating Temperature	<ul style="list-style-type: none"> 0 ~ 50°C 	

LAYER 2/3 ETHERNET SWITCHES

Enterprise-class performance with advanced switching capabilities in a 1U form factor.
Highly cost-effective 1/10-Gigabit Ethernet Networking – Standalone or Top-of-Rack.



Model	SSE-G24-TG4	SSE-X3348S/SR	SSE-X3348T/TR
Port Attributes	<ul style="list-style-type: none"> 24 One Gigabit Ethernet ports 24 RJ45 Copper ports Four fiber SFP combo ports Out-of-band RS-232 Management port Up to four 10-Gigabit Ethernet uplinks Up to two stacking ports 	<ul style="list-style-type: none"> 48 Ten-Gigabit Ethernet ports SFP+ Connectors 4 Forty-Gigabit Ethernet ports QSFP Connectors 2 One-Gigabit Ethernet ports RJ45 Connectors Out-of-band RS-232 Management port 	<ul style="list-style-type: none"> 48 Ten-Gigabit Ethernet ports 10GBase-T RJ45 connectors 4 Forty-Gigabit Ethernet ports QSFP Connectors 2 One-Gigabit Ethernet ports RJ45 Connectors Out-of-band RS-232 Management port Energy Efficient Ethernet- IEEE 802.3az
Switching Capacity	136Gbps	1284 Gbps	1284 Gbps
Stacking Performance	Up to 48 Gbps		
Power Consumption	105W	326W (Redundant Power Supplies) Reverse airflow model available	357W (Redundant Power Supplies) Reverse airflow model available
Weight	12.6 lbs / 5.70 kg (w/ modules) 12.2 lbs / 5.54 kg (w/o modules)	18.1 lbs / 8.2 kg	20.3 lbs / 9.22 kg
Dimensions (WxDxH)		438 x 473 x 43mm (17.3" x 18.6" x 1.7")	438 x 473 x 43mm (17.3" x 18.6" x 1.7")
Availability	<ul style="list-style-type: none"> Multiple Spanning Trees (802.1s) Virtual Redundant Routing Protocol (VRRP) 	<ul style="list-style-type: none"> Spanning Tree (802.1D) Rapid Spanning Tree (802.1w) 	<ul style="list-style-type: none"> Multiple Spanning Trees (802.1s) Virtual Redundant Routing Protocol (VRRP)
VLAN	1K Static VLANs	802.1Q tagging, port and protocol based Dynamic VLAN Support (GVRP) 4K Static VLANs	
Quality of Service and DiffServ	<ul style="list-style-type: none"> Marking Metering / Rate limiting 	<ul style="list-style-type: none"> 8 priority queues per port Adjusted WRR and Strict Priority Scheduling Layer 2, 3, 4 Prioritization 	<ul style="list-style-type: none"> Marking Metering / Rate limiting
Switching Features	<ul style="list-style-type: none"> Jumbo Frames up to 9KB Port Mirroring – N to 1. Tx & Rx Configurable 	<ul style="list-style-type: none"> Link Aggregation - 24 groups with 8 members per group MLAG support LACP Support 	<ul style="list-style-type: none"> Link Layer Discovery Protocol (802.1AB) Jumbo Frames up to 9KB Port Mirroring – N to 1. Tx & Rx Configurable
Routing Features	<ul style="list-style-type: none"> VRRP (Virtual Router Redundancy Protocol) DVMRP (Distance Vector Multicast Routing Protocol) 	<ul style="list-style-type: none"> Static Routing, RIP v1/v2, RIPng, OSPF v1/v2/v3 and BGP IPv4 and IPv6 Routing 	<ul style="list-style-type: none"> VRRP (Virtual Router Redundancy Protocol) DVMRP (Distance Vector Multicast Routing Protocol)
Multicast	<ul style="list-style-type: none"> PIM SM, PIM DM PIM SMv6 	<ul style="list-style-type: none"> IGMP Snooping v1, v2, v3 IGMP v1, v2, v3 	<ul style="list-style-type: none"> PIM SM, PIM DM PIM SMv6
Security Features	<ul style="list-style-type: none"> RADIUS and TACACS+ Authentication SSH, SSL Encryption 	<ul style="list-style-type: none"> 802.3x Port Based Authentication Switch access password protection Layer 2, 3, 4 Access Control Lists (256 rules) 	<ul style="list-style-type: none"> RADIUS and TACACS+ Authentication SSH, SSL Encryption
Management Features	<ul style="list-style-type: none"> Multiple levels of user privilege (CLI and Web UI) SNMP v1, v2, v3 Four RMON Groups - (1, 2, 3 and 9) Logging – syslog Dual firmware images Configuration file - upload / download 	<ul style="list-style-type: none"> Web-based management interface – HTTP/HTTPS Telnet SNMP Industry standard CLI with telnet, SSH, or local management port Scripting capability Command completion Context-sensitive "Help" 	<ul style="list-style-type: none"> Multiple levels of user privilege (CLI and Web UI) SNMP v1, v2, v3 Four RMON Groups - (1, 2, 3 and 9) Logging – syslog Dual firmware images Configuration file - upload / download
Operating Temperature		0 ~ 40°C	0 ~ 40°C

Options (order at least one, maximum two with each SSE-G24-TG4 or SSE-G48-TG4)

AOM-SSE-X2S



Two-port SFP+ connector module for copper or fiber connections and for stacking

LAYER 2/3 ETHERNET SWITCHES

Non-blocking connectivity, 1U form factor for flexible installation

New!
Non-blocking connectivity
1U form factor for flexible installation

New!
Non-blocking connectivity
1U form factor for flexible installation

Rear View



Model	SSE-F3548SR (54 Ports)	SSE-F3548S (54 Ports)
Port Attributes	<ul style="list-style-type: none"> • 48 Twenty-Five Gigabit Ethernet Ports - SFP28 Connectors • 6 100G Ethernet Ports - QSFP28 Connectors • 1 One-Gigabit Ethernet ports - RJ45 Connector • 1 RJ45 Console port • 1 USB port • Reverse Airflow 	<ul style="list-style-type: none"> • 48 Twenty-Five Gigabit Ethernet Ports - SFP28 Connectors • 6 100G Ethernet Ports - QSFP28 Connectors • 1 One-Gigabit Ethernet ports - RJ45 Connector • 1 RJ45 Console port • 1 USB port
Switching Capacity	<ul style="list-style-type: none"> • 3.6Tb 	
Power Consumption	<ul style="list-style-type: none"> • <400W (Redundant Power Supplies) 	
Weight	<ul style="list-style-type: none"> • 18.1 lbs / 8.2 kg 	
Dimensions (WxDxH)	<ul style="list-style-type: none"> • 445 x 515 x 43.5mm (17.5" x 20.2" x 1.7") 	
Availability	<ul style="list-style-type: none"> • Multiple Spanning Tree (802.1D) 	
VLAN	<ul style="list-style-type: none"> • 4K Static VLANs • 802.1Q tagging, port and protocol based 	
Quality of Service and DiffServ	<ul style="list-style-type: none"> • 8 priority queues per port • Metering / Rate limiting • COS • QoS (with DiffServ) • Storm Control • Flow Control • Marking 	
Switching Features	<ul style="list-style-type: none"> • 64K MAC address entries • Jumbo frames up to 9KB • Spanning tree • Link Aggregation • LACP Support 	<ul style="list-style-type: none"> • MLAG • Storm protection • Loop Protection • Port Mirroring - N to 1. Tx & RX
Routing Features	<ul style="list-style-type: none"> • N/A 	
Multicast	<ul style="list-style-type: none"> • IGMP Snooping v1, v2, v3 	
Security Features	<ul style="list-style-type: none"> • RADIUS and TACACS+ Authentication • SSH/SSL Encryption • Switch access password protection • ACL 	
Management Features	<ul style="list-style-type: none"> • Multiple levels of user privilege (CLI and Web UI) • DHCP Client • Logging - syslog • Configuration file - upload / download • Multiple configuration file upload/download by TFTP and HTTP • NTP 	<ul style="list-style-type: none"> • Software upgrade/download • SNMP v1, v2, v3 • Uplink Failure Detection • Web-based management interface HTTP/HTTPS • OpenConf • RESTCONF
Operating Temperature	<ul style="list-style-type: none"> • 0°C ~ 45°C (32°F - 113°F) 	

OPEN NETWORKING ETHERNET SWITCHES

The SSE-G3648B/SSE-G3648BR, SSE-X3648S/SSE-X3648SR, and SSE-C3632S/SSE-C3632SR switches are ideal for deployment in Data Center, Cloud and Enterprise environments with the capability of handling access for the most demanding applications. All are available as a reverse-airflow model for use in large data centers with alternating hot and cold equipment aisles. And all are equipped with a second, redundant power supply (optional on SSE-G3648B/SSE-G3648BR). Pre-loaded with the Open Network Install Environment (ONIE), all three are ready for your networking operating system of choice. Supermicro recommends the use of Cumulus Linux – these switches are all listed on the Hardware Compatibility List (HCL) of Cumulus Networks. Cumulus Linux is an OS for open networking incorporating a true Linux distribution with extensive networking features plus hardware acceleration of routing and switching functions. By using many of the same tools employed for servers, Cumulus Linux enables affordable scalability with clear CapEx savings and even greater OpEx savings; it unleashes rapid innovation via custom, open source or commercial Linux tools and applications. The embedded X86 Linux-based controller is particularly well suited for running the provisioning tools which are typically used for servers. Contact Cumulus Networks (www.cumulusnetworks.com) for more details and ordering information.

With these bare metal switches Supermicro customers have the opportunity to choose the hardware/software combination that best suits their own individual networking environment. And with Supermicro product reliability and support, customers can rest assured that their investment is truly protected.

New! Layer 2/3



New! Layer 2/3



New! Layer 2/3

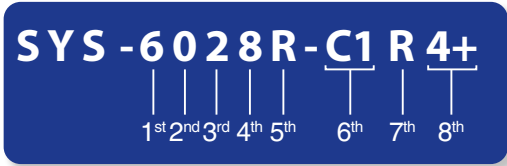
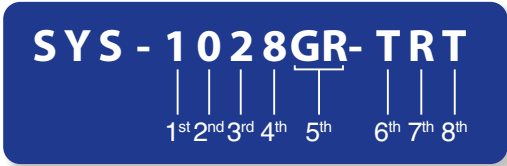


Rear View



Model	SSE-G3648B/BR	SSE-X3648S/SR	SSE-C3632S/SR
Port Specifications	<ul style="list-style-type: none"> 48 x 1Gbps Ethernet RJ45 ports 4 x 10Gbps Ethernet SFP+ ports RJ-45 Ethernet management port RJ45 (for console cable) 	<ul style="list-style-type: none"> 48x Ten-Gigabit Ethernet ports – SFP+ 6x Forty-Gigabit Ethernet ports – QSFP+ RJ-45 (for console cable) RJ-45 1G Ethernet Management Port USB 	<ul style="list-style-type: none"> 32 x 40Gbps Ethernet QSFP28 ports 32 x 100Gbps Ethernet QSFP28 ports 1 x 10Gbps Ethernet SFP+ ports RJ-45 Gigabit Ethernet management port RJ-45 serial console Type A USB 2.0 port
Data Forwarding	<ul style="list-style-type: none"> Switching Capacity – 176 Gbps Broadcom® Helix4 Switch Chip Wire-speed Layer 3 Routing 1:1 Non-blocking connectivity 	<ul style="list-style-type: none"> Switching Capacity - 1440 Gbps Broadcom® Trident II Switch Chip Wire-speed Layer 3 Routing 1:1 Non-blocking connectivity 	<ul style="list-style-type: none"> Switching Capacity - 6.4Tbps Broadcom® Tomahawk Switch Chip Wire-speed Layer 3 Routing 1:1 Non-blocking connectivity
Control Plane	<ul style="list-style-type: none"> Intel® CPU 2GB DRAM 8GB SSD ONIE Cumulus Linux Ready 	<ul style="list-style-type: none"> Intel® CPU 4GB DRAM 16GB SSD ONIE Cumulus Linux Ready 	<ul style="list-style-type: none"> Intel® CPU 4GB DRAM 16GB SSD ONIE Cumulus Linux Ready
Power	<ul style="list-style-type: none"> Hot-pluggable 200W power supply Optional second redundant power supply AC Input: 100-127/200-240 V, 50/60 Hz Power Consumption: < 85.2 Watts 	<ul style="list-style-type: none"> Redundant, hot-pluggable, 460W power supplies AC Input: 100-127/200-240 V, 50/60 Hz Power Consumption: 305 Watts 	<ul style="list-style-type: none"> Redundant, hot-pluggable, 800W power supplies AC Input: 100-127/200-240 V, 50/60 Hz Power Consumption: 650 Watts
Physical/ Environmental	<ul style="list-style-type: none"> Weight: Net weight: 8.18kg (with 2 PSUs) Regular and Reverse Airflow Models Size (W x D x H): 434 x 320 x 44 mm (17.1 x 11.2 x 1.73 in.) Temperature: Operating 0°C to 45 °C (32°F to 113°F) Humidity - Operating: 5% to 95% (non-condensing) 	<ul style="list-style-type: none"> Weight: Net weight: 10.13kg (22.29 lb with 2 PSUs) Regular and Reverse Airflow Models Size (W x D x H): 434 x 550 x 44 mm (17.1 x 21.6 x 1.73 inches) Temperature: Operating 0°C to 40 °C (32°F to 104°F) Humidity - Operating: 5% to 95% (non-condensing) 	<ul style="list-style-type: none"> Weight: Net weight: 10.18kg (22.29 lb with 2 PSUs) Regular and Reverse Airflow Models Size (W x D x H): 434x 520 x 44 mm (17.1 x 20.47 x 1.73 inches) Temperature: Operating 0°C to 40 °C (32°F to 104°F) Humidity - Operating: 5% to 95% (non-condensing)
General	<ul style="list-style-type: none"> Bare metal - ONIE Installed 1U form factor for flexible installation Mounting Flanges (included) 	<ul style="list-style-type: none"> Bare metal - ONIE Installed 1U form factor for flexible installation Mounting Rails (included) 	<ul style="list-style-type: none"> Bare metal - ONIE Installed 1U form factor for flexible installation Mounting Rails (included)
Optional Power Supply	<ul style="list-style-type: none"> PWS-FRU-G3648-1F Second (for redundancy) power supply for SSE-G3648B Ethernet Switch. Forward Airflow PWS-FRU-G3648-1R Second (for redundancy) power supply for SSE-G3648BR Ethernet Switch. Reverse Airflow 		

PRODUCT NAMING GUIDE



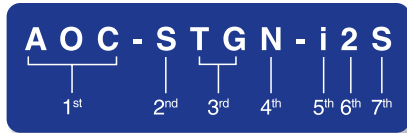
Servers with 2.5" Hard Drives

Character	Representation	Options
1st	Form Factor	1 = 1U 2 = 2U 3 = 3U 4 = 4U 5 = 5U
2nd	Reserved Digit	
3rd	Number of processor slots	1 = Single processor slot 2 = Dual processor slots 4 = Quad processor slots 8 = Oct processor slots (8 way server)
4th	System Generation	5 = X7 Series 6 = X8 Series 7 = X9 Series 8 = X10 Series 9 = X11 Series
5th	Chipset	A = Atom B = Boxboro (X8) B = Brickland (X10) C = Clarksboro (X7) B = Bigby/Skt B2 C = Cougar Point (X9) G = GPU I = Foxhollow (X7) M = Mukilteo R = Romley / Socket R (X9 / X10) ST = Storage Server T = Tylersburg (X7) xT = x: platform (ex: T-Twin, G-GPU) U = Ultra
6th	HDD Interface	3 = SAS (Intel) D = Short-Depth 6 = SAS2 (Intel) E = Extension Slot with Riser 70 = SAS2 (Broadcom® 2008) H = Hot Swap, Six GPUs 71 = SAS2 (Broadcom® 2108) L = Low Cost 72 = SAS2 (Broadcom® 2208) M = Mini-Chassis 73 = SAS2 (Broadcom® 2308) P = Internal slot 73J = SAS2 (Broadcom® 2308 IT mode) NT = SATA without UIO C0 = SAS3 (Broadcom® 3008) T = SATA 12Gb U = UIO C1 = SAS3 (Broadcom® 3108) W = WIO 12Gb N = NVMe A = Workstation
7th	Power Redundancy	R = Redundant power supply E = Expansion Slot
8th	Additional	+ = 18(X8)/24(X9)/32(X9 Quad) DIMM memory F = On board BMC (IPMI) T = 10 Gigabit Ethernet 2 = 2nd Generation GPU 4 = 4 Independent LAN ports

Servers with 3.5" Hard Drives

Character	Representation	Options
1st	Number of processor slots	5 = Single processor slot 6 = Dual processor slots 7 = Dual processor slots (Tower) 8 = Quad processor slots (4 way Server)
2nd	Reserved Digit	
3rd	Form Factor	1 = 1U 2 = 2U 3 = 3U 4 = 4U
4th	System Generation	5 = X7 Series 6 = X8 Series 7 = X9 Series 8 = X10 Series 9 = X11 Series
5th	Chipset	A = Atom B = Boxboro (X8) B = Bigby/Skt B2 (X9) B = Brickland (X10) C = Clarksboro (X7) C = Cougar Point (X9) G = GPU I = Foxhollow (X7) M = Mukilteo P = Pxx PR = X9 Twin Pro R = Romley/Socket R (X9/X10) S = Skylake ST = Storage Server T = Tylersburg TP = X10 Twin Pro TR = Twin R Socket xT = x: platform (ex: T-Twin, G-GPU); T: Tylersburg U = Ultra UT = EXDP Twin Pro UX = Hyperspeed
6th	HDD Interface	3 = Intel® SAS H = Hot Swap 6 = Intel® SAS2 L = Low Cost 70 = SAS2 (Broadcom® 2008) M = Mini-Chassis 71 = SAS2 (Broadcom® 2108) P = Internal slot 72 = SAS2 (Broadcom® 2208) NT = SATA without UIO 73 = SAS2 (Broadcom® 2308) T = SATA 73J = SAS2 (Broadcom® 2308 IT mode) U = UIO C0 = SAS3 (Broadcom® 3008) W = WIO 12Gbps N = NVMe C1 = SAS3 (Broadcom® 3108) X = 11 Slots, Max IO 12Gbps A = Workstation D = Desktop, Short-Depth E = Extension Slot with Riser
7th	Power Redundancy	R = Redundant Power Supply E = Expansion Slot
8th	Additional	+ = 18(X8)/24(X9)/32(X9 Quad) DIMM memory slots F = On board BMC (IPMI, no longer used with X10) P = 10G SFP+ T = 10 Gigabit Ethernet 4 = 4 Independent LAN ports

PRODUCT NAMING GUIDE



Network Adapter

Character	Representation	Options
1st	Product Family	AOC = Add On Card
2nd	Form Factor	U = UIO S = Standard P = Proprietary C = MicroLP M = Supermicro IO Module (SIOM) MH = SIOM Hybrid
3rd	Product Type/Speed	G = GbE (1Gbps) TG = 10GbE (10Gbps) IBF = IB FDR (56Gbps) IBQ = IB QDR (40Gbps) INF = IB DDR (20Gbps) 25G = 25GbE (25Gbps) 40G = 40GbE (40Gbps) 100G = 100GbE (100Gbps) HFI = Host Fabric Interface (100Gbps)
4th	Chipset Model (optional)	N = Niantec (82599) F = Fortville (XL710/X710) P = Powerville (i350) S = Sageville (X550)
5th	Chipset Manufacturer (optional)	i = Intel m = Mellanox b = Broadcom
6th	Number of Ports	1 = 1 port 2 = 2 ports 4 = 4 ports
7th	Connector Type (optional)	S = SFP+/SFP28 Q = QSFP+ T = 10GBase-T C = QSFP28



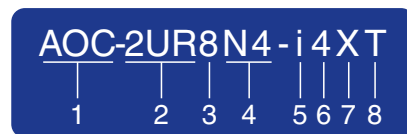
SIOM Network Adapter

Character	Representation	Options
1st	Product Family	AOC = Add On Card
2nd	Form Factor	S = Standard P = Proprietary C = MicroLP M = Super IO Module (SIOM) MH = SIOM Hybrid
3rd	Product Type/Speed	G = GbE (1Gbps) TG = 10GbE (10Gbps) 25G = 25GbE (25Gbps) 40G = 40GbE (40Gbps) 50G = 50GbE (50Gbps) 100G = 100GbE (100Gbps) IBE = IB EDR (100Gbps) IBF = IB FDR (56Gbps) IBQ = IB QDR (40Gbps) HFI = Host Fabric Interface
4th	Chipset Model (optional)	N = Niantec (82599) F = Fortville (XL710/X710) P = Powerville (i350) S = Sageville (X550)
5th	Chipset Manufacturer	i = Intel m = Mellanox b = Broadcom
6th	Number of Ports	1 = 1 port 2 = 2 ports 4 = 4 ports
7th	Connector Type (optional)	S = SFP+/SFP28 Q = QSFP+ T = 10GBase-T C = QSFP28
8th	2nd Controller/Connector Type (optional)	G = GbE RJ45 S = 10G SFP+ 2G = GbE 2x RJ45 T = 10GBase-T 2T = 2x 10GBase-T



NVMe Add On Card

Character	Representation	Options
1st	Product Family	AOC = Add On Card
2nd	Expansion slot interface	S = Standard PCI
3rd	Card height	L = Low Profile M = Smaller Profile
4th	Expansion slot interface version	G3 = PCI-E Gen3
5th	Ports	12 = 12 ports 8 = 8 ports 4 = 4 ports 2 = 2 ports
6th	Protocol	E = NVMe H = Hybrid
7th	Total # of PCI-E lanes per port (dedicated or distributed) or PCI-E expansion slot length	2 = 2 lanes per port 4 = 4 lanes per port 8 = x8 slot F = x16 slot
8th	AOC type	R = MiniSAS HD Re-driver T = OCuLink Re-timer P = OCuLink PLX switch (no "P" means MiniSAS HD PLX) M2 = M.2 Carrier
9th	Additional	F = Unique form factor



Ultra Networking Riser Card

Character	Representation	Options
1st	Product Family	AOC: Add On Card
2nd	Form Factor	UR: Ultra Riser for 1U 2UR: Ultra Riser for 2U
3rd	PCI-E Expansion Slots	8: PCI-E x8 6: PCI-E x16
4th	NVMe Ports (Optional)	N2: Two NVMe ports N4: Four NVMe ports N6: Six NVMe ports
5th	LAN Chipset Manufacturer	i: Intel
6th	Number of Ports	1: One port 2: Two ports 4: Four ports
7th	Controller Type	G: GbE X: 10GbE T: 25GbE Q: 40GbE F: 50GbE C: 100GbE
8th	Connector Type (Optional)	S: SFP+ T: 10GBase-T
9th	Chipset Model (Optional)	F: Fortville (XL710/X710)

GLOBAL EXPANSION

Providing Greater Economies of Scale and Accelerated Support to Data Center, Cloud Computing, Enterprise IT, Hadoop/Big Data, HPC, Hyperscale, IoT and Embedded Solutions Customers Worldwide

Worldwide Headquarters

San Jose, California



America:

- Supermicro's Headquarters expansion: Over 1.5 million square foot Green Computing Park in San Jose, California signals the company's increasing leadership in the IT industry
- One of the largest high-tech R&D, manufacturing, and business hubs in Silicon Valley
- East Coast Sales and Service Office



APAC:

Supermicro's Asia Science and Technology Park is a key milestone in the company's growth as a true global leader in the development of advanced, power saving computing technologies

EMEA:

Supermicro's system integration facility and services in The Netherlands serves the dynamic, rapidly growing EMEA market with localized supply and time-to-market advantages



THE SUPERMICRO ADVANTAGE

- Supermicro Quality and Reliability
- Intel® Xeon® Scalable Processors
- Intel® Xeon® Processor E7, Intel® Xeon® Processor E5, Intel® Xeon® Processor E3, Intel® Xeon® Processor D and Intel® Atom® Processor Based Platforms
- High Capacity Memory
- NVMe, Optane™, and Advanced Storage Technologies
- Latest Networking Solutions
- Onboard Management (IPMI 2.0)
- Advanced Power Saving Components
- Hybrid CPU + GPU/Coprocessor Supercomputing Systems
- BBP® and 96%+ Peak Power Supply Efficiency Designed for Power Savings & Environmental Protection
- Enhanced Cooling Systems
- Global SKUs
- Supermicro is RoHS Compliant
- Operating System Support
- The Industry's Broadest Selection of Optimized Server Systems

We Keep IT Green®

NVMe · U.2/Ruler/M.x · 100G/50G/40G/25GbE

8U/6U/4U SuperBlade®
Up to 20 DP/10 MP Nodes

BigTwin™

4/2 DP Nodes in 2U, 3 UPI
24x 2.5" NVMe/SAS3/SATA3 drives

GPU/Coprocessor Supercomputing
Multi TeraFLOPS Servers/Workstations/Blades

60/45x 3.5"

Top-Loading Drives in 4U

26" Depth

All Flash Solutions
NVMe 2U/1U Storage Systems

Ultra
Enterprise Class Computing

Datacenter Optimized
Datacenter PUE < 1.1
47°C Ambient Server Solutions

FatTwin™
8/4 Nodes in 4U
Front or Rear I/O

1U 36/32 NVMe Servers and JBOF
Petabyte Scale All-Flash NVMe Storage

3U/6U MicroBlade
0.05/0.1/0.2U MicroBlade Servers in 3U/6U



Comprehensive Server, Storage and Networking Product Lines Optimized for IT, Datacenter, Embedded, HPC and Cloud Computing



Worldwide Headquarters

Super Micro Computer, Inc.
980 Rock Ave.
San Jose, CA 95131, USA
Tel: +1-408-503-8000
Fax: +1-408-503-8008
E-mail: Marketing@Supermicro.com

EMEA Headquarters

Super Micro Computer, B.V.
Het Sterrenbeeld 28, 5215 ML,
's-Hertogenbosch, The Netherlands
Tel: +31-73-640-0390
Fax: +31-73-641-6525
E-mail: Marketing@Supermicro.nl

APAC Headquarters

Super Micro Computer, Taiwan Inc.
3F, No. 150, Jian 1st Rd., Zhonghe Dist.,
New Taipei City 235, Taiwan
Tel: +886-2-8226-3990
Tel: +886-2-8226-3991
E-mail: Marketing@Supermicro.com.tw

www.Supermicro.com

©Super Micro Computer, Inc. Specifications subject to change without notice. All other brands and names are the property of their respective owners. All logos, brand names, campaign statements and product images contained herein are copyrighted and may not be reprinted and/or reproduced, in whole or in part, without express written permission by Supermicro Corporate Marketing.



MKT-0002-03/2018-R02.0